



**AMENDMENT TWO TO THE CONTRACT
BETWEEN
OKLAHOMA HEALTH CARE AUTHORITY
AND
AETNA BETTER HEALTH OF OKLAHOMA, INC.**

The Oklahoma Health Care Authority (OHCA) and Aetna Better Health of Oklahoma, Inc. (hereinafter referred to as Contractor) mutually consent to modify the Agreement associated with Purchase Order number 8079004725 as to incorporate the updated MLR Table shown below and the Capitation Rates attached.

Exhibit 1: SoonerSelect Medical Capitation Rates Summary

1.22.6.1 MLR Corridor and MLR Remittance

SoonerSelect Medical Loss Ratio Corridor	Contractor Share of Gain/Loss in the Corridor	OHCA/CMS Share of the Gain/Loss in the Corridor
MLR of less than 85%	0%	100%
MLR equal to or greater than 85% and less than 87.68%	50%	50%
MLR equal to or greater than 87.68% and less than 91.68%	100%	0%
MLR equal to or greater than 91.68% and less than 94.36%	50%	50%
MLR equal to or greater than 94.36%	0%	100%

This Amendment shall be effective beginning date of signature by both parties. No other terms of provisions of the Contract are change or affected.



ADDRESS

4345 N. Lincoln Blvd.
Oklahoma City, OK 73105



WEBSITES

oklahoma.gov/ohca
mysooner.org



PHONE

Admin: 405-522-7300
Helpline: 800-987-7767



OKLAHOMA
Health Care Authority

Serving Oklahomans
through SoonerCare

EXECUTED:

Sonja J. Hughes, MD (Apr 30, 2024 16:05 CDT)

Sonja J. Hughes, President and CEO
Aetna Better Health of Oklahoma, Inc.

Ellen Buettner, CEO
Oklahoma Health Care Authority



ADDRESS

4345 N. Lincoln Blvd.
Oklahoma City, OK 73105



WEBSITES

oklahoma.gov/ohca
mysoonerCare.org



PHONE

Admin: 405-522-7300
Helpline: 800-987-7767

Appendix - SoonerSelect Medical Rates Summary

Disclaimer: This deliverable was prepared by Guidehouse Inc. for the sole use and benefit of, and pursuant to a client relationship exclusively with the Oklahoma Health Care Authority ("Client").

The work presented in this deliverable represents Guidehouse's professional judgement based on the information available at the time this report was prepared. The information in this deliverable may not be relied upon by anyone other than Client. Accordingly, Guidehouse disclaims any contractual or other responsibility to others based on their access to or use of the deliverable. This deliverable must be disclosed and shared in its entirety.

Notes:

Totals may differ due to rounding.

Trend months reflect the 30 months from the mid-point of CY 2022 to the mid-point of SFY 2025.

Seasonality adjusts the capitation rates to reflect the fifteen-month period from April 1, 2024 to June 30, 2025.

All PMPM values contained in this Appendix are based on CY 2022 member months.

The Relativity adjustment involves calculating average PMPM between the corresponding voluntary and non-voluntary rate cells.

Oklahoma Health Care Authority
 Managed Care Capitation Rates
 SFY2025

Exhibit 1

Region	Population Group	Age/Gender	TPL	Voluntary	Projected Member Months	Updated SFY25 Rates	Original SFY25 Rates	Difference
EAST	TANF/CHIP Child	Newborn <1	N	N	72,050	\$ 863.72	\$ 842.98	2%
OKC	TANF/CHIP Child	Newborn <1	N	N	100,873	\$ 889.83	\$ 899.26	-1%
TULSA	TANF/CHIP Child	Newborn <1	N	N	75,201	\$ 772.77	\$ 768.77	1%
WEST	TANF/CHIP Child	Newborn <1	N	N	122,033	\$ 850.75	\$ 843.98	1%
EAST	TANF/CHIP Child	Newborn <1	N	Y	3,897	\$ 736.33	\$ 665.27	11%
OKC	TANF/CHIP Child	Newborn <1	N	Y	703	\$ 996.61	\$ 778.16	28%
TULSA	TANF/CHIP Child	Newborn <1	N	Y	896	\$ 771.57	\$ 554.96	39%
WEST	TANF/CHIP Child	Newborn <1	N	Y	2,105	\$ 785.28	\$ 656.88	20%
STATEWIDE	TANF/CHIP Child	Newborn <1	Y	N	15,675	\$ 317.10	\$ 305.55	4%
STATEWIDE	TANF/CHIP Child	Newborn <1	Y	Y	362	\$ 320.75	\$ 285.60	12%
EAST	TANF/CHIP Child	1-14 Years, Male and Female	N	N	781,346	\$ 210.39	\$ 215.85	-3%
OKC	TANF/CHIP Child	1-14 Years, Male and Female	N	N	1,077,517	\$ 182.87	\$ 188.21	-3%
TULSA	TANF/CHIP Child	1-14 Years, Male and Female	N	N	804,810	\$ 180.64	\$ 186.74	-3%
WEST	TANF/CHIP Child	1-14 Years, Male and Female	N	N	1,306,092	\$ 196.10	\$ 199.88	-2%
EAST	TANF/CHIP Child	1-14 Years, Male and Female	N	Y	42,991	\$ 196.54	\$ 235.33	-16%
OKC	TANF/CHIP Child	1-14 Years, Male and Female	N	Y	6,897	\$ 161.54	\$ 188.32	-14%
TULSA	TANF/CHIP Child	1-14 Years, Male and Female	N	Y	9,136	\$ 222.69	\$ 253.94	-12%
WEST	TANF/CHIP Child	1-14 Years, Male and Female	N	Y	22,822	\$ 179.24	\$ 209.82	-15%
STATEWIDE	TANF/CHIP Child	1-14 Years, Male and Female	Y	N	421,783	\$ 94.55	\$ 99.28	-5%
STATEWIDE	TANF/CHIP Child	1-14 Years, Male and Female	Y	Y	8,929	\$ 111.22	\$ 124.26	-10%
EAST	TANF/CHIP Child	15+ Years, Female	N	N	99,167	\$ 281.08	\$ 296.45	-5%
OKC	TANF/CHIP Child	15+ Years, Female	N	N	131,850	\$ 246.96	\$ 248.76	-1%
TULSA	TANF/CHIP Child	15+ Years, Female	N	N	93,307	\$ 239.32	\$ 249.88	-4%
WEST	TANF/CHIP Child	15+ Years, Female	N	N	161,002	\$ 265.13	\$ 274.82	-4%
EAST	TANF/CHIP Child	15+ Years, Female	N	Y	5,696	\$ 296.41	\$ 351.64	-16%
OKC	TANF/CHIP Child	15+ Years, Female	N	Y	818	\$ 273.28	\$ 288.91	-5%
TULSA	TANF/CHIP Child	15+ Years, Female	N	Y	1,170	\$ 309.10	\$ 327.59	-6%
WEST	TANF/CHIP Child	15+ Years, Female	N	Y	3,148	\$ 267.22	\$ 304.94	-12%
STATEWIDE	TANF/CHIP Child	15+ Years, Female	Y	N	70,740	\$ 131.00	\$ 131.66	-1%
STATEWIDE	TANF/CHIP Child	15+ Years, Female	Y	Y	1,630	\$ 119.76	\$ 153.20	-22%
EAST	TANF/CHIP Child	15+ Years, Male	N	N	99,885	\$ 232.12	\$ 228.02	2%
OKC	TANF/CHIP Child	15+ Years, Male	N	N	130,211	\$ 160.15	\$ 162.03	-1%
TULSA	TANF/CHIP Child	15+ Years, Male	N	N	93,857	\$ 178.46	\$ 180.65	-1%
WEST	TANF/CHIP Child	15+ Years, Male	N	N	162,795	\$ 199.58	\$ 199.07	0%
EAST	TANF/CHIP Child	15+ Years, Male	N	Y	5,656	\$ 201.28	\$ 228.24	-12%
OKC	TANF/CHIP Child	15+ Years, Male	N	Y	869	\$ 199.84	\$ 211.95	-6%
TULSA	TANF/CHIP Child	15+ Years, Male	N	Y	1,120	\$ 219.23	\$ 229.70	-5%
WEST	TANF/CHIP Child	15+ Years, Male	N	Y	3,151	\$ 175.97	\$ 218.78	-20%
STATEWIDE	TANF/CHIP Child	15+ Years, Male	Y	N	66,133	\$ 85.31	\$ 83.16	3%
STATEWIDE	TANF/CHIP Child	15+ Years, Male	Y	Y	1,573	\$ 74.42	\$ 104.69	-29%

Oklahoma Health Care Authority
 Managed Care Capitation Rates
 SFY2025

Exhibit 1

Region	Population Group	Age/Gender	TPL	Voluntary	Projected Member Months	Updated SFY25 Rates	Original SFY25 Rate	Difference
EAST	TANF Parent/Caretaker	< 45 Years, Adult Female	N	N	169,866	\$ 460.14	\$ 480.27	-4%
OKC	TANF Parent/Caretaker	< 45 Years, Adult Female	N	N	174,147	\$ 467.98	\$ 469.69	0%
TULSA	TANF Parent/Caretaker	< 45 Years, Adult Female	N	N	132,544	\$ 458.31	\$ 463.93	-1%
WEST	TANF Parent/Caretaker	< 45 Years, Adult Female	N	N	258,442	\$ 472.16	\$ 485.96	-3%
EAST	TANF Parent/Caretaker	< 45 Years, Adult Female	N	Y	9,066	\$ 397.15	\$ 491.80	-19%
OKC	TANF Parent/Caretaker	< 45 Years, Adult Female	N	Y	1,705	\$ 456.20	\$ 537.18	-15%
TULSA	TANF Parent/Caretaker	< 45 Years, Adult Female	N	Y	2,228	\$ 457.77	\$ 504.34	-9%
WEST	TANF Parent/Caretaker	< 45 Years, Adult Female	N	Y	5,138	\$ 458.89	\$ 537.41	-15%
STATEWIDE	TANF Parent/Caretaker	< 45 Years, Adult Female	Y	N	158,779	\$ 156.69	\$ 159.77	-2%
STATEWIDE	TANF Parent/Caretaker	< 45 Years, Adult Female	Y	Y	3,398	\$ 152.88	\$ 186.73	-18%
EAST	TANF Parent/Caretaker	< 45 Years, Adult Male	N	N	47,055	\$ 211.17	\$ 230.35	-8%
OKC	TANF Parent/Caretaker	< 45 Years, Adult Male	N	N	31,591	\$ 238.83	\$ 238.52	0%
TULSA	TANF Parent/Caretaker	< 45 Years, Adult Male	N	N	26,079	\$ 216.64	\$ 229.87	-6%
WEST	TANF Parent/Caretaker	< 45 Years, Adult Male	N	N	58,824	\$ 231.61	\$ 240.66	-4%
EAST	TANF Parent/Caretaker	< 45 Years, Adult Male	N	Y	1,634	\$ 227.64	\$ 307.36	-26%
OKC	TANF Parent/Caretaker	< 45 Years, Adult Male	N	Y	230	\$ 298.56	\$ 369.80	-19%
TULSA	TANF Parent/Caretaker	< 45 Years, Adult Male	N	Y	278	\$ 271.07	\$ 338.58	-20%
WEST	TANF Parent/Caretaker	< 45 Years, Adult Male	N	Y	843	\$ 271.87	\$ 318.44	-15%
STATEWIDE	TANF Parent/Caretaker	< 45 Years, Adult Male	Y	N	24,175	\$ 83.31	\$ 80.57	3%
STATEWIDE	TANF Parent/Caretaker	< 45 Years, Adult Male	Y	Y	365	\$ 59.14	\$ 94.55	-37%
EAST	TANF Parent/Caretaker	Adult Male/Female Years 45+	N	N	31,664	\$ 550.40	\$ 597.26	-8%
OKC	TANF Parent/Caretaker	Adult Male/Female Years 45+	N	N	24,805	\$ 643.83	\$ 656.36	-2%
TULSA	TANF Parent/Caretaker	Adult Male/Female Years 45+	N	N	21,853	\$ 561.60	\$ 598.82	-6%
WEST	TANF Parent/Caretaker	Adult Male/Female Years 45+	N	N	40,000	\$ 572.51	\$ 599.66	-5%
EAST	TANF Parent/Caretaker	Adult Male/Female Years 45+	N	Y	1,123	\$ 597.79	\$ 912.96	-35%
OKC	TANF Parent/Caretaker	Adult Male/Female Years 45+	N	Y	198	\$ 834.09	\$ 1,233.28	-32%
TULSA	TANF Parent/Caretaker	Adult Male/Female Years 45+	N	Y	236	\$ 858.11	\$ 1,015.36	-15%
WEST	TANF Parent/Caretaker	Adult Male/Female Years 45+	N	Y	637	\$ 614.74	\$ 853.68	-28%
STATEWIDE	TANF Parent/Caretaker	Adult Male/Female Years 45+	Y	N	14,774	\$ 162.80	\$ 179.48	-9%
STATEWIDE	TANF Parent/Caretaker	Adult Male/Female Years 45+	Y	Y	229	\$ 127.22	\$ 214.74	-41%
EAST	Expansion	< 45 Years, Adult Female	N	N	232,025	\$ 394.14	\$ 429.20	-8%
OKC	Expansion	< 45 Years, Adult Female	N	N	245,243	\$ 361.16	\$ 365.61	-1%
TULSA	Expansion	< 45 Years, Adult Female	N	N	184,936	\$ 384.02	\$ 395.78	-3%
WEST	Expansion	< 45 Years, Adult Female	N	N	364,052	\$ 374.90	\$ 387.69	-3%
EAST	Expansion	< 45 Years, Adult Female	N	Y	11,844	\$ 361.18	\$ 496.39	-27%
OKC	Expansion	< 45 Years, Adult Female	N	Y	2,233	\$ 397.86	\$ 553.34	-28%
TULSA	Expansion	< 45 Years, Adult Female	N	Y	2,909	\$ 454.10	\$ 569.84	-20%
WEST	Expansion	< 45 Years, Adult Female	N	Y	6,657	\$ 402.14	\$ 541.47	-26%
STATEWIDE	Expansion	< 45 Years, Adult Female	Y	N	236,187	\$ 127.04	\$ 127.31	0%
STATEWIDE	Expansion	< 45 Years, Adult Female	Y	Y	5,095	\$ 122.39	\$ 185.21	-34%
EAST	Expansion	< 45 Years, Adult Male	N	N	226,439	\$ 321.30	\$ 358.95	-10%
OKC	Expansion	< 45 Years, Adult Male	N	N	225,178	\$ 344.75	\$ 351.25	-2%
TULSA	Expansion	< 45 Years, Adult Male	N	N	173,456	\$ 425.37	\$ 433.67	-2%
WEST	Expansion	< 45 Years, Adult Male	N	N	308,150	\$ 323.51	\$ 346.84	-7%
EAST	Expansion	< 45 Years, Adult Male	N	Y	9,475	\$ 325.17	\$ 386.91	-16%
OKC	Expansion	< 45 Years, Adult Male	N	Y	1,912	\$ 414.56	\$ 451.00	-8%
TULSA	Expansion	< 45 Years, Adult Male	N	Y	2,238	\$ 461.68	\$ 513.50	-10%
WEST	Expansion	< 45 Years, Adult Male	N	Y	5,297	\$ 357.90	\$ 383.47	-7%
STATEWIDE	Expansion	< 45 Years, Adult Male	Y	N	156,942	\$ 131.07	\$ 136.93	-4%
STATEWIDE	Expansion	< 45 Years, Adult Male	Y	Y	2,793	\$ 135.88	\$ 131.09	4%
EAST	Expansion	45+ Years, Male and Female	N	N	262,959	\$ 742.20	\$ 852.44	-13%
OKC	Expansion	45+ Years, Male and Female	N	N	218,229	\$ 773.38	\$ 785.94	-2%
TULSA	Expansion	45+ Years, Male and Female	N	N	159,474	\$ 779.19	\$ 843.60	-8%
WEST	Expansion	45+ Years, Male and Female	N	N	327,830	\$ 751.29	\$ 801.10	-6%
EAST	Expansion	45+ Years, Male and Female	N	Y	8,661	\$ 660.48	\$ 1,143.55	-42%
OKC	Expansion	45+ Years, Male and Female	N	Y	1,591	\$ 690.73	\$ 1,146.69	-40%
TULSA	Expansion	45+ Years, Male and Female	N	Y	1,811	\$ 880.88	\$ 1,163.41	-24%
WEST	Expansion	45+ Years, Male and Female	N	Y	4,783	\$ 665.24	\$ 1,026.62	-35%
STATEWIDE	Expansion	45+ Years, Male and Female	Y	N	117,312	\$ 239.46	\$ 269.87	-11%
STATEWIDE	Expansion	45+ Years, Male and Female	Y	Y	1,781	\$ 240.10	\$ 444.59	-46%
ALL	ALL	ALL	ALL	ALL	10,759,291	\$ 318.30	\$ 335.02	-5.0%







Sooner Select Amendment 2 Medical. Aetna for CE Signature

Final Audit Report

2024-04-30

Created:	2024-04-02
By:	Leah Price (leah.price@okhca.org)
Status:	Signed
Transaction ID:	CBJCHBCAABAAjGxIhO1-UQZ2C5rOHFTnR0UQkInio81d

"Sooner Select Amendment 2 Medical. Aetna for CE Signature" History

-  Document created by Leah Price (leah.price@okhca.org)
2024-04-02 - 5:49:16 PM GMT
-  Document emailed to Sonja J. Hughes (hughess@aetna.com) for signature
2024-04-02 - 5:49:21 PM GMT
-  Email viewed by Sonja J. Hughes (hughess@aetna.com)
2024-04-30 - 8:54:49 PM GMT
-  Signer Sonja J. Hughes (hughess@aetna.com) entered name at signing as Sonja J. Hughes, MD
2024-04-30 - 9:05:31 PM GMT
-  Document e-signed by Sonja J. Hughes, MD (hughess@aetna.com)
Signature Date: 2024-04-30 - 9:05:33 PM GMT - Time Source: server
-  Agreement completed.
2024-04-30 - 9:05:33 PM GMT