

Employer Sponsored Insurance (ESI)

Fast Facts

January 2016



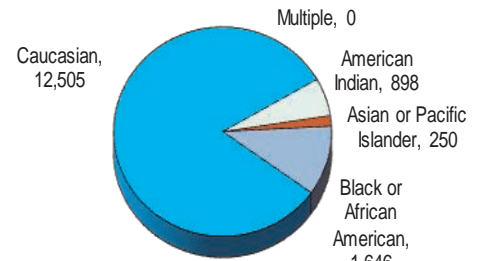
Business, insurance, state government and you
Working Together to
Insure Oklahoma!

The Insure Oklahoma Employer Sponsored Insurance program is designed to assist small business owners, employees and their dependents with health insurance premiums. Find out more information by visiting www.insureoklahoma.org.

Employer-Sponsored Insurance (ESI)

	Total Current Enrollment			Breakdown of Current Enrollment					
	Male	Female	Total	New Enrollment this Month			Expanded 185 to 200% FPL		
				Male	Female	Total	Male	Female	Total
Employee	5,351	7,440	12,791	423	701	1,124	752	715	1,467
Spouse	606	1,539	2,145	51	80	131	65	179	244
Student	63	65	128	1	4	5	11	8	19
Dependent	122	113	235	6	13	19	122	113	235
Total	6,142	9,157	15,299	481	798	1,279	950	1,015	1,965

Race Breakdown of ESI Members



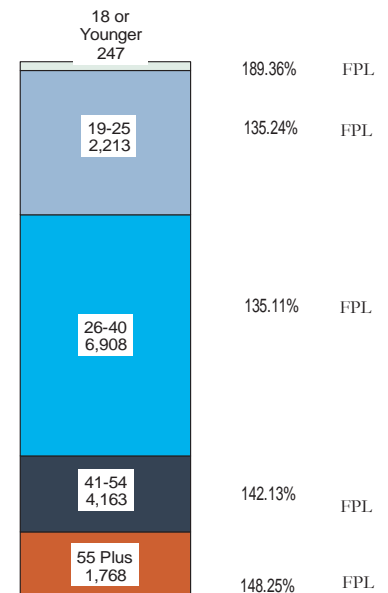
Hispanic Ethnicity 1,183

Race is self-reported by members at the time of enrollment. The multiple race members have selected two or more races. Hispanic is an ethnicity not a race. Hispanics can be of any race and are accounted for in a race category above.

	Business Activity with Employee Participation Counts				
	0 to 25	26 to 50	51 to 99	100 & Over	Total
Current	3,186	234	132	59	3,611
New	42	7	4	5	58
Total	3,228	241	136	64	3,669

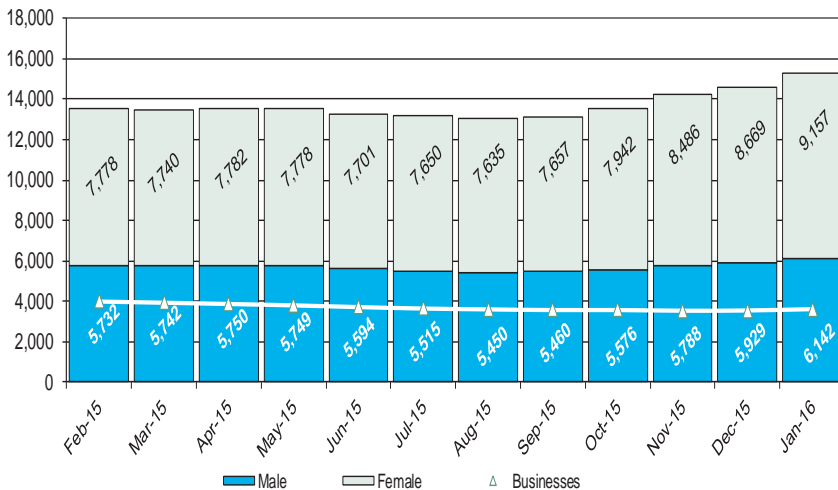
Some approved businesses may not have approved employees.

Age Breakdown with Average Federal Poverty Level of ESI Members

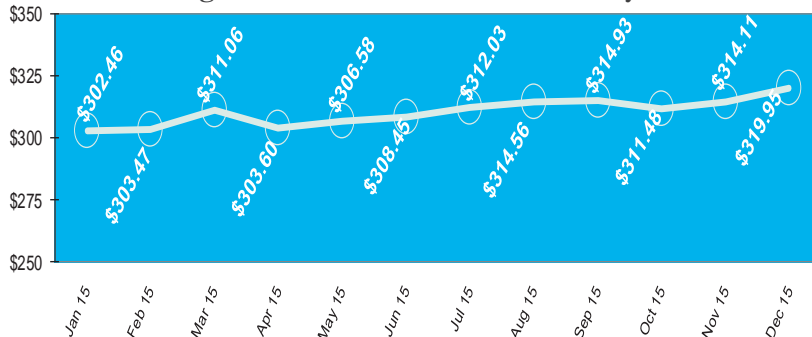


Federal Poverty Level is used to determine income qualification.

Member and Employer Monthly Enrollment



Average OHCA Premium Assistance Payments



Effective February 2007 OHCA Per Member Per Month reporting will be of the previous month due to semi-monthly payments verses monthly payments.

Insure Oklahoma ESI by Region		
Region	Employee/Spouse	Participating Counties
Region 1	435	16 of 16
Region 2	240	16 of 16
Region 3	1,142	6 of 6
Region 4	867	5 of 5
Region 5	652	18 of 18
Region 6	333	16 of 16
Total	3,669	77 of 77

Regions identified on Insure Oklahoma/OEPIC Region map on next page.

Data is compiled by Reporting and Statistics and valid as of the date of the report; any subsequent figures for this group for this time period may vary. www.insureoklahoma.org

This publication is authorized by the Oklahoma Health Care Authority in accordance with state and federal regulations. Cost of the printing was \$1.75 for 5 copies. A copy has been given to the Oklahoma Department of Libraries. OHCA is in compliance with the Title VI and Title VII of the 1964 Civil Rights Act and the Rehabilitation Act of 1973. This document can be viewed on OHCA's website www.okhca.org/research/data. The Oklahoma Health Care Authority does not discriminate on the basis of race, color, national origin, sex, religion, age or disability in employment or the provision of services.

Individual Plan (IP)

Fast Facts

January 2016



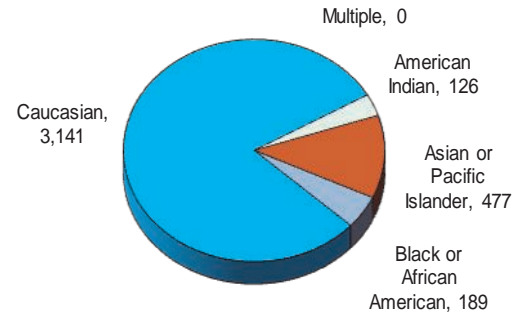
Business, insurance, state government and you
Working Together to
Insure Oklahoma!

The Insure Oklahoma Individual Plan program is designed to provide Oklahoma individuals with health insurance for themselves and their dependents if eligible. It is available to Oklahomans who are not qualified for an employer-sponsored health plan and work for an Oklahoma small business with 250 or fewer full time employees; temporarily unemployed adults who are eligible to receive unemployment benefits through the Oklahoman Employment Security Commission; or working adults with a disability who work for any size employer and have a "ticket to work". Find out more information by visiting www.insureoklahoma.org.

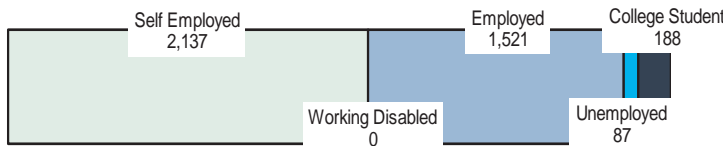
Individual Plan (IP)

	Total Current Enrollment			New Enrollment this Month		
	Male	Female	Total	Male	Female	Total
Employee	1,264	1,659	2,923	22	41	63
Spouse	213	609	822	4	9	13
Student	81	107	188	3	6	9
Dependent	0	0	0	0	0	0
Total	1,558	2,375	3,933	29	56	85

Race Breakdown of IP Members



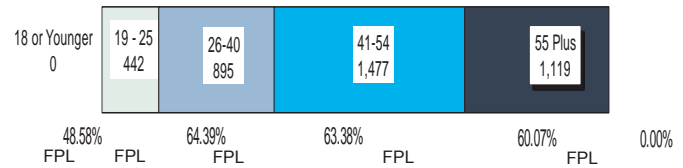
IP Application Type Breakdown



Hispanic Ethnicity 205

Race is self-reported by members at the time of enrollment. The multiple race members have selected two or more races. Hispanic is an ethnicity not a race. Hispanics can be of any race and are accounted for in a race category above.

IP Age Breakdown with Average Federal Poverty Level for each group.

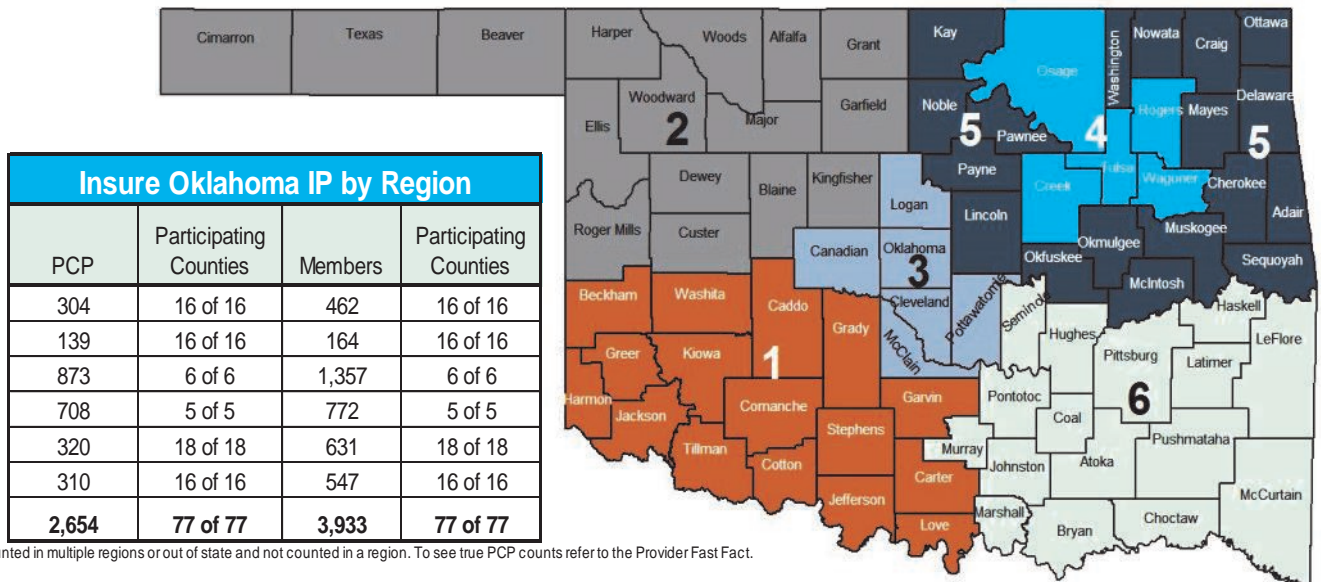


*Dependents effective 9/1/2010 doesn't show on graph being a small group at this time.

Unduplicated Counts	
IP Members SFY2016 (July 2015 - Current)	5,142
IP Members Since Program Inception March 2007	42,928
Miscellaneous	
Average IP Member Premium*	\$37.01
Average Federal Poverty Level of IP Members	61.95%
Federal Poverty Level is used to determine income qualification.	

*IP qualifying FPL decreased to 100%.

Insure Oklahoma/OEPIC Region Map



PCPs may be counted in multiple regions or out of state and not counted in a region. To see true PCP counts refer to the Provider Fast Fact.

Data is compiled by Reporting and Statistics and valid as of the date of the report; any subsequent figures for this group for this time period may vary. www.insureoklahoma.org

This publication is authorized by the Oklahoma Health Care Authority in accordance with state and federal regulations. Cost of the printing was \$1.75 for 5 copies. A copy has been given to the Oklahoma Department of Libraries. OHCA is in compliance with the Title VI and Title VII of the 1964 Civil Rights Act and the Rehabilitation Act of 1973. This document can be viewed on OHCA's website www.ohca.org/research/data. The Oklahoma Health Care Authority does not discriminate on the basis of race, color, national origin, sex, religion, age or disability in employment or the provision of services.