

Employer Sponsored Insurance (ESI)

Fast Facts

September 2013



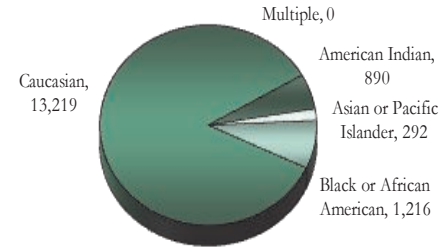
Business, insurance, state government and you
Working Together to
Insure Oklahoma!

The Insure Oklahoma Employer Sponsored Insurance program is designed to assist small business owners, employees and their dependents with health insurance premiums. Find out more information by visiting www.insureoklahoma.org.

Employer-Sponsored Insurance (ESI)

	Total Current Enrollment			Breakdown of Current Enrollment					
	Male	Female	Total	New Enrollment this Month			Expanded 185 to 200% FPL		
				Male	Female	Total	Male	Female	Total
Employee	6,000	6,651	12,651	148	175	323	734	623	1,357
Spouse	575	1,941	2,516	13	32	45	70	223	293
Student	39	72	111	0	1	1	3	7	10
Dependent	178	161	339	0	3	3	178	161	339
Total	6,792	8,825	15,617	161	211	372	985	1,014	1,999

Race Breakdown of ESI Members



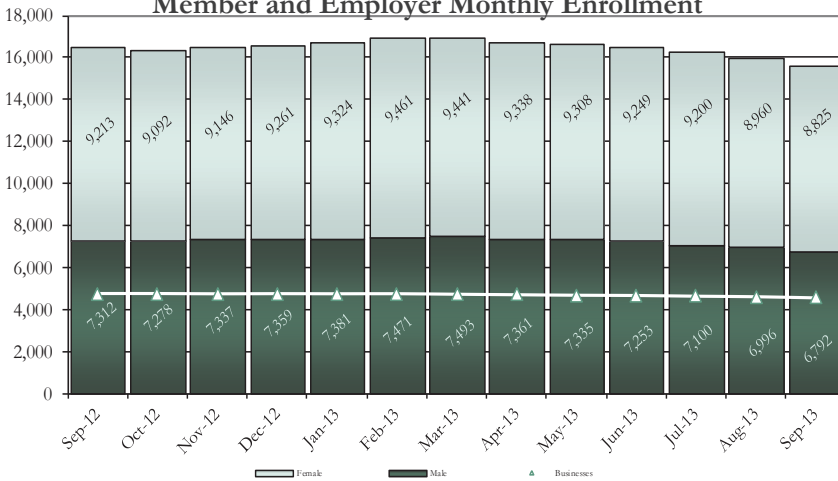
Hispanic 1,019

Race is self-reported by members at the time of enrollment. The multiple race members have selected two or more races. Hispanic is an ethnicity not a race. Hispanics can be of any race and are accounted for in a race category above.

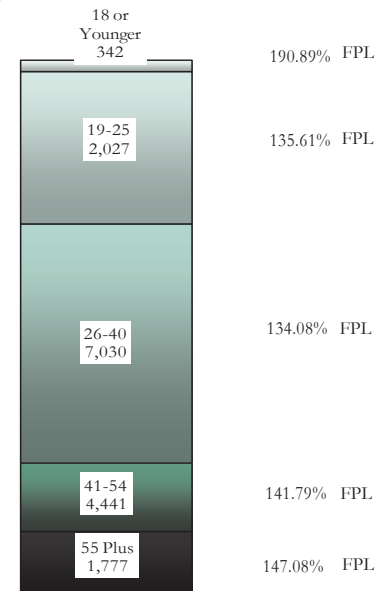
	Business Activity with Employee Participation Counts			
	0 to 25	26 to 50	51 to 100	Total
Current	4,225	212	105	4,542
New	13	1	1	15
Total	4,238	213	106	4,557

Some approved businesses may not have approved employees.

Member and Employer Monthly Enrollment




Age Breakdown with Average Federal Poverty Level of ESI Members



Federal Poverty Level is used to determine income qualification.

Average OHCA Premium Assistance Payments



Effective February 2007 OHCA Per Member Per Month reporting will be of the previous month due to semi-monthly payments verses monthly payments.

Insure Oklahoma ESI by Region		
Region	Employee/Spouse	Participating Counties
Region 1	533	2,020
Region 2	304	914
Region 3	1,399	4,281
Region 4	1,157	3,452
Region 5	750	3,252
Region 6	414	1,697
Total	4,557	15,616

Regions identified on Insure Oklahoma/OEPIC Region map on next page.

Data is compiled by Reporting and Statistics and valid as of the date of the report; any subsequent figures for this group for this time period may vary. www.insureoklahoma.org

This publication is authorized by the Oklahoma Health Care Authority in accordance with state and federal regulations. Cost of the printing was \$1.75 for 5 copies. A copy has been given to the Oklahoma Department of Libraries. OHCA is in compliance with the Title VI and Title VII of the 1964 Civil Rights Act and the Rehabilitation Act of 1973. This document can be viewed on OHCA's website www.okhca.org/research/data. The Oklahoma Health Care Authority does not discriminate on the basis of race, color, national origin, sex, religion, age or disability in employment or the provision of services.

Individual Plan (IP)

Fast Facts

September 2013



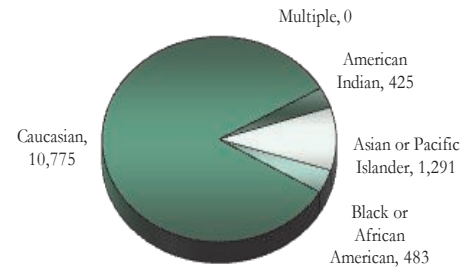
Business, insurance, state government and you Working Together to *Insure Oklahoma!*

The Insure Oklahoma Individual Plan program is designed to provide Oklahoma individuals with health insurance for themselves and their dependents if eligible. It is available to Oklahomans who are not qualified for an employer-sponsored health plan and work for an Oklahoma small business with 99 or fewer full time employees; temporarily unemployed adults who are eligible to receive unemployment benefits through the Oklahoman Employment Security Commission; or working adults with a disability who work for any size employer and have a "ticket to work". Find out more information by visiting www.insureoklahoma.org.

Individual Plan (IP)

	Total Current Enrollment			Breakdown of Current Enrollment					
	Male	Female	Total	New Enrollment this Month			Expanded 185 to 200% FPL		
				Male	Female	Total	Male	Female	Total
Employee	4,267	5,147	9,414	57	72	129	323	360	683
Spouse	733	2,281	3,014	12	29	41	47	187	234
Student	175	248	423	3	7	10	10	21	31
Dependent	55	68	123	1	0	1	55	68	123
Total	5,230	7,744	12,974	73	108	181	435	636	1,071

Race Breakdown of IP Members



IP Application Type Breakdown

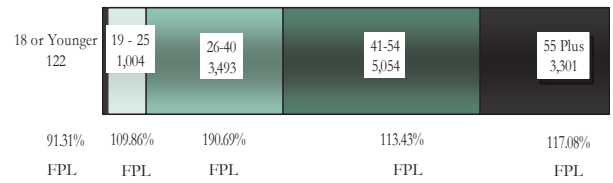


Hispanic 536

Race is self-reported by members at the time of enrollment. The multiple race members have selected two or more races. Hispanic is an ethnicity not a race. Hispanics can be of any race and are accounted for in a race category above.

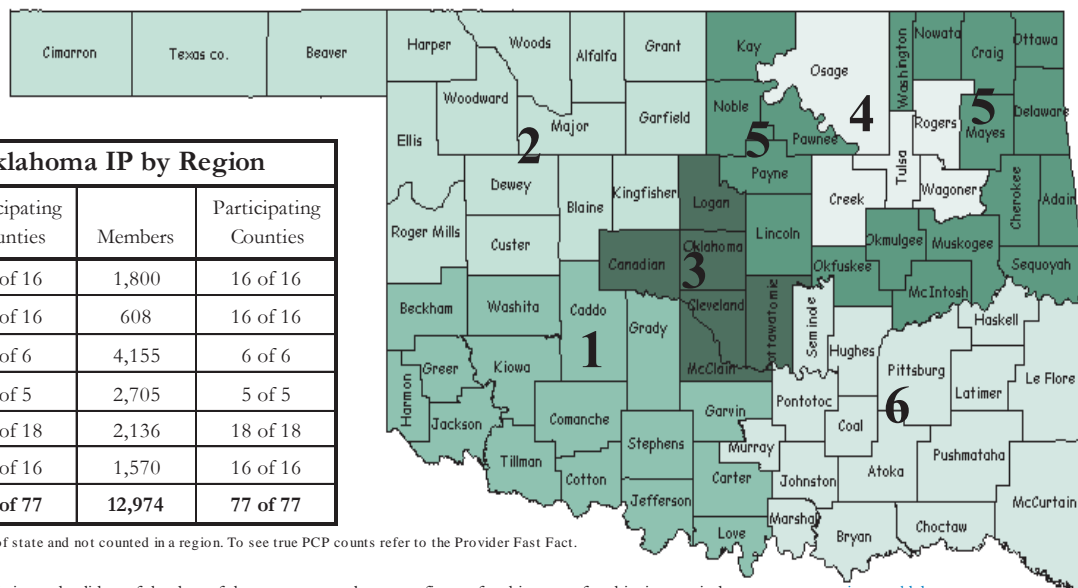
Unduplicated Counts	
IP Members SFY2014 (July 2013 - Current)	14,643
IP Members Since Program Inception March 2007	39,710
Miscellaneous	
Average IP Member Premium	\$63.49
Average Federal Poverty Level of IP Members	107.96%
Federal Poverty Level is used to determine income qualification.	

IP Age Breakdown with Average Federal Poverty Level for each group.



*Dependents effective 9/1/2010 doesn't show on graph being a small group at this time.

Insure Oklahoma/OEPIC Region Map



Insure Oklahoma IP by Region

	PCP	Participating Counties	Members	Participating Counties
Region 1	231	16 of 16	1,800	16 of 16
Region 2	113	15 of 16	608	16 of 16
Region 3	606	6 of 6	4,155	6 of 6
Region 4	484	5 of 5	2,705	5 of 5
Region 5	279	18 of 18	2,136	18 of 18
Region 6	253	16 of 16	1,570	16 of 16
Total	1,966	76 of 77	12,974	77 of 77

PCPs maybe counted in multiple regions or out of state and not counted in a region. To see true PCP counts refer to the Provider Fast Fact.

Data is compiled by Reporting and Statistics and valid as of the date of the report; any subsequent figures for this group for this time period may vary. www.insureoklahoma.org

This publication is authorized by the Oklahoma Health Care Authority in accordance with state and federal regulations. Cost of the printing was \$1.75 for 5 copies. A copy has been given to the Oklahoma Department of Libraries. OHCA is in compliance with the Title VI and Title VII of the 1964 Civil Rights Act and the Rehabilitation Act of 1973. This document can be viewed on OHCA's website www.okhca.org/research/data. The Oklahoma Health Care Authority does not discriminate on the basis of race, color, national origin, sex, religion, age or disability in employment or the provision of services.