

# Annual Review of Fibromyalgia Medications - Fiscal Year 2011

Oklahoma HealthCare Authority

April 2012

## Current Prior Authorization Criteria

---

### Approval Criteria:

1. Recent trials (within the last six months) of two Tier 1 medications at least 3 weeks in duration that did not provide adequate response, or resulted in intolerable adverse effects, or
2. Contraindication(s) to all available lower tiered medications,
3. Current stabilization on a Tier 3 medication (samples will not be accepted if member has not had appropriate lower tiered trials).
4. Clinical Exceptions include:
  - a. Diagnosis of seizures, diabetic neuropathy, or postherpetic neuralgia for Lyrica®(Pregabalin)
  - b. Diagnosis of diabetic neuropathy for Cymbalta® (Duloxetine HCl)

### Current tier structure:

Tier 1	Tier 2	Tier 3*
Amitriptyline Cyclobenzaprine Fluoxetine Tramadol	Supplemental Rebated Tier 3 (None)	Lyrica® (Pregabalin) Cymbalta® (Duloxetine HCl) Savella™ (Milnacipran)

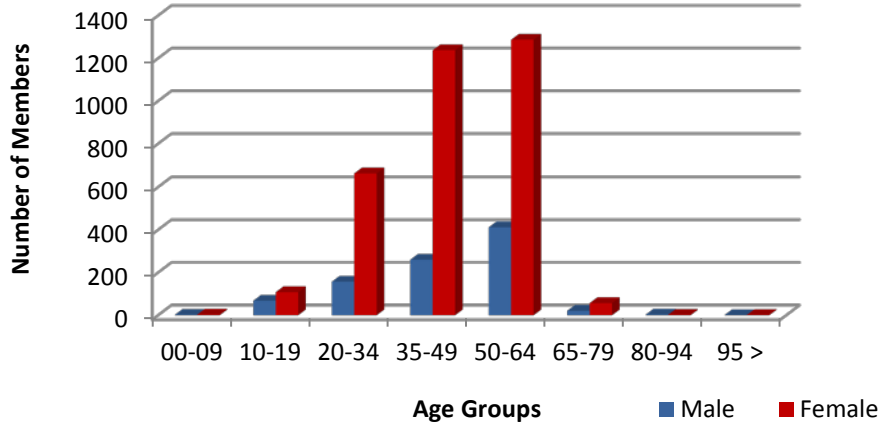
## Utilization of Fibromyalgia Medications

---

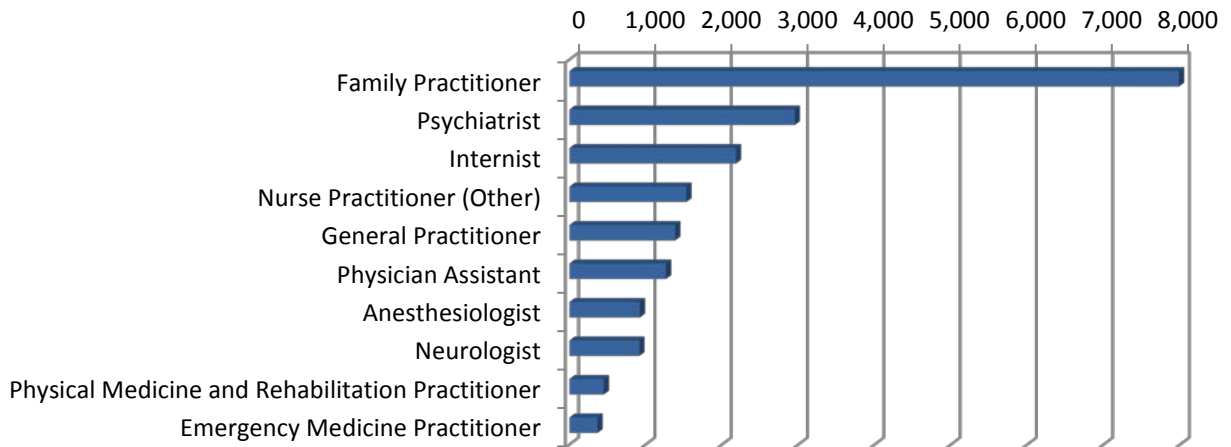
### Comparison of Fiscal Years

Fiscal Year	Members	Claims	Cost	Cost/Claim	Perdiem	Units	Days
2010	4,665	24,386	\$4,161,748.35	\$170.66	\$5.29	1,437,170	786,042
2011	4,284	21,754	\$4,084,719.18	\$187.77	\$5.83	1,269,118	700,322
% Change	-8.20%	-10.80%	-1.90%	10.00%	10.20%	-11.70%	-10.90%
Change	-381	-2,632	-\$77,029.17	\$17.11	\$0.54	-168,052	-85,720

### Demographics of Members Utilizing Fibromyalgia Medications: FY 2011



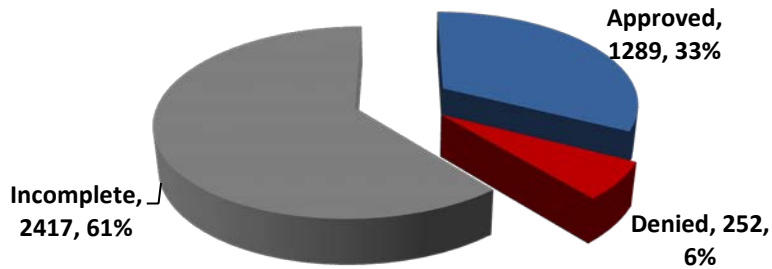
### Prescribers of Fibromyalgia Medications by Number of Claims: FY 2011



### Prior Authorization of Fibromyalgia Medications

There were a total of 3,958 petitions submitted for this PBPA category during fiscal year 2011. The following chart shows the status of the submitted petitions.

### Status of Petitions for Fibromyalgia Medications: FY 2011



## Market News and Updates

---

### Upcoming Patent Expirations :

- **Cymbalta® (duloxetine) capsules**- September 2019
- **Lyrica® (pregabalin)**- December 2018
- **Savella™ (milnacipran)**- September 2029

### FDA safety updates :

- **Cymbalta®**
  - October 2011- Potential interaction with Zyvox® (linezolid), increased risk for serotonin syndrome.
  - September 2011- Warning adding to the label regarding the risk of severe skin reactions such as erythema multiform and Stevens-Johnson Syndrome with Cymbalta®.
- **Lyrica®**
  - August 2011- new adverse reaction of gynecomastia and breast enlargement added to the label.
- **Savella™**
  - October-December 2011- Potential serious risk identified by the Adverse Event Reporting System (AERS) of the potential for homicidal ideation with Savella®. The FDA is continuing to evaluate this issue to determine the need for any regulatory action.

## Conclusion and Recommendations

---

The College of Pharmacy does not recommend any changes to this category at this time.

### Utilization Details of Fibromyalgia Medications: Fiscal Year 2011

BRAND NAME	CLAIMS	UNITS	DAYS	MEMBERS	COST	UNITS/ DAY	CLAIMS/ MEMBER	COST/ DAY	PERCENT COST
†CYMBALTA CAP 20MG	357	14,215	10,585	117	\$59,330.62	1.34	3.05	\$5.61	1.45%
†CYMBALTA CAP 30MG	2,103	87,950	68,897	728	\$425,398.72	1.28	2.89	\$6.17	10.41%
†CYMBALTA CAP 60MG	7,212	278,051	253,336	1,641	\$1,331,100.08	1.1	4.39	\$5.25	32.59%
SAVELLA TAB 12.5MG	2	282	51	2	\$554.67	5.53	1	\$10.88	0.01%
SAVELLA TAB 25MG	12	750	360	6	\$1,343.30	2.08	2	\$3.73	0.03%
SAVELLA TAB 50MG	339	19,810	10,175	79	\$38,294.86	1.95	4.29	\$3.76	0.94%
SAVELLA TAB 100MG	96	5,640	2,880	28	\$10,886.14	1.96	3.43	\$3.78	0.27%
SAVELLA MIS TITR PAK	1	55	28	1	\$109.77	1.96	1	\$3.92	0.00%
†LYRICA CAP 25MG	140	9,280	4,240	51	\$23,799.56	2.19	2.75	\$5.61	0.58%
†LYRICA CAP 50MG	1,392	110,919	41,762	475	\$283,841.02	2.66	2.93	\$6.80	6.95%
†LYRICA CAP 75MG	3,416	244,002	103,826	878	\$626,395.01	2.35	3.89	\$6.03	15.34%
†LYRICA CAP 100MG	2,062	166,090	62,063	469	\$427,191.56	2.68	4.4	\$6.88	10.46%
†LYRICA CAP 150MG	3,130	228,411	95,793	664	\$588,763.32	2.38	4.71	\$6.15	14.41%
†LYRICA CAP 200MG	644	48,946	19,857	124	\$126,312.22	2.46	5.19	\$6.36	3.09%
†LYRICA CAP 225MG	248	15,534	7,532	48	\$39,968.34	2.06	5.17	\$5.31	0.98%
†LYRICA CAP 300MG	600	39,183	18,937	105	\$101,429.99	2.07	5.71	\$5.36	2.48%
<b>TOTALS:</b>	<b>21,754</b>	<b>1,269,118</b>	<b>700,322</b>	<b>4,284*</b>	<b>\$4,084,719.18</b>	<b>1.81</b>	<b>5.08</b>	<b>\$5.83</b>	<b>100.00%</b>

\*Total number of unduplicated members

†May be utilized for other FDA approved indications