

Calendar Year 2011 Annual Review of Rescue Inhaler Products

Oklahoma Health Care Authority
April 2012

Current Prior Authorization Criteria

Rescue Inhaler Products	
Tier 1	Tier 2
ProAir® HFA	Xopenex® HFA
Proventil® HFA	Ventolin® HFA

The following is the approval criteria:

1. Approved or clinically accepted indication, and
2. Specific reason member cannot use all available tier one products.

Additional Criteria applies for Xopenex®:

1. In the prior authorization request, the prescriber should document why the member is unable to use racemic albuterol. For those members with asthma, members should also be utilizing inhaled corticosteroid (ICS) therapy for long-term control per NAEPP guidelines.
2. Dose of levalbuterol requested cannot be less than the racemic equivalent documented on the prior authorization request.

There is also a quantity limit of two inhalers per 30 days on all products:

- Proventil® HFA: 13.4g m
- Ventolin® HFA: 36 gm
- ProAir® HFA: 17gm
- Xopenex®: 30gm

Utilization of Combination Asthma Products

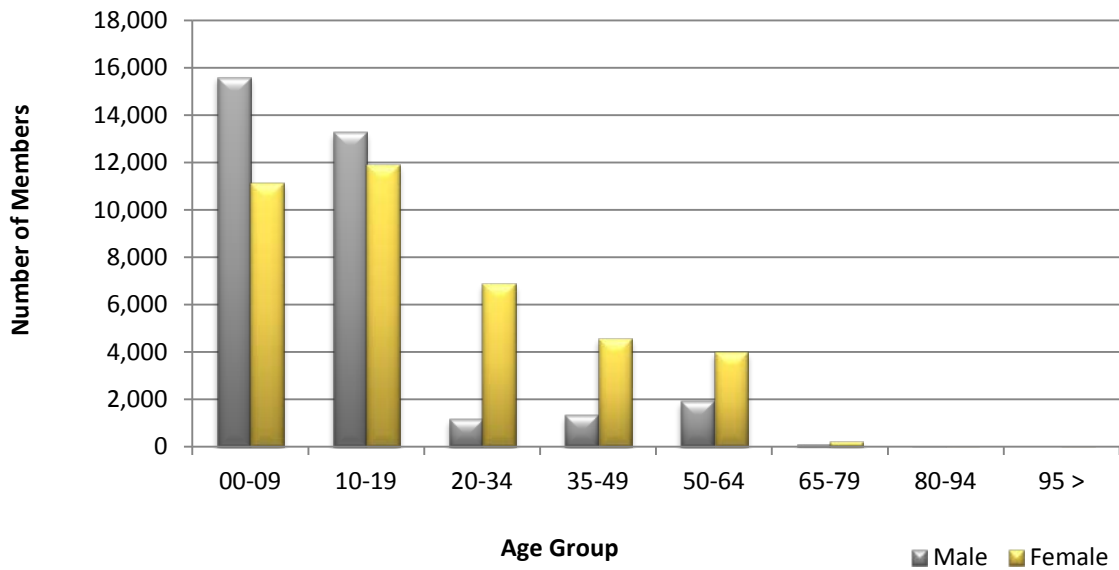
Calendar Year Comparison

Calendar Year	Members	Claims	Paid	Paid/Claim	Perdiem	Units	Days
2010	69,871	157,294	\$7,030,726.52	\$44.70	\$1.87	2,011,847	3,765,957
2011	72,277	161,196	\$7,662,860.72	\$47.54	\$1.97	2,135,658	3,898,088
Percent Change	3.40%	2.50%	9.00%	6.40%	5.30%	6.20%	3.50%
Change	2,406	3,902	\$632,134.20	\$2.84	\$0.10	123,811	132,131

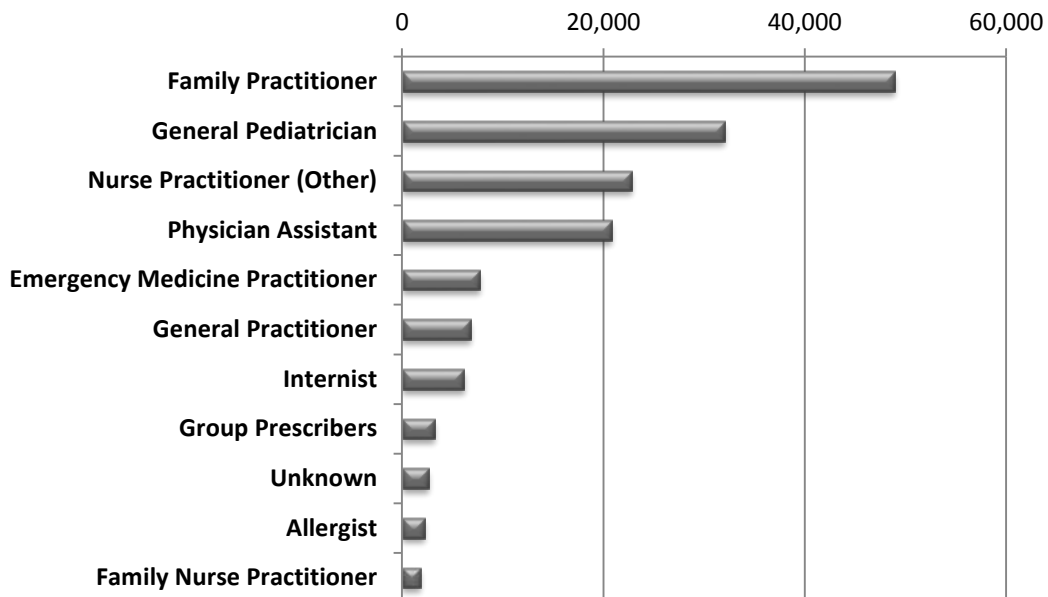
Utilization Details for CY 2011

Chemical Name	Brand Name	Claims	Members	Amount Paid	Claims/ Members	Perdiem	% Cost
Albuterol	PROAIR HFA AER	89,700	42,769	\$4,232,774.79	2.1	\$1.97	55.24%
Albuterol	VENTOLIN HFA AER	49,666	25,226	\$2,252,277.20	1.97	\$1.85	29.39%
Albuterol	PROVENTIL AER HFA	20,981	10,376	\$1,125,132.72	2.02	\$2.21	14.68%
Levalbuterol	XOPENEX HFA AER	849	273	\$52,676.01	3.11	\$2.41	0.69%
TOTALS		161,196	72,277	\$7,662,860.72	2.23	\$1.97	100.00%

Demographics of Members Utilizing Rescue Inhaler Products: CY 2011



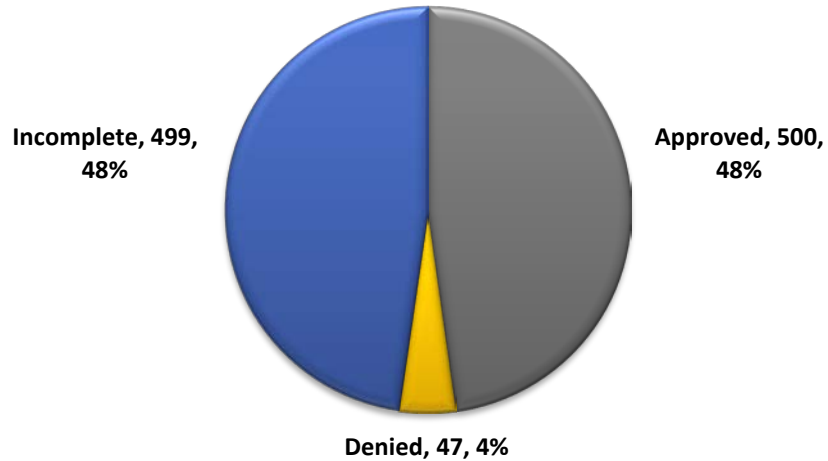
Prescriber Specialties by Number of Claims: CY 2011



Utilization of Combination Asthma Products

There were a total of 1,046 petitions submitted for this PBPA category during calendar year 2011. The following chart shows the status of the submitted petitions.

Status of Petitions during CY 2011



Conclusion and Recommendations

The College of Pharmacy recommends continued monitoring of this category.