

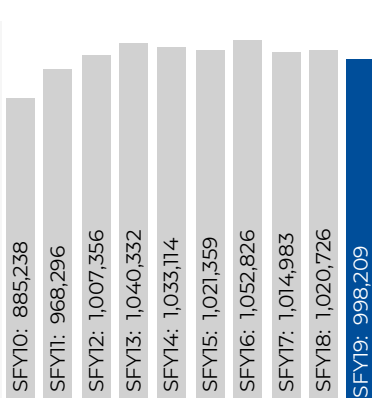
# ANALYSIS OF Hemophilia in Oklahoma's SoonerCare Program



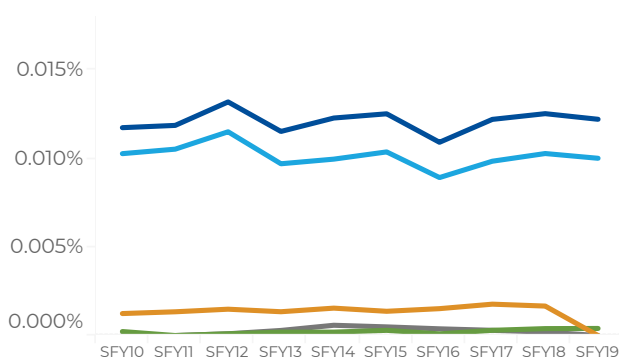
## SoonerCare Members

In SFY2019 there were 122 SoonerCare members with hemophilia. The prevalence of hemophilia in the overall SoonerCare population has remained under one percent.

Total SoonerCare Enrollment SFY2010 - SFY2019

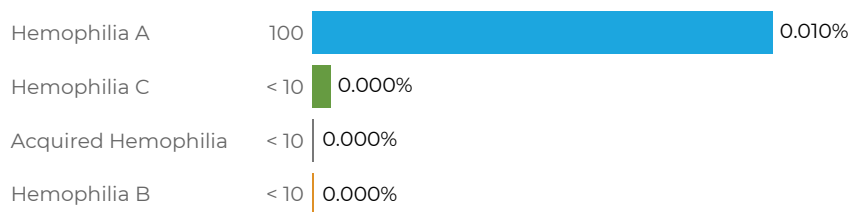


Hemophilia Prevalence Rates SFY2010 - SFY2019  
Hemophilia Type: Total | Type A | Type B | Type C | Acquired

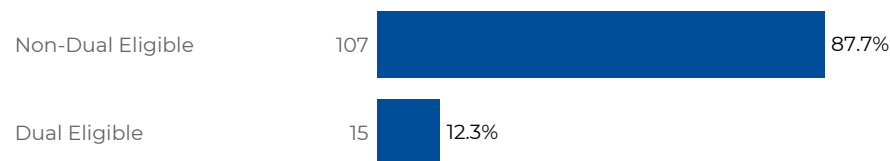


In SFY2019 there were **122** members with hemophilia, or **0.0122%** of all members

Total Prevalence Rate of Hemophilia Type Among SoonerCare members SFY2019



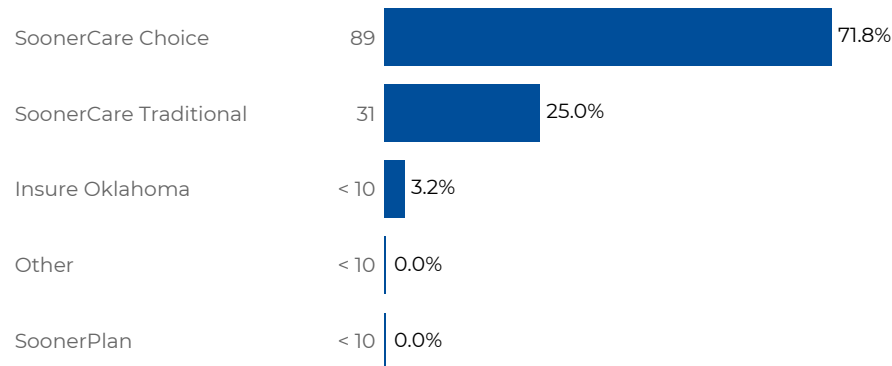
## Members with Hemophilia by Eligibility Type SFY2019



**87.7%** were Non-Dual Eligible\*  
107 members

\*Dual Eligible: members enrolled in both Medicaid and Medicare

## Members with Hemophilia by Delivery System SFY2019

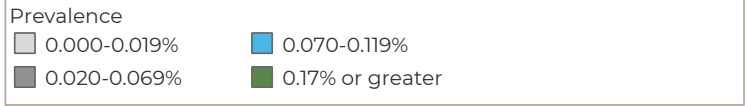


**71.8%** were enrolled in SoonerCare Choice  
89 members

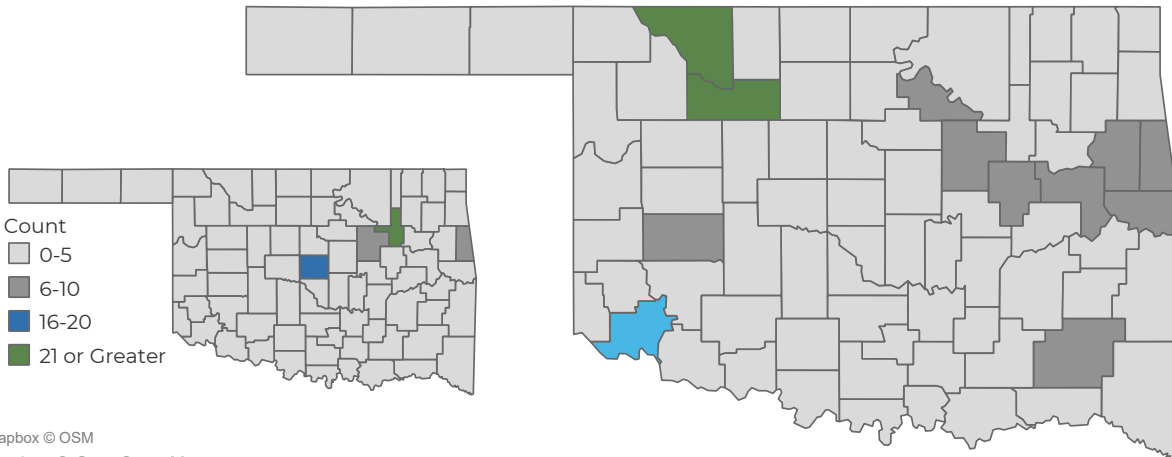
# ANALYSIS OF Hemophilia in Oklahoma's SoonerCare Program



## Prevalence Rates



In SFY2019, there were 41 counties without a member having been diagnosed with hemophilia. Woods (0.20%), Major (0.19%), Jackson (0.08%), and Adair (0.06%) counties had the highest prevalence rates.




© Mapbox © OSM  
© 2020 Mapbox © OpenStreetMap

## SoonerCare Members with Hemophilia

In SFY2019, hemophilia was more prevalent among males, members who self-identified two or more races, and Caucasians than would be expected based on the demographic composition of all SoonerCare members. See details below. The black line represents the percent of total SoonerCare members.

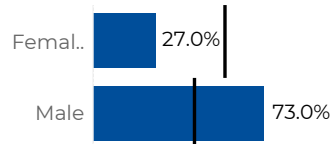
**59.8%**

were children  
73 members



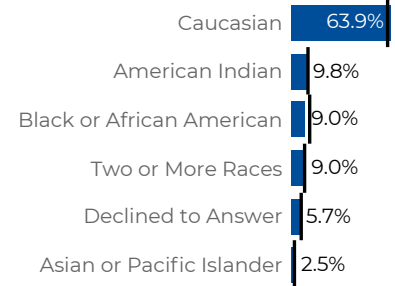
**73.0%**

were male  
89 members



**63.9%**

were Caucasian  
78 members

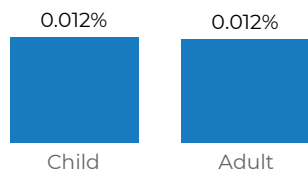


Demographics

## Prevalence Rates Among SoonerCare Members

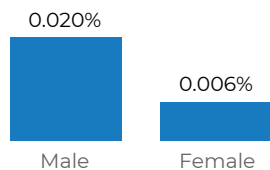
**0.012%**

of all child members had hemophilia



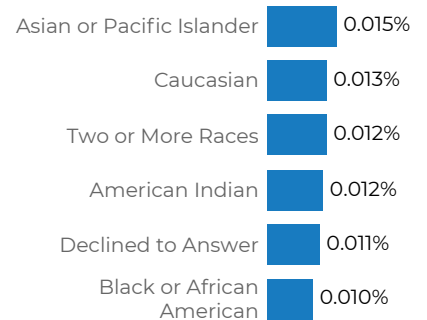
**0.020%**

of all male members had hemophilia



**0.015%**

of all Asian or Pacific Islander members had hemophilia



# ANALYSIS OF Hemophilia in Oklahoma's SoonerCare Program

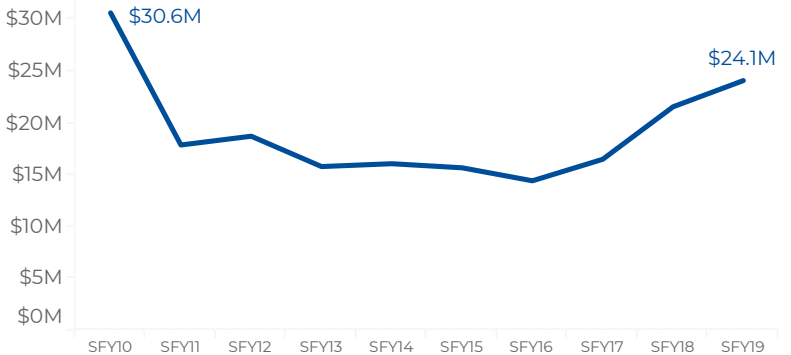


## Reimbursement Cost

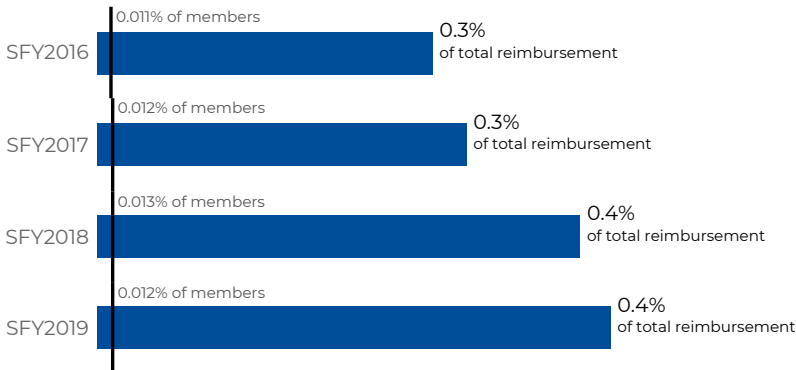
The total reimbursement for members with hemophilia has increased by 11.7% from SFY2018 to SFY2019. Total reimbursement has increased from \$21,558,198 to \$24,085,876 and average reimbursement has increased \$168,423 to \$197,425. The average reimbursement for members with hemophilia has been increasing since SFY2015 (\$122,504).

The average reimbursement for male members with hemophilia (\$263,153) was 1,205% higher than the average reimbursement for female members with hemophilia (\$20,159).

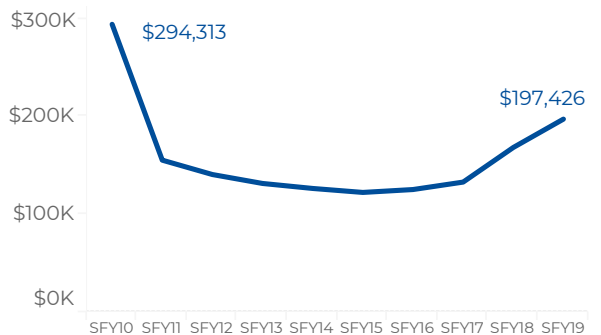
Annual Reimbursement for Members with Hemophilia SFY2010 - SFY2019



SoonerCare Members with Hemophilia: Percent of Total Reimbursement Compared to Percent of Total SoonerCare Enrollment



Average Reimbursement per Member with Hemophilia SFY2010 - SFY2019



**\$24,085,923**

Total reimbursement for members with hemophilia

**\$197,426**

Average reimbursement for members with hemophilia

	Total Reimbursement	% of Total Reimbursement	Reimbursement per Member
Dual Eligible	\$454,153	1.9%	\$30,277
Non-Dual Eligible	\$23,631,770	98.1%	\$220,858
Adult	\$12,771,779	53.0%	\$260,649
Child	\$11,314,144	47.0%	\$154,988
Female	\$665,260	2.8%	\$20,159
Male	\$23,420,663	97.2%	\$263,154