

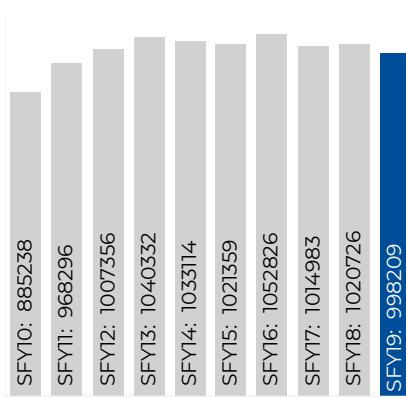
# ANALYSIS OF Hepatitis in Oklahoma's SoonerCare Program



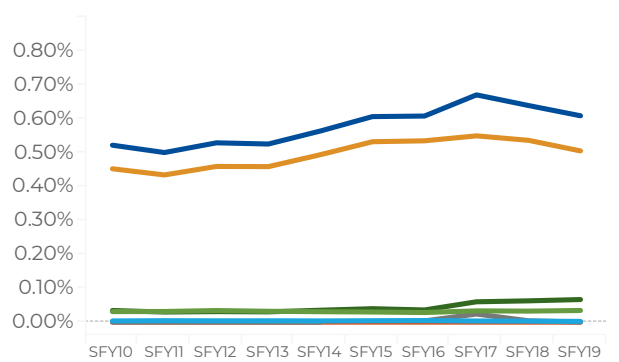
## SoonerCare Members

In SFY2019 there were 6,077 SoonerCare members with hepatitis. Hepatitis C was the most prevalent type of hepatitis in SFY2019.

Total SoonerCare Enrollment SFY2010 - SFY2019

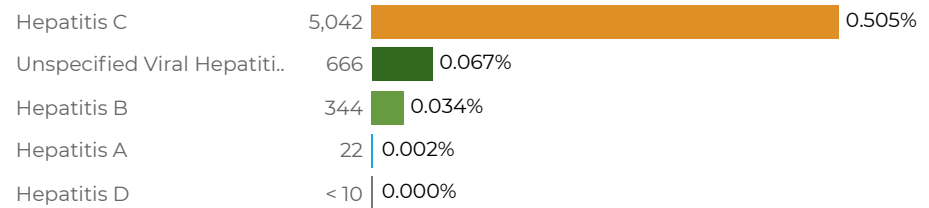


Hepatitis Prevalence Rates SFY2010 - SFY2019  
Hepatitis Type: Total | Type A | Type B | Type C | Type D | Type E | Unspecified Viral Hepatitis



In SFY2019 there were **6,077** members with hepatitis, or **0.61%** of all members

Total Prevalence Rate of Hepatitis Type Among SoonerCare Members SFY2019



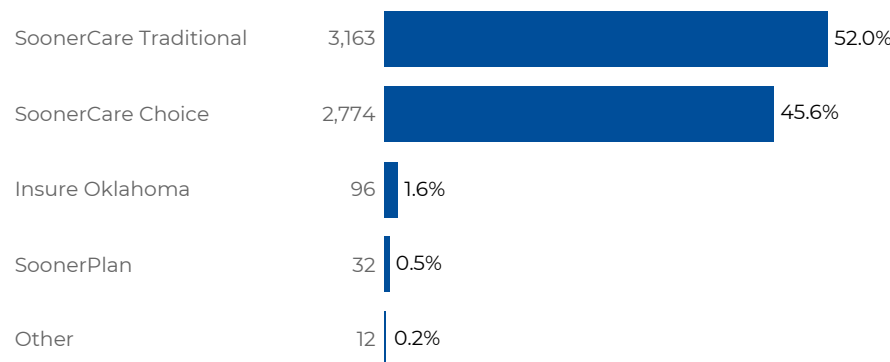
## Members with Hepatitis by Eligibility Type SFY2019



**60.8%** were Non-Dual Eligible\*  
3,697 members

\*Dual Eligible: members enrolled in both Medicaid and Medicare

## Members with Hepatitis by Delivery System SFY2019

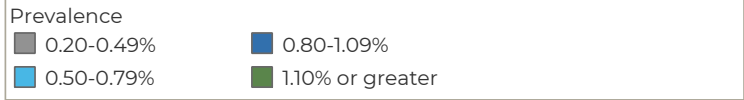


**52.0%** were enrolled in SoonerCare Traditional  
3,163 members

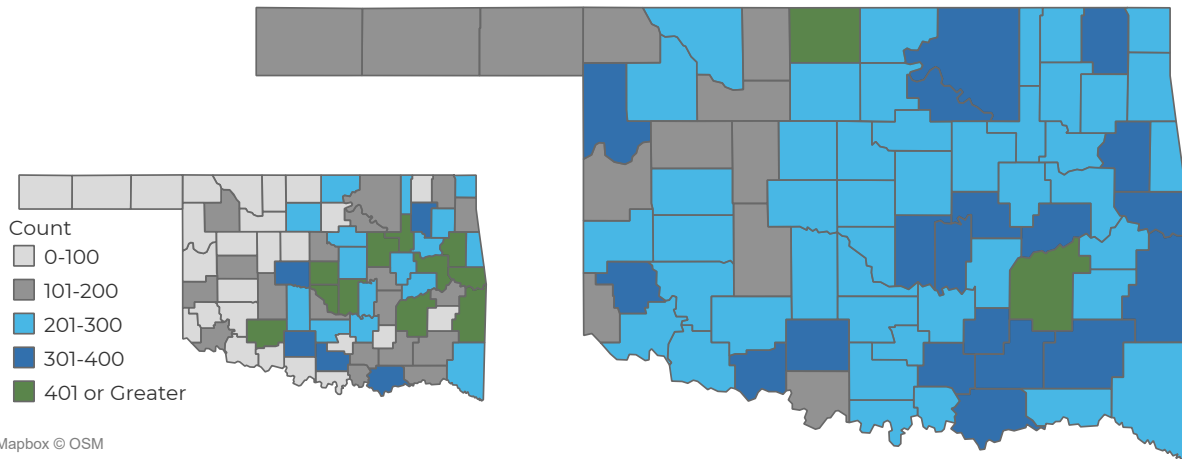
# ANALYSIS OF Hepatitis in Oklahoma's SoonerCare Program



## Prevalence Rates



The eastern region of Oklahoma had higher prevalence rates of hepatitis than the western region of Oklahoma. Grant (1.4%) and Pittsburg (1.1%) counties had the highest prevalence rates of hepatitis in SFY2019.

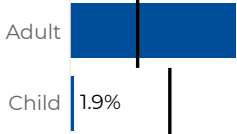


© Mapbox © OSM  
© 2020 Mapbox © OpenStreetMap

## SoonerCare Members with Hepatitis

In SFY2019, hepatitis was more prevalent among adults, males, and Caucasians than would be expected based on the demographic composition of all SoonerCare members. See details below. The black line represents the percent of total SoonerCare members.

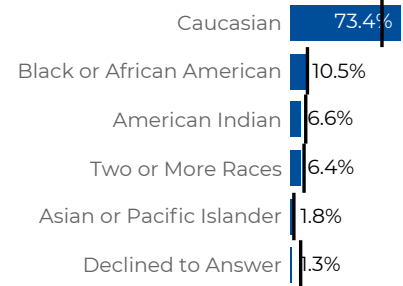
**98.1%**  
were adults  
5,962 members



**53.3%**  
were female  
3,239 members



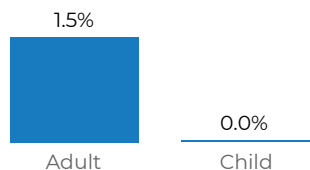
**73.4%**  
were  
Caucasian  
4,458 members



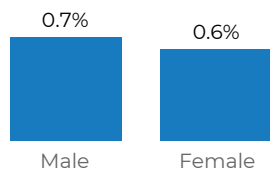
Demographics

## Prevalence Rates Among SoonerCare Members

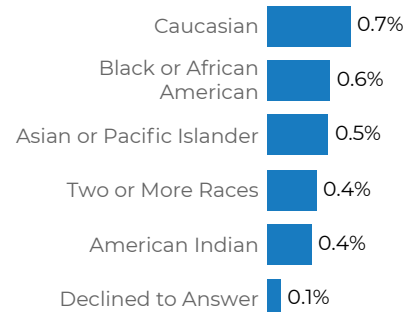
**1.5%**  
of all adult members had hepatitis



**0.7%**  
of all male members had hepatitis



**0.7%**  
of all Caucasian members had hepatitis



# ANALYSIS OF Hepatitis in Oklahoma's SoonerCare Program

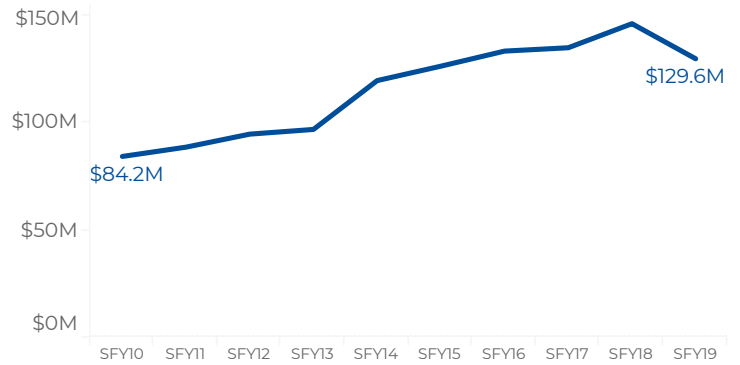


## Reimbursement Cost

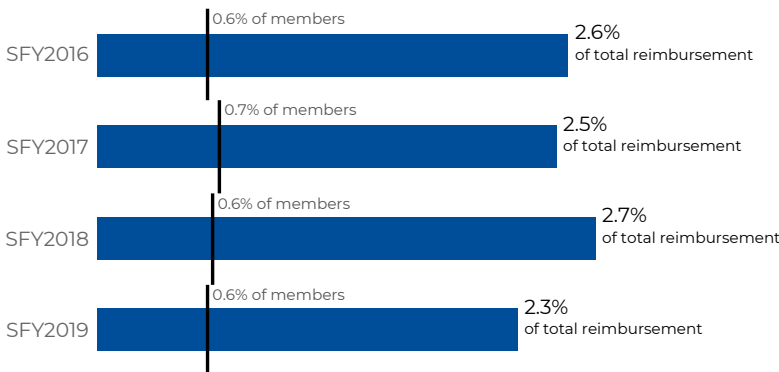
The total number of SoonerCare members diagnosed with hepatitis decreased by 6.8% from SFY2018 to SFY2019. In addition, the total reimbursement for services rendered for members with hepatitis decreased by 11.2% from \$145,900,082 in SFY2018 to \$129,594,075 in SFY2019.

The cost of treating members with hepatitis was disproportionately higher than the prevalence rate of hepatitis among members. This is further illustrated in the graph below.

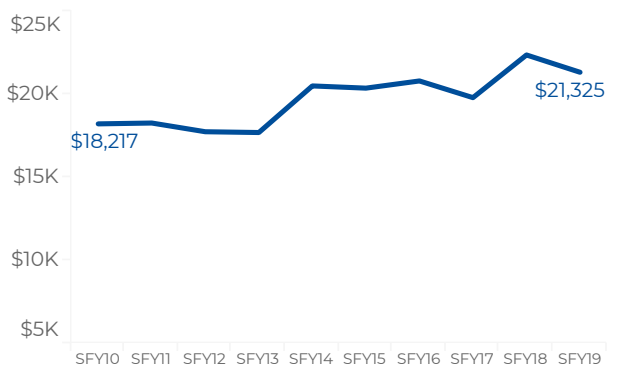
Annual Reimbursement for Members with Hepatitis SFY2010 - SFY2019



SoonerCare Members with Hepatitis: Percent of Total Reimbursement Compared to Percent of Total SoonerCare Enrollment



Average Reimbursement per Member with Hepatitis SFY2010 - SFY2019



**\$129,594,075**

Total reimbursement for members with hepatitis

**\$21,325**

Average reimbursement for members with hepatitis

	Total Reimbursement	% of Total Reimbursement	Reimbursement per Member
Dual Eligible	\$22,714,634	17.5%	\$9,544
Non-Dual Eligible	\$106,879,441	82.5%	\$28,910
Adult	\$127,544,994	98.4%	\$21,393
Child	\$2,049,081	1.6%	\$17,818
Female	\$63,999,756	49.4%	\$19,759
Male	\$65,594,319	50.6%	\$23,113