

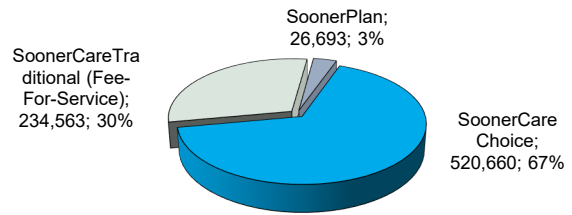
SoonerCare Fast Facts

December 2019

TOTAL ENROLLMENT – OKLAHOMA SOONERCARE (MEDICAID)

Qualifying Group	Age Group	Enrollment	% of Total
Aged/Blind/Disabled	Child	16,932	2.17%
Aged/Blind/Disabled	Adult	140,556	17.98%
Children/Parents	Child	501,206	64.10%
Children/Parents	Adult	69,635	8.91%
Other	Child	334	0.04%
Other	Adult	25,425	3.25%
Oklahoma Cares (Breast and Cervical Cancer)		359	0.05%
SoonerPlan (Family Planning)		26,693	3.41%
TEFRA		776	0.10%

Delivery System Breakdown of Total Enrollment



Total Enrollment	781,916	Adults	260,664	33%
		Children	521,252	67%

OTHER Group includes—DDSD State-PKU-Q1-Q2-Refugee--SLMB--Soon to be Sooners (STBS) and TB patients. The Total Enrollment figure makes up 445,923 cases. A case is used to group members of the same family living in the same household.

For more information go to www.okhca.org under Individuals then to Programs. Insure Oklahoma members are NOT included in the figures above.

Unless stated otherwise, CHILD is defined as an individual under the age of 21.

Note that all subsequent figures are groups within the above total enrollment numbers (except Insure Oklahoma). SoonerPlan members are not entitled to the full scope of benefits, only family planning services are covered.

The Insure Oklahoma is a program to assist qualifying small business owners,

www.insureoklahoma.org

New Enrollees

Oklahoma SoonerCare members that have not been enrolled in the past 6 months.

Adult	6,232
Child	8,455
Total	14,687

CHIP Breakdown of Total Enrollment

Members qualifying for SoonerCare (Medicaid) eligibility under the CHIP program are under age 19 and have income between the maximum for standard eligibility and the expanded Federal Poverty Level (FPL) income

Age Breakdown	% of FPL	CHIP Enrollees
INSURE OK DEPENDENTS (ESI)		196
PRENATAL		3,351
INFANT	170% to 210%	1,985
1 to 5	152% to 210%	18,088
6 to 13	116% to 210%	53,424
14-18	66% to 210%	47,887
Total		124,931

Other Enrollment Facts

Total Enrollment (Including Insure Oklahoma) - 799,744

Unduplicated Enrollment SFY (July through report month including Insure Oklahoma) - 906,997

Other Breakdowns of Total Enrollment

Oklahoma SoonerCare (Medicaid) members residing in a long-term care facility - 15,276

Oklahoma persons enrolled in both Medicare and Medicaid (Dual Enrollees) - 117,798

SoonerCare (Medicaid) members enrolled in Home & Community-Based Services (HCBS) Waivers - 23,073

SoonerCare (Medicaid) members enrolled in Program of All-Inclusive Care for the Elderly (PACE) - 595

Small Businesses Enrolled in ESI	Employees w/ ESI	Individual Plan (IP) Members
3,692	12,751	5,081

Race Breakdown of Total Enrollment

	Children	Adults	Percent	Pregnant Women
American Indian	59,802	19,536	10%	2,630
Asian or Pacific Islander	10,916	4,728	2%	547
Black or African American	55,764	35,937	12%	2,437
Caucasian	299,184	179,711	61%	13,299
Two or More Races	59,410	13,898	9%	1,602
Declined To Answer	36,176	6,854	6%	1,332
Hispanic or Latino	122,186	19,562	18%	4,681

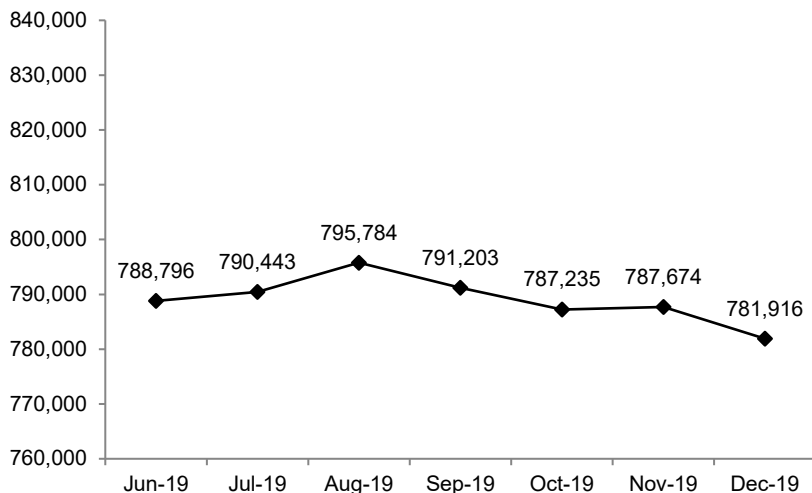
Race is self-reported by members at the time of enrollment. The two or more race members have selected two or more races. Hispanic or Latino is an ethnicity, not a race. Hispanics or Latinos can be any race and are accounted for in the race category above. Pregnant women includes CHIP Prenatal.

Age Breakdown of Total Enrollment

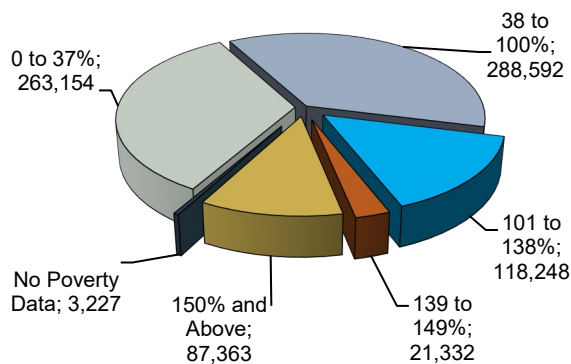


Data was compiled by the Office of Data Governance and Analytics as of the report date and is subject to change. Numbers frequently change due to certifications occurring after the data is extracted and other factors. This report is based on data within the system prior to the report date. A majority of the data is a "point in time" representation of the specific report month and is not cumulative. Unless stated otherwise, CHILD is defined as an individual under the age of 21.

Total Enrollment Trend



Percent of Federal Poverty Levels Totals



The "No Poverty Data" group consists of members with no poverty data and members enrolled with an aid category of U- DDSD State, R2 - OJA not Incarcerated, or R4 - OJA Incarcerated. These aid categories do not require poverty data or do not use the poverty data

Data was compiled by the Office of Data Governance and Analytics as of the report date and is subject to change. Numbers frequently change due to certifications occurring after the data is extracted and other factors. This report is based on data within the system prior to the report date. A majority of the data is a "point in time" representation of the specific report month and is not cumulative. Unless stated otherwise, CHILD is defined as an individual under the age of 21.