

Fiscal Year 2010 Annual Review of Topical Antifungals

Oklahoma HealthCare Authority

April 2011

Current Prior Authorization Criteria

Approval Criteria:

- Tier-1 products are covered with no authorization necessary
- Tier-2 authorization requires:
 - Documented trials of at least two Tier-1 topical antifungal products within the last 30 days.
 - For treatments of onychomycosis, a trial of oral antifungals (6 weeks for fingernails and 12 weeks for toenails) will be required in order for approval of Penlac®.

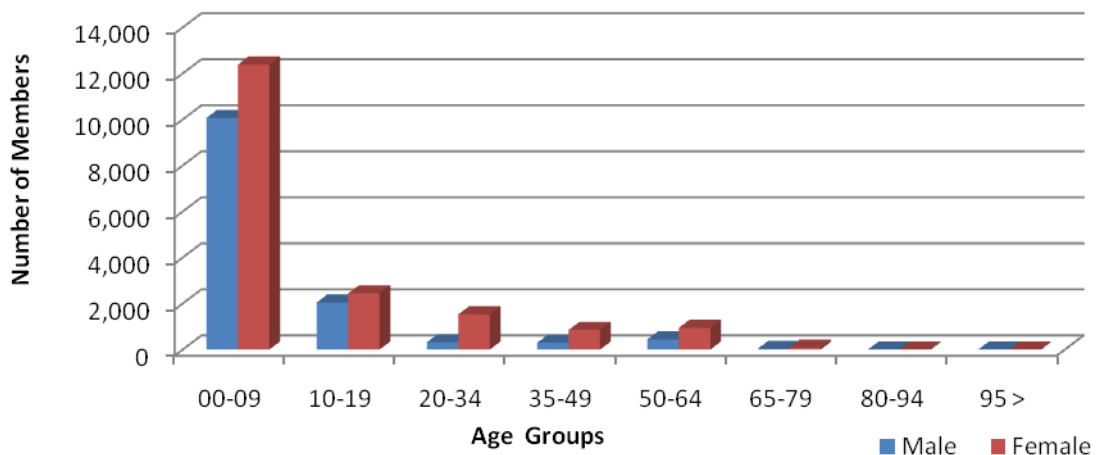
Tier-1	Tier-2
Ciclopirox-0.77% Cream	Ciclopirox solution, shampoo, & gel (Penlac® and Loprox®), includes 0.77% Suspension
Clotrimazole-cream, solution	Miconazole/zinc oxide/white petrolatum (Vusion®)
Clotrimazole/betamethasone-1% and 0.05% crm, lot	Oxiconazole (Oxistat®)
Econazole- 1% cream	Sertaconazole nitrate (Ertaczo®)
Ketoconazole-2% cream, shampoo	Butenafine (Mentax®)
Nystatin- cream, ointment	Ketoconazole gel (Xolegel™)
Nystatin/triamcinolone- cream, ointment	Ketoconazole gel + 1% pyrithione zinc shampoo (Xolegel™ DUO)
Terbinafine 1% cream	Naftifine (Naftin®)
Tolnaftate 1% cream, powder, solution	Sulconazole (Exelder®)
	Terbinafine (Lamisil® Spray)
	Clotrimazole (Lotrimin® Lotion 1%)
	Ketoconazole foam 2% (Extina®)
	Benzoic acid/Salicylic Acid (Bensal HP)

Utilization of Topical Antifungals

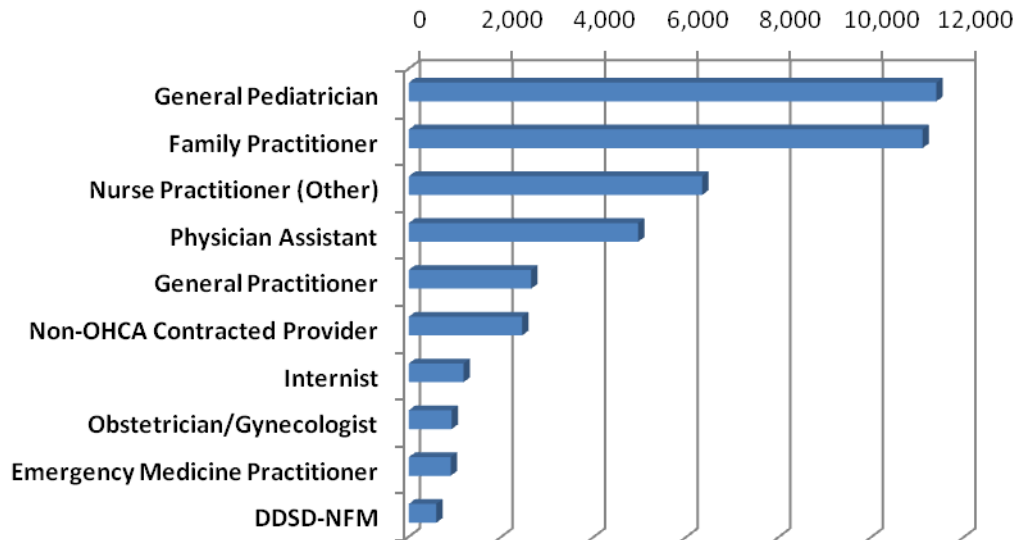
Comparison of Fiscal Years

Fiscal Year	Members	Claims	Cost	Cost/Claim	Perdiem	Units	Days
2009	29,214	41,576	\$548,416.99	\$13.19	\$1.13	1,573,068	486,208
2010	31,445	44,471	\$597,457.59	\$13.43	\$1.08	1,669,495	550,829
% Change	7.60%	7.00%	8.90%	1.80%	-4.40%	6.10%	13.30%
Change	2,231	2,895	\$49,040.60	\$0.24	-\$0.05	96,427	64,621

Demographics of Members Utilizing Topical Antifungals: FY 2010



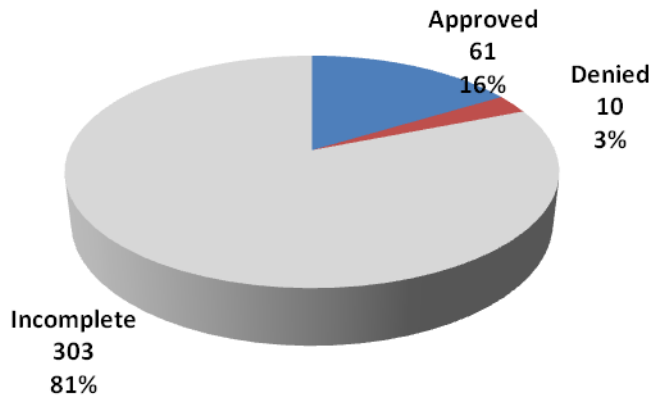
Top Prescribers of Topical Antifungals: FY 2010



Prior Authorization of Topical Antifungals

There were a total of 374 petitions submitted for this PBPA category during fiscal year 2010. Please note that for this PBPA category the system will automatically search Tier 1 medications in member’s claims history within a certain timeframe and if detected, the member can automatically get the Tier 2 medication without submitting a prior authorization form. The following chart shows the status of the submitted petitions.

Status of Petitions for Topical Antifungals: FY 2010



Market News and Update

Anticipate Patent Expirations:

- Ertaczo®- May 2014
- Extina®- October 2018
- Xolegel®- December 2018

Conclusion and Recommendations

The College of Pharmacy does not recommend any changes to this category at this time.

Utilization Details of Topical Antifungals: Fiscal Year 2010

BRAND NAME	CLAIMS	UNITS	DAYS	MEMBERS	COST	UNITS/ DAY	CLAIMS/ CLIENT	COST/ DAY	PERCENT COST
NYSTATIN CRE 100000	12,380	398,283	137,175	9,729	\$76,301.31	2.9	1.27	\$0.56	12.77%
CLOTRIM/BETA CRE DIPROP	7,755	282,875	97,810	6,075	\$108,124.29	2.89	1.28	\$1.11	18.10%
NYSTAT/TRIAM CRE	5,348	190,070	65,340	4,395	\$36,901.58	2.91	1.22	\$0.56	6.18%
NYSTATIN OIN 100000	3,989	132,249	44,899	3,296	\$27,005.11	2.95	1.21	\$0.60	4.52%
CLOTRIMAZOLE CRE 1%	3,904	127,081	49,032	3,341	\$109,632.37	2.59	1.17	\$2.24	18.35%
KETOCONAZOLE CRE 2%	3,421	127,605	49,476	2,816	\$60,399.81	2.58	1.21	\$1.22	10.11%
NYSTOP POW 100000	1,997	58,180	20,470	1,173	\$41,649.54	2.84	1.7	\$2.03	6.97%
KETOCONAZOLE SHA 2%	1,569	199,500	31,104	1,011	\$40,462.29	6.41	1.55	\$1.30	6.77%
ECONAZOLE CRE 1%	1,353	55,831	18,212	1,086	\$24,162.34	3.07	1.25	\$1.33	4.04%
NYSTAT/TRIAM OIN	837	27,090	10,002	723	\$5,815.27	2.71	1.16	\$0.58	0.97%
CICLOPIROX CRE 0.77%	722	28,710	10,401	591	\$16,952.62	2.76	1.22	\$1.63	2.84%
NYSTATIN POW 100000	416	10,592	5,852	266	\$7,811.50	1.81	1.56	\$1.33	1.31%
CLOTRIM/BETA LOT DIPROP	270	9,735	3,543	227	\$6,853.15	2.75	1.19	\$1.93	1.15%
NYAMYC POW 100000	207	6,765	2,229	154	\$4,705.42	3.03	1.34	\$2.11	0.79%
CLOTRIMAZOLE SOL 1%	136	3,760	1,878	115	\$2,073.40	2	1.18	\$1.10	0.35%
EXTINA AER 2%	83	6,950	1,887	54	\$22,133.35	3.68	1.54	\$11.73	3.70%
CLOTRIMAZOLE POW	17	557	337	12	\$88.44	1.65	1.42	\$0.26	0.01%
PEDI-DRI POW 100000	12	813	183	11	\$507.23	4.44	1.09	\$2.77	0.08%
LOPROX SHA 1%	11	1,320	325	3	\$1,846.38	4.06	3.67	\$5.68	0.31%
ALCORTIN A GEL	9	432	104	7	\$953.76	4.15	1.29	\$9.17	0.16%
CICLOPIROX SOL 8%	9	59	151	8	\$101.17	0.39	1.13	\$0.67	0.02%
OXISTAT CRE 1%	8	240	117	7	\$660.99	2.05	1.14	\$5.65	0.11%
VUSION OIN	6	300	95	4	\$1,430.11	3.16	1.5	\$15.05	0.24%
OXISTAT LOT 1%	3	90	53	3	\$256.41	1.7	1	\$4.84	0.04%
CICLOPIROX SUS 0.77%	3	180	40	3	\$152.36	4.5	1	\$3.81	0.03%
MENTAX CRE 1%	2	45	29	2	\$148.11	1.55	1	\$5.11	0.02%
NAFTIN CRE 1%	2	120	45	2	\$281.80	2.67	1	\$6.26	0.05%
NYSTAT-RX POW 150MU	1	1	30	1	\$41.20	0.03	1	\$1.37	0.01%
CLOTRIMAZOLE CRY	1	62	10	1	\$6.28	6.19	1	\$0.63	0.00%
Total	44,471	1,669,495	550,829		\$597,457.59	3.03	1.41	\$1.08	

**Total unduplicated number of members*