



### TOTAL ENROLLMENT — OKLAHOMA MEDICAID

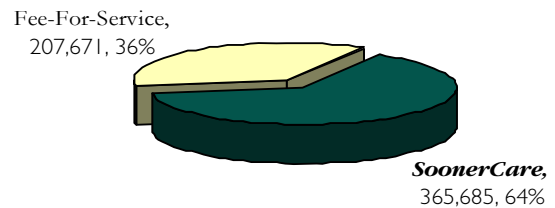
AID GROUP	Age Group	Enrollment	% of Aid Group	% of Total
Aged/Blind/Disabled	Child	14,100	11.13%	2.46%
Aged/Blind/Disabled	Adult	112,536	88.87%	19.64%
Children/Parents	Child	365,865	89.77%	63.85%
Children/Parents	Adult	41,702	10.23%	7.28%
Other	Child	593	4.18%	0.10%
Other	Adult	13,605	95.82%	2.37%
Breast and Cervical Cancer		2,803		0.49%
Family Planning		21,784		3.80%
TEFRA		39		0.01%

**Total Enrollment 573,027** Adults 188,751 33%  
Children 384,276 67%

OTHER Group includes—Child custody-Refugee-Qualified Medicare Beneficiary-SLMB-DDSD Supported Living and TB patients. For more information on TEFRA go to [www.okhca.org](http://www.okhca.org) under Individuals & Families and Programs.

Note that all subsequent figures are groups within the above total enrollment numbers (except O-EPIC). Family Planning beneficiaries are not entitled to the full scope of Medicaid only family planning services are covered.

### Delivery System Breakdown of Total Enrollment



### Other Enrollment Facts

Unduplicated enrollees State Fiscal Year-to-Date (July through report month) — **684,267**

### Other Breakdowns of Total Enrollment

Oklahoma Medicaid enrollees residing in a long-term care facility — 17,018

Oklahoma persons enrolled in both Medicare and Medicaid (dual eligibles) — 79,633

The Oklahoma Employer/Employee Partnership for Insurance Coverage (**O-EPIC**) is a program to assist small business owners, employees and their spouses with health insurance premiums. [www.oepic.ok.gov](http://www.oepic.ok.gov)

Employers Enrolled	Employees Enrolled
<b>176</b>	<b>329</b>

### New Enrollees

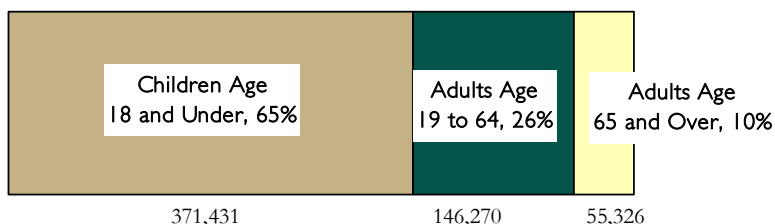
Oklahoma Medicaid beneficiaries that have not been enrolled in the past 6 months.

Adults	4,422
Children	7,596
<b>Total</b>	<b>12,018</b>

### Race Breakdown of Total Enrollment

	Children	Adults	Percent	Pregnant Women
African American	64,229	26,764	16%	2,370
American Indian	53,724	16,646	12%	3,106
Asian or Pacific Islander	3,925	1,964	1%	231
Caucasian	216,473	136,678	62%	15,368
Hispanic	45,925	6,699	9%	1,855

### Age Breakdown of Total Enrollment

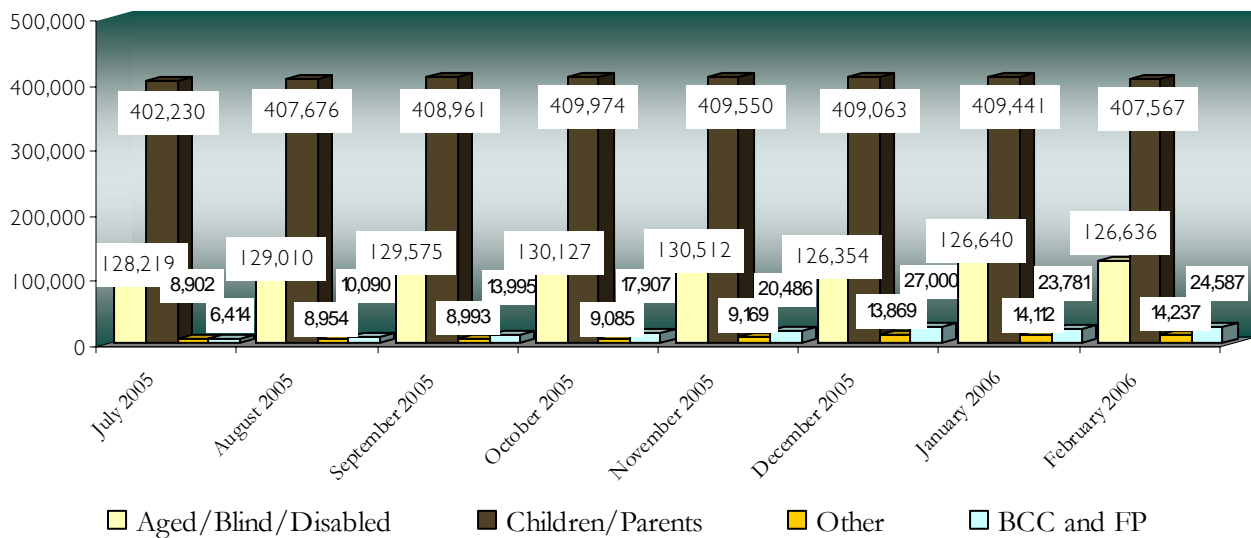


### SCHIP Breakdown of Total Enrollment

Persons eligible for expanded Medicaid eligibility under the SCHIP program are under age 19 and have income between the maximum for standard eligibility and the expanded 185% of Federal Poverty Level (FPL) income guidelines.

Age Breakdown	% of FPL	SCHIP Enrollees
INFANT	150% to 185%	1,554
01-05	133% to 185%	12,165
06-12	100% to 185%	29,478
13-18	100% to 185%	18,418
<b>Total</b>		<b>61,615</b>

### State Fiscal Year 2006 Enrollment by Aid Category



State Fiscal Year is defined as the period between July 1 and June 30 of each fiscal year. BCC is the acronym for Breast and Cervical Cancer coverage and FP is Family Planning waiver clients. TEFRA is included in the OTHER category.

## News Release

Contact: [Jo Kilgore](mailto:Jo.Kilgore@okhca.org), Public Information Manager, (405) 522-7474

### OHCA makes strategic plan available to the public

The Oklahoma Health Care Authority has its most recent Strategic Plan/Service Efforts and Accomplishments (SEA) report available to the public maintaining the agency's openness and high standards of accountability which earned the report a national honor last year.

In November 2005, the agency was awarded one of the first ever Certificates of Excellence in Service Efforts and Accomplishments Reporting by the Association of Government Accountants. The award was for the 2004 report and was given after in-depth evaluation of performance reports submitted by more than 20 governments and government agencies. The evaluation scrutinizes and assesses SEA reports (also called performance reports), in order to make recommendations for improvements and recognize those who meet specific criteria with a certificate.

The current report is the sixth edition to be released and coincides with the tenth anniversary of the agency. The Strategic Plan describes the issues affecting the program and outlines actions planned. The SEA Report lists the goals and objectives of the agency and reports the progress made toward achieving these goals using key performance indicators, trends and benchmarks. They have been widely distributed along with the agency's Annual Report to federal and state elected officials as well as to the staff of health related organizations.

Current and past copies of all of these reports are available for download online at [www.okhca.org/reports/reports.asp](http://www.okhca.org/reports/reports.asp). Copies and more information are available by contacting Carol McFarland at 405.522.7448 or by email at [Carol.McFarland@okhca.org](mailto:Carol.McFarland@okhca.org).