



### TOTAL ENROLLMENT — OKLAHOMA MEDICAID

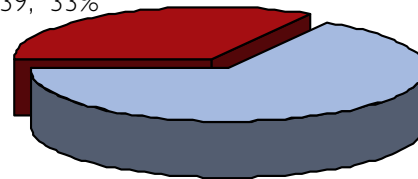
AID GROUP	Age Group	Enrollment	% of Aid Group	% of Total
Aged/Blind/Disabled	Child	12,135	9.96%	2.34%
Aged/Blind/Disabled	Adult	109,736	90.04%	21.18%
Children/Parents	Child	343,419	88.57%	66.29%
Children/Parents	Adult	44,318	11.43%	8.55%
Other	Child	505	5.96%	0.10%
Other	Adult	7,965	94.04%	1.54%
<b>Total Enrollment</b>	<b>518,078</b>	Adults	162,019	32%
		Children	356,059	68%

OTHER Group includes-Child custody-Refugee-Qualified Medicare Beneficiary-SLMB-DDSD Supported Living and TB patients.

Note that all subsequent "breakdown" figures are groups within the above total enrollment numbers.

### Delivery System Breakdown of Total Enrollment

Fee-For-Service,  
172,839, 33%



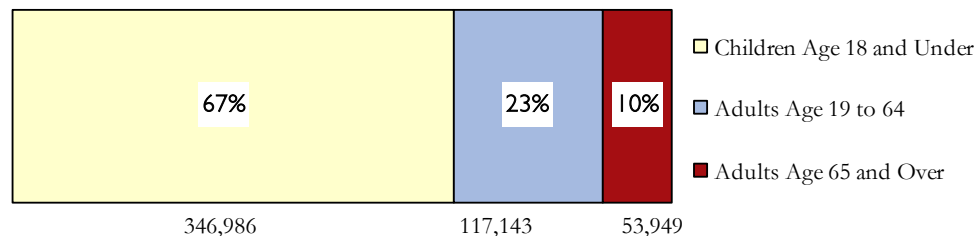
**SoonerCare,**  
345,239, 67%

### Age Breakdown of Total Enrollment

#### New Enrollees

Oklahoma Medicaid beneficiaries that have not been enrolled in the past 6 months.

Adults	3,629
Children	8,720
<b>Total</b>	<b>12,349</b>



#### Other Enrollment Facts

Unduplicated enrollees State Fiscal Year-to-Date (July through report month) — **647,385**

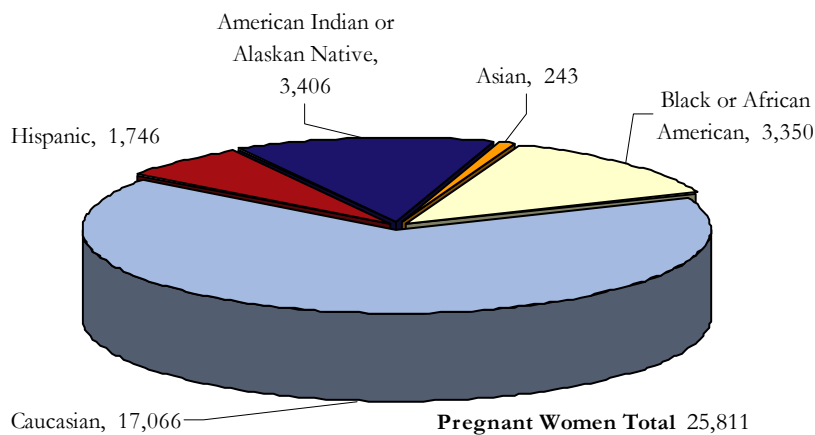
Oklahoma Medicaid enrollees residing in a long-term care facility — 17,376

Oklahoma persons enrolled in both Medicare and Medicaid (dual eligibles) — 72,499

#### Race Breakdown of Total Enrollment

	Children	Adults	Total	Percent
African American	60,763	24,613	85,376	16%
American Indian	50,565	14,510	65,075	13%
Asian or Pacific Islander	3,164	1,676	4,840	1%
Caucasian	204,914	116,232	321,146	62%
Hispanic	36,653	4,988	41,641	8%

### Pregnant Women Enrolled by Race — Oklahoma Medicaid



### SCHIP Breakdown of Total Enrollment

Persons eligible for expanded Medicaid eligibility under the SCHIP program are under age 19 and have income between the maximum for standard eligibility and the expanded 185% of Federal Poverty Level (FPL) income guidelines.

Age Breakdown	% of FPL	SCHIP Eligibles
INFANT	150% to 185%	1,064
01-05	133% to 185%	9,236
06-12	100% to 185%	22,825
13-18	100% to 185%	14,029
<b>Total</b>		<b>47,154</b>



### Spotlight on *SoonerCare* Transition Activities

In November 2003, the Oklahoma Health Care Authority began activities to transition members enrolled under the *SoonerCare Plus* program to *SoonerCare Choice*. Below are some highlights of those activities.

#### General Information:

*SoonerCare* total enrollment as of May 1, 2004 was 359,139 members compared to January enrollment of 161,759; *SoonerCare Choice* rollout for the *SoonerCare Plus* areas had an average of 83% beneficiary selected primary care provider (PCP) or an average of 17% PCP autoassignment rate. The transition from *SoonerCare Plus* to *SoonerCare Choice* is now complete.

#### Member Activities:

OHCA conducted an outbound *Plus* member calling campaign from November 17, 2003 through March 12, 2004; OHCA staff attempted to call 156,539 TANF members and members categorized as ABD; Two agency wide calling campaigns resulting in 7,656 calls; Since December 1, 2003, *SoonerCare* Helpline handled 47,437 transition-related client calls; OHCA held forty-seven (47) enrollment fairs from December 17, 2003 through March 13, 2004. These fairs were attended by some 3,046 beneficiaries and resulted in 3,993 PCP selections; OHCA conducted a targeted post-transition calling campaign to 3,842 individuals during April; Mailed 103,560 open enrollment packets and 115,429 enrollment fair fliers; distributed over 400 enrollment fair posters; Manually or electronically entered PCP preselections for about 159,000 individuals; and Conducted 17 on-site visits to homeless shelters/low-income housing.

#### Provider Activities:

OHCA conducted an outbound calling campaign to 593 former *Plus* physicians; We held on-site meetings to 275 individual and group providers; targeted recruitment efforts continue; Contracted with 40 of 43 IHS/Tribal/Urban Indian Clinics resulting in a 20% increase in American Indians enrollees with these sites; OHCA held large provider training sessions for Tulsa (4) and Oklahoma City (4) area; Recruitment letters were sent to 405 *Plus* physicians without *Choice* contracts; There was a targeted calling campaign to 480 specialty physicians; and Targeted recruitment and contracting for 83 Master's level behavioral health practitioners and 5 psychologists for continued services during the transition to 1,086 former *Plus* members.

#### Care Management Activities:

OHCA held multiple calling campaigns to 354 individuals with Special Behavioral Health Needs and 271 individuals identified w/ special/complex needs to educate about transition, facilitate PCP selection/alignment and notify the members of their designated care manager; OHCA is care managing over 700 medical cases; 100 cases under behavioral health management; Initial home visits to 80 children receiving skilled nursing services were performed; On-site meetings were conducted with eight (8) in-state Neonatal Intensive Care Units; and OHCA is continuing intra-agency coordination of dental, medical, behavioral health, and pharmacy prior authorizations to ensure continuing services and treatment.

