

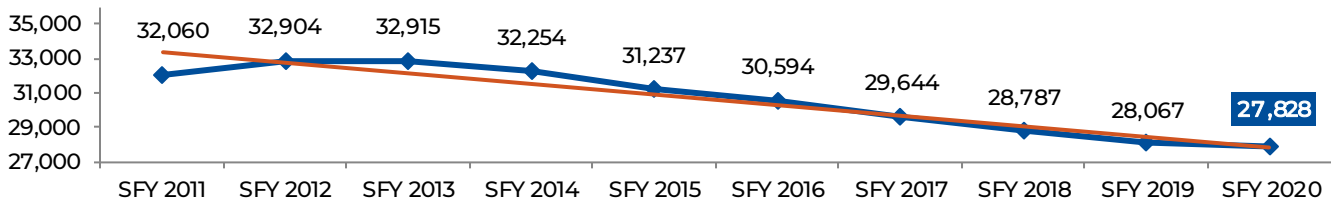
SoonerCare Delivery Fast Facts

State Fiscal Year 2020



Below are SoonerCare delivery figures for date of service July 1, 2019 through June 30, 2020. Data is based on mother's paid claims with delivery codes; it may include non-live births. Mothers with multiple delivery dates will be counted multiple times; mothers with multiple infants on the same delivery date will be counted once. Data may include members with third party liability or Medicare.

SoonerCare Deliveries
State Fiscal Year

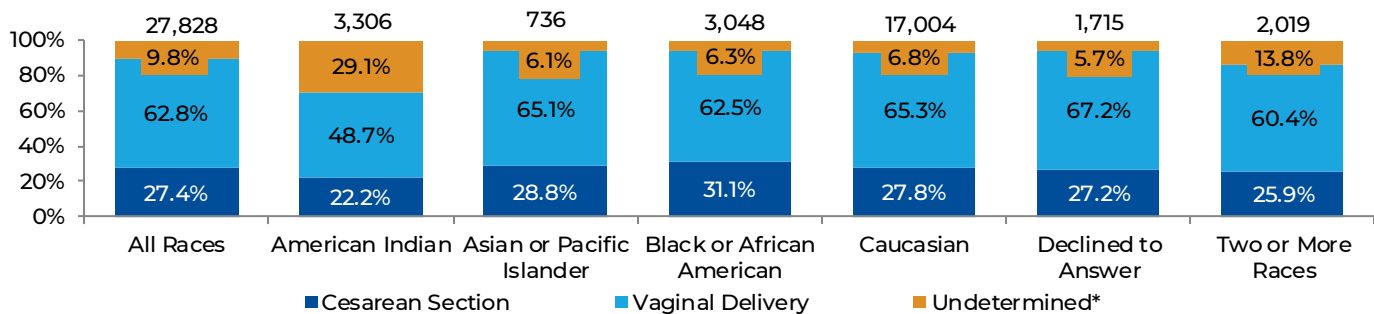


Mother's Race and Age

Race	19 and Younger	20 - 24	25 - 34	35 and Older	Race Total	Percent
American Indian	414	1,284	1,400	208	3,306	12%
Asian or Pacific Islander	35	157	409	135	736	3%
Black or African American	301	1,009	1,458	280	3,048	11%
Caucasian	1,961	5,722	7,720	1,601	17,004	61%
Two or More Races	269	802	847	101	2,019	7%
Declined to Answer	175	493	875	172	1,715	6%
Age Group Total	3,155	9,467	12,709	2,497	27,828	100%
Hispanic or Latino	740	1,857	2,823	784	6,204	22%

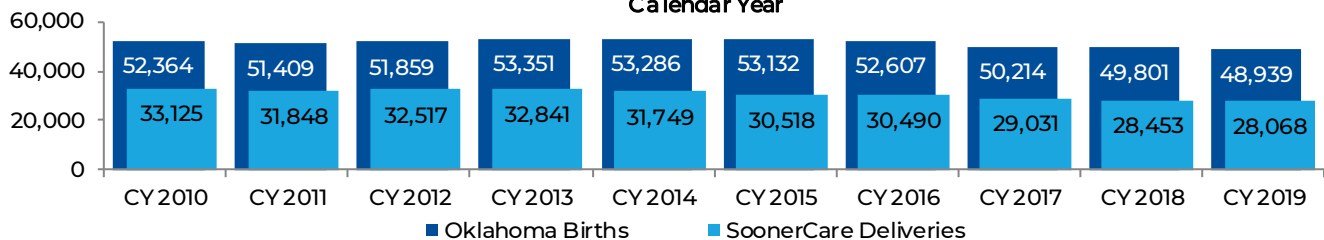
Race is self-reported by members at the time of enrollment. Members who selected two or more races are grouped with two or more races category. Hispanic or Latino is an ethnicity, not a race and is reported separately. Data is based on mother's age at the time of delivery.

Inpatient Delivery



* Inpatient Delivery is based on Diagnosis Related Grouping, members without a corresponding inpatient claim will be reported as Undetermined. The Indian Health Services facilities do not bill with DRG, their deliveries will be listed as Undetermined which is reflected by higher percentage of Undetermined deliveries in the American Indian population.

Oklahoma Births and SoonerCare Deliveries
Calendar Year

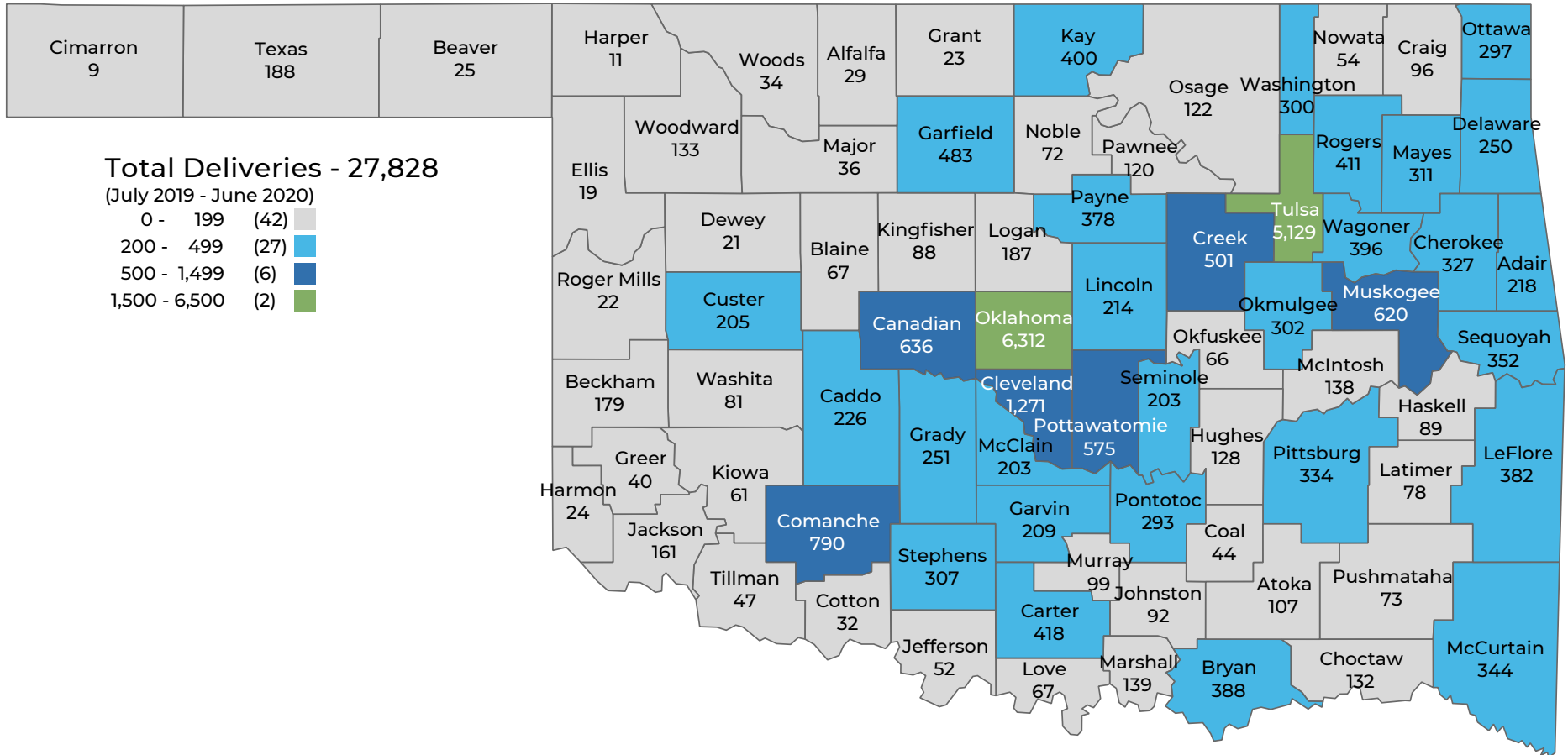


Oklahoma Births numbers are from Oklahoma State Department of Health, it refers to live births. SoonerCare Deliveries numbers are from OHCA, it refers to mother with a delivery claim; it may include non-live births. Both data sets are limited to Oklahoma residents regardless where the delivery occurred; it may include births/deliveries that took place in an out-of-state facility.

This publication is authorized by the Oklahoma Health Care Authority in accordance with state and federal regulations. OHCA is in compliance with Title VI and Title VII of the 1964 Civil Rights Act and the Rehabilitation Act of 1973. For additional copies, you can go online to OHCA's web site www.okhca.org/research/data. The Oklahoma Health Care Authority does not discriminate on the basis of race, color, national origin, gender, religion, age or disability in employment or the provision of services.

SoonerCare Delivery Fast Facts

State Fiscal Year 2020



Total Deliveries - 27,828

(July 2019 - June 2020)

- 0 - 199 (42)
- 200 - 499 (27)
- 500 - 1,499 (6)
- 1,500 - 6,500 (2)

County data is based on mother's current residence; the member may have moved to another county or another state after the delivery. There were 306 members with out-of-state address and 1 in State Office.