

# SoonerCare Fast Facts

## September 2008



### TOTAL ENROLLMENT — OKLAHOMA SOONERCARE (MEDICAID)

Qualifying Group	Age Group	Enrollment	% of Total
Aged/Blind/Disabled	Child	16,532	2.72%
Aged/Blind/Disabled	Adult	120,300	19.79%
Children/Parents	Child	395,466	65.04%
Children/Parents	Adult	39,590	6.51%
Other	Child	575	0.09%
Other	Adult	16,169	2.66%
Oklahoma Cares (Breast & Cervical Cancer)		2,453	0.40%
SoonerPlan (Family Planning)		16,727	2.75%
TEFRA		223	0.04%

<b>Total Enrollment</b>	<b>608,035</b>	Adults	192,996	32%
		Children	415,039	68%

OTHER Group includes—Child custody-Refugee-Qualified Medicare Beneficiary-SLMB-DDSD Supported Living and TB patients. For more information on TEFRA go to [www.okhca.org](http://www.okhca.org) under Individuals & Families and Programs. Insure Oklahoma members are NOT included in the figures above.

Note that all subsequent figures are groups within the above total enrollment numbers (except Insure Oklahoma). SoonerPlan (Family Planning) members are not entitled to the full scope of benefits only family planning services are covered.

The Insure Oklahoma (Oklahoma Employer/Employee Partnership for Insurance Coverage—O-EPIC) is a program to assist qualifying small business owners, employees & their spouses (Employer Sponsored Insurance—ESI) and some individual Oklahomans (Individual Plan—IP) with health insurance premiums. [www.insureoklahoma.org](http://www.insureoklahoma.org)

#### New Enrollees

Oklahoma SoonerCare members that have not been enrolled in the past 6 months.

Adults	<b>5,854</b>
Children	<b>10,062</b>
<b>Total</b>	<b>15,916</b>

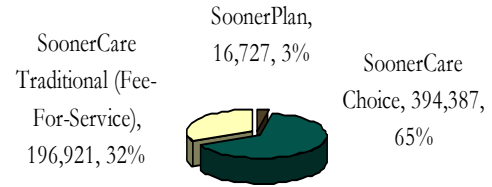
#### SCHIP Breakdown of Total Enrollment

Members qualifying for SoonerCare (Medicaid) eligibility under the SCHIP program are under age 19 and have income between the maximum for standard eligibility and the expanded 185% of Federal Poverty Level (FPL) income guidelines.

Age Breakdown	% of FPL	SCHIP Enrollees
INFANT	150% to 185%	1,421
01-05	133% to 185%	11,844
06-12	100% to 185%	30,403
13-18	100% to 185%	18,762
<b>Total</b>		<b>62,430</b>

Data was compiled on 10/13/2008. Numbers frequently change due to certifications occurring after the data is extracted and other factors. This report is based on data within the system prior to 10/13/2008. A majority of the data is a “point in time” representation of the specific report month and is not cumulative. Unless stated otherwise, CHILD is defined as an individual under the age of 21.

#### Delivery System Breakdown of Total Enrollment



#### Other Enrollment Facts

Unduplicated enrollees State Fiscal Year-to-Date (July through report month including O-EPIC) — **663,029**

#### Other Breakdowns of Total Enrollment

Oklahoma SoonerCare (Medicaid) members residing in a long-term care facility — **15,981**

Oklahoma persons enrolled in both Medicare and Medicaid (dual eligibles) — **96,323**

\* The counting method for the dual eligibles has changed to be more in line with our federal reporting.

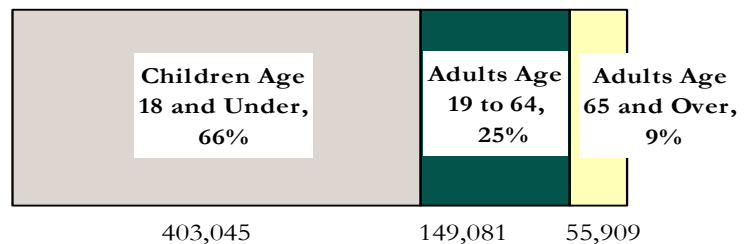
Small Businesses Enrolled in ESI	Employees w/ ESI	Individual Plan (IP) Members
<b>3,270</b>	<b>9,923</b>	<b>4,101</b>

#### Race Breakdown of Total Enrollment

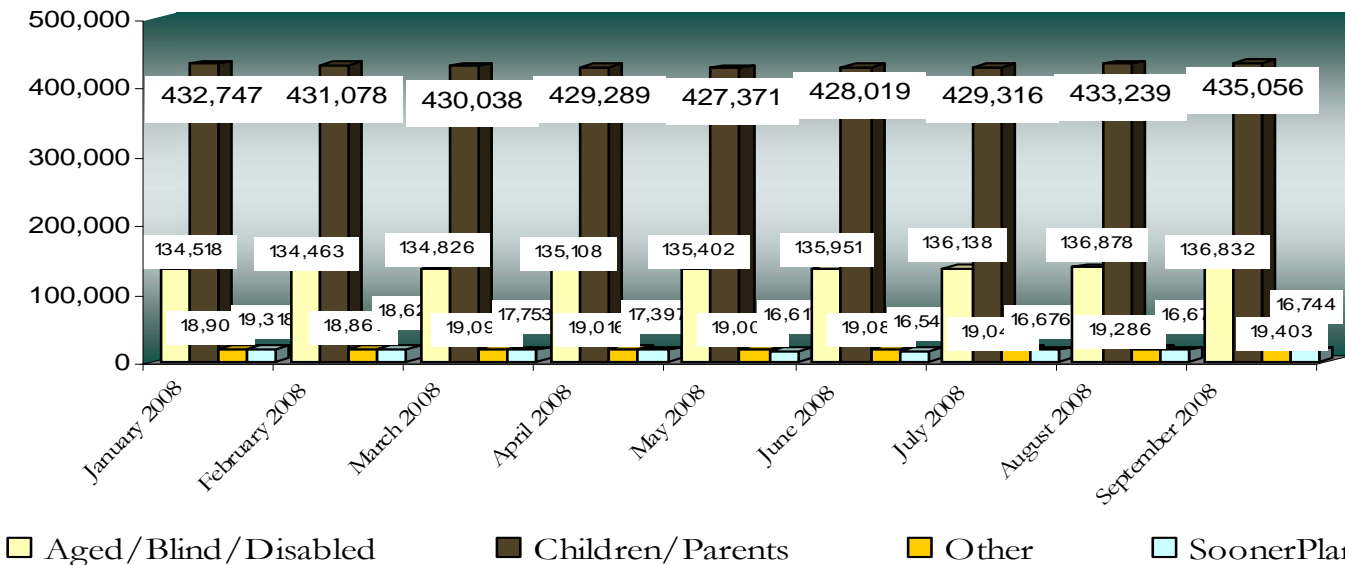
	Children	Adults	Percent	Pregnant Women
American Indian	56,783	17,970	12%	3,058
Asian or Pacific Islander	4,901	2,384	1%	360
Black or African American	65,272	26,461	15%	2,446
Caucasian	281,116	145,132	70%	18,178
Multiple Races	6,967	1,049	1%	508
Hispanic Ethnicity	59,280	9,000	11%	4,197

Race is self-reported by members at the time of enrollment. The multiple race members have selected two or more races. Hispanic is an ethnicity not a race. Hispanics can be of any race and are accounted for in a race category above.

#### Age Breakdown of Total Enrollment



### State Fiscal Year 2008 Enrollment by Aid Category



State Fiscal Year is defined as the period between July 1 and June 30 of each fiscal year. Oklahoma Cares (Breast and Cervical Cancer coverage) and TEFRA are included in the OTHER category. SoonerPlan are members receiving family planning services only.

### News Release

September 22, 2008

Contact: [Jo Kilgore](mailto:Jo.Kilgore@okhca.org), Public Information Manager, (405) 522-7474.

#### Small Clinics Receive Extra Help From the Oklahoma Health Care Authority

OKLAHOMA CITY – Small clinics in Oklahoma that serve primarily black SoonerCare members will soon receive some extra help around the office from the Oklahoma Health Care Authority through a grant aimed at improving health care for minorities.

The OHCA was recently awarded a \$200,000 quality improvement grant by the Center for Health Care Strategies to participate in the Reducing Disparities at the Practice Site initiative. Over the next three years, Health Management Program (HMP) staff known as practice facilitators will visit clinics with one to four providers who care for SoonerCare members, specifically black members with diabetes.

Since 2006, the Oklahoma Health Care Authority has collaborated with the Agency for Healthcare Research and Quality, the Center for Health Care Strategies and other state Medicaid agencies to develop and implement a comprehensive disease management program. In Oklahoma, the program is known as the SoonerCare Health Management Program. One facet of the program involves basing HMP staff at participating practices so they can help providers with quality improvement strategies. The CHCS grant will support this aspect of the program.

SoonerCare HMP staff members will help physicians identify plans to improve and enhance the quality of care given to SoonerCare members. Having a practice facilitator on hand will also give SoonerCare providers an additional skilled person who can look at their patients' data and help identify member-specific gaps in care. The practice facilitator will also help the office staff improve workflow and efficiency methods.

When CHCS requested states to respond to the problem of racial and ethnic disparities in health care, the OHCA was willing and ready to address the challenge.