

# SoonerCare Fast Facts February 2016

## TOTAL ENROLLMENT — OKLAHOMA SOONERCARE (MEDICAID)

Qualifying Group	Age Group	Enrollment	% of Total
Aged/Blind/Disabled	Child	18,389	2.31%
Aged/Blind/Disabled	Adult	136,251	17.11%
Children/Parents	Child	501,435	62.98%
Children/Parents	Adult	80,148	10.07%
Other	Child	160	0.02%
Other	Adult	23,063	2.90%
Oklahoma Cares (Breast & Cervical Cancer)		437	0.05%
SoonerPlan (Family Planning)		35,700	4.48%
TEFRA		606	0.08%

<b>Total Enrollment</b>	<b>796,189</b>	<b>Adults</b>	<b>272,651</b>	<b>34%</b>
		<b>Children</b>	<b>523,538</b>	<b>66%</b>

OTHER Group includes—DDSD State-PKU-Q1-Q2-Refugee--SLMB-Soon to be Sooners (STBS) and TB patients. The Total Enrollment figure makes up 451,273 cases. A case is used to group members of the same family living in the same household.  
For more information go to [www.okhca.org](http://www.okhca.org) under Individuals then to Programs. Insure Oklahoma members are NOT included in the figures above.

Unless stated otherwise, CHILD is defined as an individual under the age of 21.

Note that all subsequent figures are groups within the above total enrollment numbers (except Insure Oklahoma). SoonerPlan members are not entitled to the full scope of benefits only family planning services are covered.

The Insure Oklahoma is a program to assist qualifying small business owners, employees & their spouses (Employer-Sponsored Insurance—ESI) with health insurance premiums and some individual Oklahomans (Individual Plan—IP) with limited health coverage. [www.insureoklahoma.org](http://www.insureoklahoma.org)

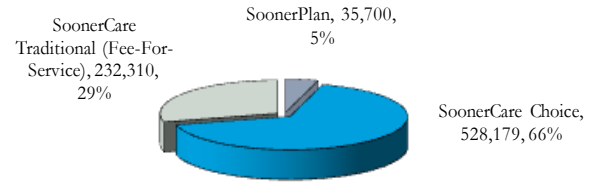
New Enrollees	
Oklahoma SoonerCare members that have not been enrolled in the past 6 months.	
Adults	7,955
Children	9,255
<b>Total</b>	<b>17,210</b>

### CHIP Breakdown of Total Enrollment

Members qualifying for SoonerCare (Medicaid) eligibility under the CHIP program are under age 19 and have income between the maximum for standard eligibility and the expanded Federal Poverty Level (FPL) income guidelines.

Age Breakdown	% of FPL	CHIP Enrollees
INSURE OK DEPENDENTS (ESI)		237
PRENATAL		4,039
INFANT	170% to 210%	1,990
01-05	152% to 210%	16,081
06-13	116% to 210%	45,190
14-18	66% to 210%	38,278
<b>Total</b>		<b>105,815</b>

### Delivery System Breakdown of Total Enrollment



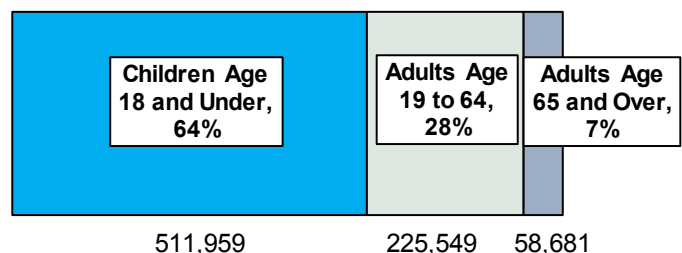
Other Enrollment Facts
<b>Total Enrollment (Including Insure Oklahoma) - 815,510</b>
<b>Unduplicated Enrollment SFY (July through report month including Insure Oklahoma) - 989,249</b>
<b>Other Breakdowns of Total Enrollment</b>
Oklahoma SoonerCare (Medicaid) members residing in a long-term care facility - 14,988
Oklahoma persons enrolled in both Medicare and Medicaid (Dual Enrollees) - 111,599
SoonerCare (Medicaid) members enrolled in Home & Community-Based Services (HCBS) Waivers - 23,182
SoonerCare (Medicaid) members enrolled in Program of All-Inclusive Care for the Elderly (PACE) - 276

Small Businesses Enrolled in ESI	Employees w/ ESI	Individual Plan (IP) Members
<b>3,791</b>	<b>15,302</b>	<b>4,019</b>

Race Breakdown of Total Enrollment				
	Children	Adults	Percent	Pregnant Women
American Indian	58,576	21,035	10%	2,657
Asian or Pacific Islander	9,371	4,737	2%	608
Black or African American	58,104	36,273	12%	2,393
Caucasian	314,040	191,395	63%	15,558
Multiple Race	53,596	12,106	8%	1,650
Declined to Answer	29,851	7,105	4.64%	1,281
<b>Hispanic Ethnicity</b>	<b>115,287</b>	<b>19,515</b>	<b>17%</b>	<b>5,078</b>

Race is self-reported by members at the time of enrollment. The multiple race members have selected two or more races. Hispanic is an ethnicity not a race. Hispanics can be of any race and are accounted for in a race category above. Pregnant women includes CHIP Prenatal.

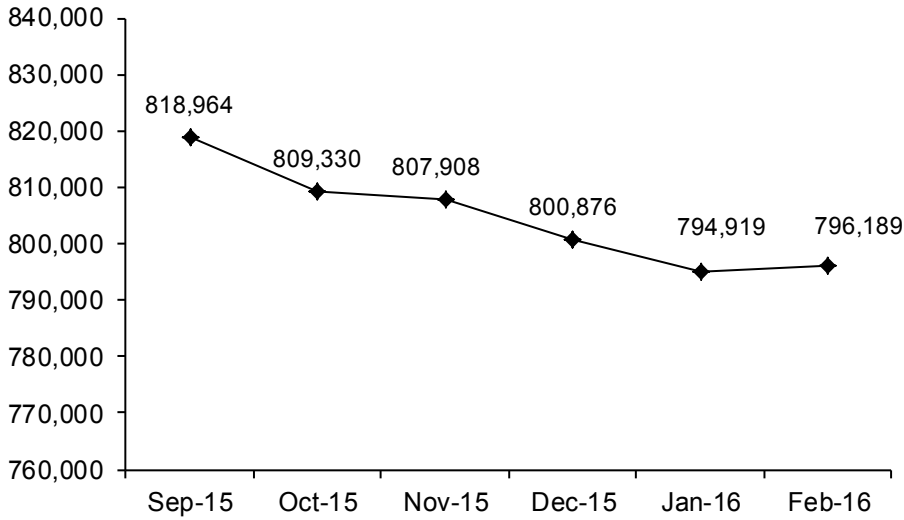
### Age Breakdown of Total Enrollment



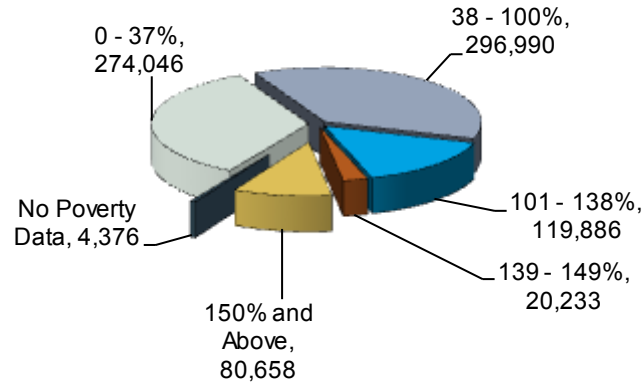
Data was compiled by Reporting and Statistics as of the report date and is subject to change. Numbers frequently change due to certifications occurring after the data is extracted and other factors. This report is based on data within the system prior to the report date. A majority of the data is a "point in time" representation of the specific report month and is not cumulative. Unless stated otherwise, CHILD is defined as an individual under the age of 21.

# SoonerCare Fast Facts February 2016

## Total Enrollment Trend



## Percent of Federal Poverty Level Totals



The "No Poverty Data" group consists of members with no poverty data and members enrolled with an aid category of U- DDSD State, R2 - OJA not incarcerated, or R4 - OJA incarcerated. These aid categories do not require poverty data or do not use the poverty data.

February 23, 2016

OHCA Contacts: [Jo Kilgore](#) - (405) 522-7474, [Jennie Melendez](#)- (405) 522-7404

### OHCA hosts SoonerRide information forum

The Oklahoma Health Care Authority (OHCA) and Carter County Health Department are hosting a community forum in Ardmore on March 3 featuring information about SoonerCare’s non-emergency transportation service, SoonerRide.

SoonerRide, provides transportation to medically necessary services covered by SoonerCare for members who are enrolled in either SoonerCare Choice or Traditional. The forum will provide an opportunity for interested parties to learn more about the benefit, as well as ask questions.

“The OHCA has found that one of the best ways to facilitate two-way conversations between the agency and the community is through our community forums. These forums provide an opportunity to learn about our programs, ask questions and explore opportunities to improve on the needs of the local community,” said Hillary Winn, assistant director of OHCA’s Office of Health Promotion.

The forum will be held from 10 a.m. – 11 a.m., March 3 at the Carter County Health Department, 405 S. Washington, Ardmore. Attendees are asked to complete an online survey in order to reserve a seat. The survey is located at: <https://www.surveymonkey.com/r/LTNJCXT>