

SoonerCare Fast Facts

April 2012



TOTAL ENROLLMENT — OKLAHOMA SOONERCARE (MEDICAID)

Qualifying Group	Age Group	Enrollment	% of Total
Aged/Blind/Disabled	Child	19,204	2.51%
Aged/Blind/Disabled	Adult	131,680	17.22%
Children/Parents	Child	473,683	61.94%
Children/Parents	Adult	74,126	9.69%
Other	Child	56	0.01%
Other	Adult	20,938	2.74%
Oklahoma Cares (Breast & Cervical Cancer)		958	0.13%
SoonerPlan (Family Planning)		43,637	5.71%
TEFRA		433	0.06%

Total Enrollment	764,715	Adults	266,363	35%
		Children	498,352	65%

OTHER Group includes—DDSD State-PKU-Q1-Q2-Refugee--SLMB-Soon to be Sooners (STBS) and TB patients. The Total Enrollment figure makes up 446,537 cases. A case is used to group members of the same family living in the same household.

For more information go to www.okhca.org under Individuals then to Programs. Insure Oklahoma members are NOT included in the figures above.

Unless stated otherwise, CHILD is defined as an individual under the age of 21.

Note that all subsequent figures are groups within the above total enrollment numbers (except Insure Oklahoma). SoonerPlan members are not entitled to the full scope of benefits only family planning services are covered.

The Insure Oklahoma is a program to assist qualifying small business owners, employees & their spouses (Employer-Sponsored Insurance—ESI) with health insurance premiums and some individual Oklahomans (Individual Plan—IP) with limited health coverage. www.insureoklahoma.org

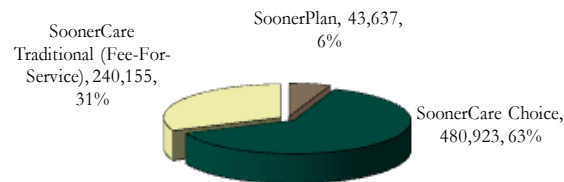
New Enrollees	
Oklahoma SoonerCare members that have not been enrolled in the past 6 months.	
Adults	8,381
Children	11,150
Total	19,531

CHIP Breakdown of Total Enrollment

Members qualifying for SoonerCare (Medicaid) eligibility under the CHIP program are under age 19 and have income between the maximum for standard eligibility and the expanded 185% of Federal Poverty Level (FPL) income guidelines.

Age Breakdown	% of FPL	CHIP Enrollees
INSURE OK DEPENDENTS (ESI & IP)		461
PRENATAL		2,616
INFANT	150% to 185%	1,254
01-05	133% to 185%	10,575
06-12	100% to 185%	29,498
13-18	100% to 185%	21,015
Total		65,419

Delivery System Breakdown of Total Enrollment



Other Enrollment Facts

Total Enrollment including Insure Oklahoma — **795,446**

Unduplicated enrollees State Fiscal Year-to-Date (July through report month including Insure Oklahoma) — **972,264**

Other Breakdowns of Total Enrollment

Oklahoma SoonerCare (Medicaid) members residing in a long-term care facility — **15,730**

Oklahoma persons enrolled in both Medicare and Medicaid (Dual Enrollees) — **108,113**

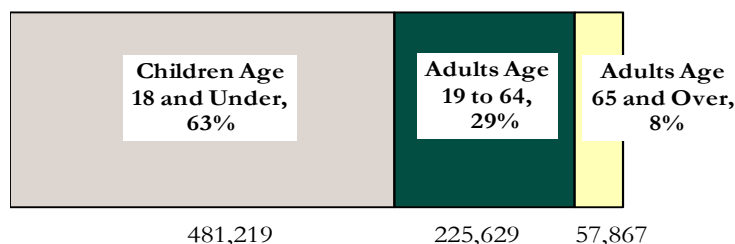
Small Businesses Enrolled in ESI	Employees w/ ESI	Individual Plan (IP) Members
5,009	17,176	13,555

Race Breakdown of Total Enrollment

	Children	Adults	Percent	Pregnant Women
American Indian	63,245	25,970	12%	3,045
Asian or Pacific Islander	8,116	4,051	2%	616
Black or African American	64,756	36,254	13%	2,432
Caucasian	322,539	192,235	67%	17,828
Multiple Race	39,696	7,853	6%	1,479
Hispanic Ethnicity	94,712	16,436	15%	4,800

Race is self-reported by members at the time of enrollment. The multiple race members have selected two or more races. Hispanic is an ethnicity not a race. Hispanics can be of any race and are accounted for in a race category above.

Age Breakdown of Total Enrollment

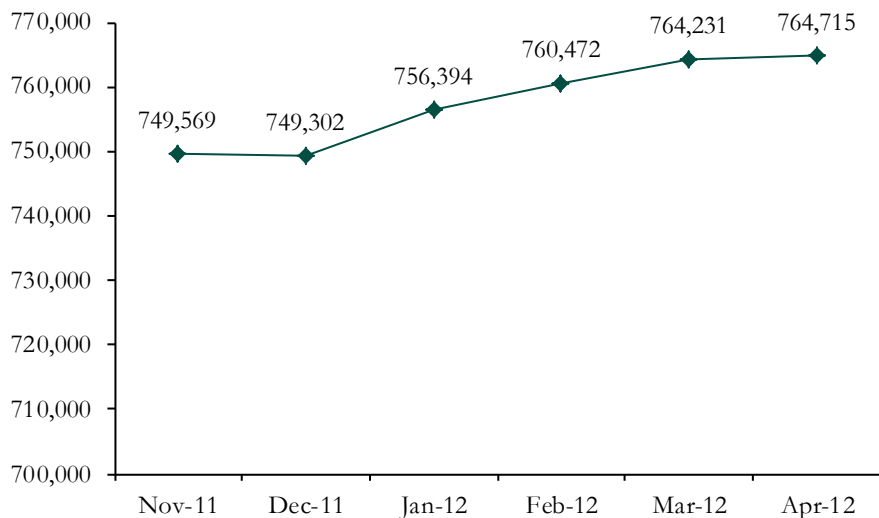


SoonerCare Fast Facts

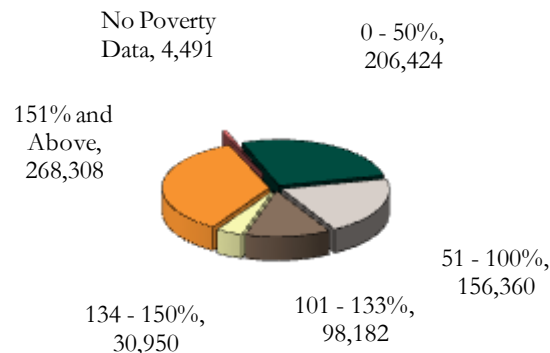
April 2012



Total Enrollment Trend



Percent of Federal Poverty Level Totals



The "No Poverty Data" group consists of members with no poverty data and members enrolled with an aid category of U- DDS State, R2 - OJA not Incarcerated, or R4 - OJA Incarcerated. These aid categories do not require poverty data or do not use the poverty data.

May 9, 2012

OHCA Contacts: [Jo Kilgore](#) - (405) 522-7474, [Carter Kimble](#) - (405) 522-7510

Quality Measure Improvements For OHCA's Focus On Excellence Program

The Focus on Excellence (FOE) nursing home rating initiative and quality reimbursement program has been helping consumers make informed decisions along with providing useful information to nursing home managers since 2007. In line with the program's mission to improve and enhance the overall quality of care being provided in Oklahoma's nursing home facilities, new performance metrics have been established. This new metric set is more logically organized and better addresses the most important issues of the Long-Term Care community.

The nine new measures are: person-centered care, direct care staffing, resident/family satisfaction, employee satisfaction, licensed nurse retention, CNA retention, distance learning, peer mentoring and leadership commitment.

"These updates to quality measures reflect our commitment to the continuous improvement of this extremely important program. The information made available by Focus on Excellence is critical to both those who are in need of nursing home care and those who provide services. Data-driven decisions by facility managers and by those making choices about where to get services are the best drivers of improved quality of care," said Mike Fogarty, Oklahoma Health Care Authority CEO.

In addition to the improved quality measures, the program will also see changes resulting in increased precision and fairness in ratings and payment allocation, expanded information to consumers, improved program accountability and a focus on the residents' personal needs and desires in a home-like atmosphere.

All Oklahoma Long-Term Care facilities are eligible to participate. There are currently some 291 homes actively participating. To view more detailed information on the new rating factors, visit www.oknursinghomeratings.com. For further information on the overall program contact Jennifer Wynn at 405-522-7306 or jennifer.wynn@okhca.org.