

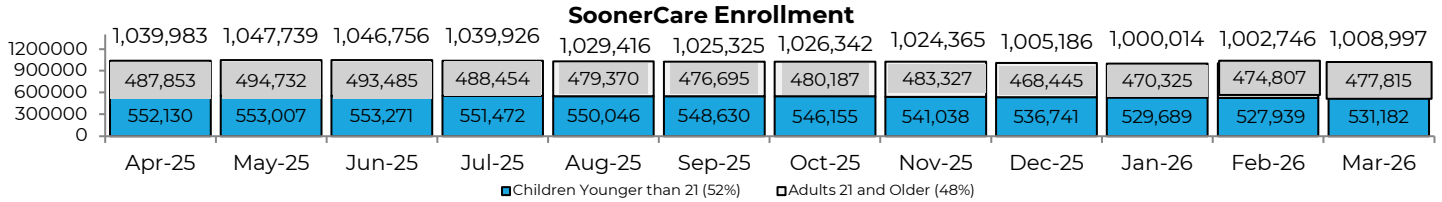
Behavioral Health Fast Facts

March 2026

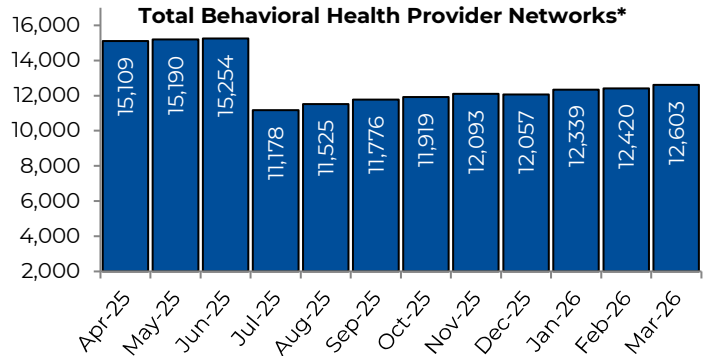
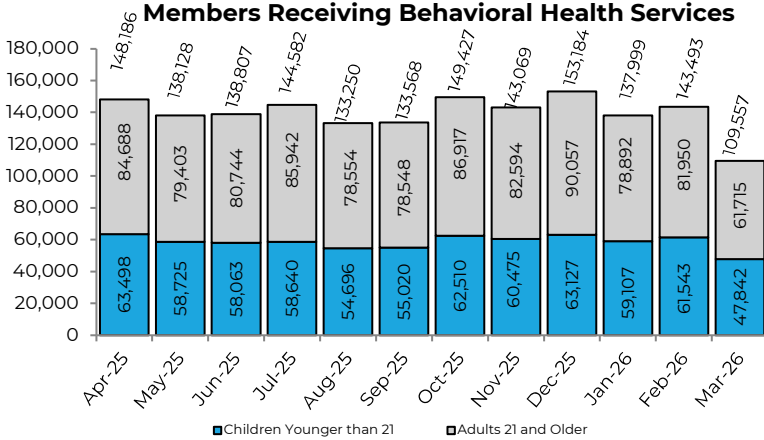


OKLAHOMA
Health Care Authority

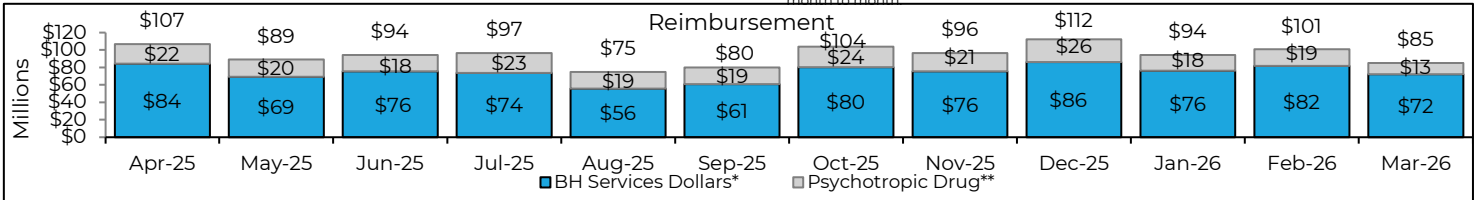
OHCA's **Behavioral Health Program** provides a behavioral health care benefit for adults 21 years of age and older and children under 21 years of age who are enrolled in SoonerCare (Traditional, Choice & SoonerSelect) programs.



Notes: The enrollment numbers are SoonerCare only Insure Oklahoma is excluded. Members receiving BH services includes psychotropic drug claims. Previous months members served revised (Nov 2024 - Sep 2025) to include psychotropic drug members served.



*Behavioral Health Provider Networks include Behavioral Health Provider, Psychiatric Hospital, RTC (Residential Treatment Center), Psychiatrist, and RBMS (Residential Behavior Management Services). Provider Networks are comprised of providers who are contracted to provide health care services by locations, programs, types, and specialties. Providers are being counted multiple times if they have multiple locations, programs, types, and/or specialties. Provider contract process may vary from month to month.



*Totals may not sum correctly due to rounding calculations.

**Prescription claims that are not coded with diagnostic information and drugs used to treat behavioral health conditions may be used for some physical health conditions as well. This figure includes all uses of the drug included within behavioral health categories.

Behavioral Health Services Reimbursement*						
Category of Service	Children Younger than 21			Adults 21 and Older		
	Reimbursement	Members Served*	Average per Member	Reimbursement	Members Served*	Average per Member
Behavioral Health Services	\$ 24,772,977	34,136	\$ 726	\$ 27,133,562	34,292	\$ 791
Community Mental Health Services	\$ 363,121	18,391	\$ 20	\$ 963,858	22,317	\$ 43
Inpatient Services	\$ 8,180,107	174	\$ 47,012	\$ 295,773	239	\$ 1,238
Other Services	\$ 9,008	46	\$ 196	\$ 11,768	73	\$ 161
Physician Services	\$ 24,891	87	\$ 286	\$ 15,335	82	\$ 187
Psychiatric Services	\$ 5,428,378	811	\$ 6,693	\$ 4,127,158	917	\$ 4,501
RBMS - Foster Care Agencies	\$ 750,368	201	\$ 3,733			
State Program (SP) Services	\$948	12	\$ 79			
Psychotropic Drug	\$ 2,714,303	14,335	\$ 189	\$ 10,255,666	29,381	\$ 349
Total** (Unduplicated)	\$42,244,101	47,842	\$883	\$42,803,121	61,715	\$694

*Behavioral Health Services Reimbursement is based on category of service. It does not include diagnosis information, which may not include all the expenses related to behavioral health services.

**The Total is an unduplicated count, members are only being counted once. Member Served counts members multiple times if they have multiple Category of Services, however, they are only counted once under each Reporting of figures are based on the final payment date of the claims. Trends from month to month vary due to sporadic billing, or Provider contract process. This publication is authorized by the Oklahoma Health Care Authority in accordance with state and federal regulations. OHCA is in compliance with Title VI and Title VII of the Civil rights Act and the Rehabilitation Act of 1973. For additional copies, you can go online to OHCA's website www.okhca.org/research/data. The Oklahoma Health Care Authority does not discriminate on the basis of race, color, national origin, gender, religion, age or disability in employment or the provision of services. The data was compiled by Office of Data Governance & Analytics and is valid as of the report date and is subject to change.