

# American Indian Fast Facts

## March 2026



**OKLAHOMA**  
Health Care Authority

Validation Percent		Total American Indian Enrollment	Total Enrollment (includes Insure Oklahoma)	Percent of Total
Self Reported	47%	181,532	1,012,871	18%
Verified	53%			

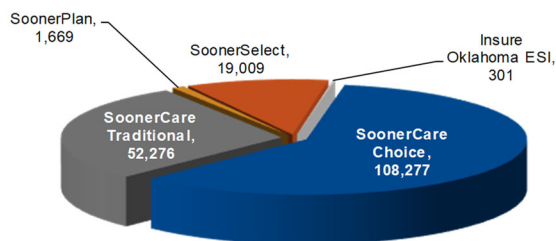
Total Enrollment is the number of members enrolled in SoonerCare and Insure Oklahoma.

### American Indian Enrollment by Aid Category

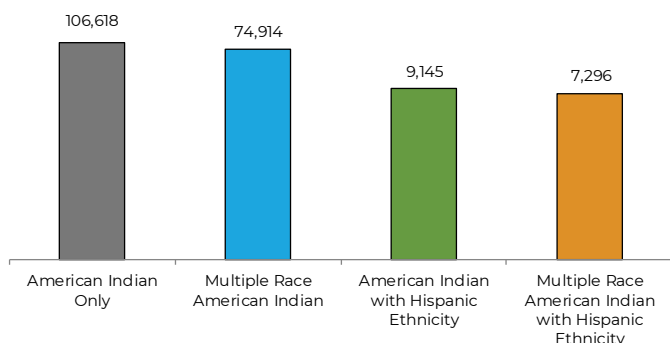
Qualifying Group	Enrollment	% of Total
Children/Parents	118,551	65.31%
Aged/Blind/Disabled	16,361	9.01%
Oklahoma Cares	8	0.00%
TEFRA	143	0.08%
OTHER	2,246	1.24%
SoonerPlan	1,669	0.92%
Insure Oklahoma		
Employer-Sponsored Insurance (ESI)	301	0.17%
Expansion	42,253	23.28%

OTHER group includes—Child Custody-Refugee-Qualified Medicare Beneficiary-SLMB-DDSD Supported Living-Program of All Inclusive Care for the Elderly (PACE)-Soon to be Sooners (STBS) and TB patients. For more information go to [www.okhca.org](http://www.okhca.org) under Individuals then to Programs.

### American Indian Enrollment by Delivery System

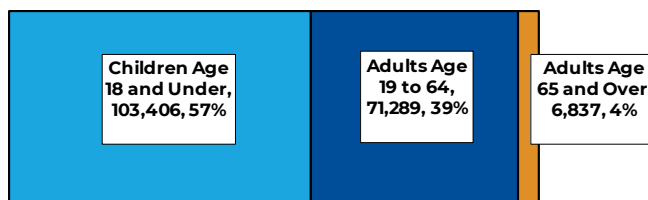


### American Indian Race Breakdown



Race is self-reported by members at the time of enrollment. The multiple race members have selected two or more races. Hispanic is an ethnicity not a race.

### Age Breakdown of American Indian Enrollment



### American Indian by Sex

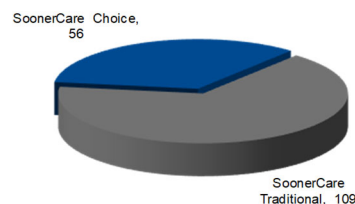
Female	99,798
Male	81,734

## Indian Health Service/Tribal/Urban (I/T/U) Providers

### I/T/U Clinics & Hospitals

Clinics	89
Hospitals	10

### I/T/U Providers by Program



**I/T/U Providers Accepting Non-Indian Members 48**

# American Indian by County - March 2026

