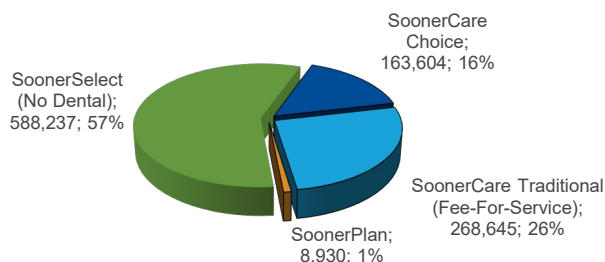


SoonerCare Fast Facts

August 2025

Delivery System Breakdown of Total Enrollment



TOTAL ENROLLMENT – OKLAHOMA SOONERCARE (MEDICAID)

Qualifying Group	Age Group	Enrollment	% of Total
Aged/Blind/Disabled	Child	16,652	1.62%
Aged/Blind/Disabled	Adult	146,890	14.27%
Children/Parents	Child	511,492	49.69%
Children/Parents	Adult	90,797	8.82%
Expansion	Adult	225,466	21.90%
Other	Child	245	0.02%
Other	Adult	27,832	2.70%
Oklahoma Cares (Breast and Cervical Cancer)		29	0.00%
SoonerPlan (Family Planning)		8,930	0.87%
TEFRA		1,083	0.11%

Total Enrollment	1,029,416	Adults	479,370	47%
		Children	550,046	53%

OTHER Group includes—DDSD State-PKU-Q1-Q2-Refugee--SLMB-Soon to be Sooners (STBS) and TB patients. The Total Enrollment figure makes up 586,436 cases. A case is used to group members of the same family living in the same household.

For more information go to www.okhca.org under Individuals then to Programs. Insure Oklahoma members are NOT included in the figures above.

Unless stated otherwise, CHILD is defined as an individual under the age of 21.

Note that all subsequent figures are groups within the above total enrollment numbers (except Insure Oklahoma). SoonerPlan members are not entitled to the full scope of benefits, only family planning services are covered.

The Insure Oklahoma is a program to assist qualifying small business owners, employees & their spouses (Employer-Sponsored Insurance- ESI) with health insurance premiums and some individual Oklahomans (Individual Plan-IP) with limited health coverage.

www.insureoklahoma.org

New Enrollees

Oklahoma SoonerCare members that have not been enrolled in the past 6 months.	
Adult	12,073
Child	9,522
Total	21,595

CHIP Breakdown of Total Enrollment

Members qualifying for SoonerCare (Medicaid) eligibility under the CHIP program are under age 19 and have income between the maximum for standard eligibility and the expanded Federal Poverty Level (FPL) income guidelines.

Age Breakdown	% of FPL	CHIP Enrollees
INSURE OK DEPENDENTS (ESI)		84
PRENATAL		2,544
INFANT	170% to 210%	896
1 to 5	152% to 210%	7,901
6 to 13	116% to 210%	31,002
14-18	66% to 210%	35,931
Total		78,358

Other Enrollment Facts

Total Monthly Enrollment (Including Insure Oklahoma) - 1,033,217

Unduplicated Enrollment SFY (July through report month including Insure Oklahoma) - 1,080,008

Other Breakdowns of Total Enrollment

Oklahoma SoonerCare (Medicaid) members residing in a long-term care facility - 14,370

Oklahoma persons enrolled in both Medicare and Medicaid (Dual Enrollees) - 123,573

SoonerCare (Medicaid) members enrolled in Home & Community-Based Services (HCBS) Waivers - 30,008

SoonerCare (Medicaid) members enrolled in Program of All-Inclusive Care for the Elderly (PACE) - 826

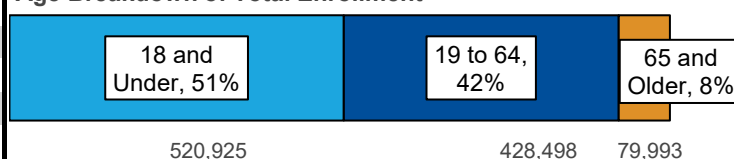
Small Businesses Enrolled in ESI	Employees w/ ESI	Individual Plan (IP) Members
2,097	3,801	0

Race Breakdown of Total Enrollment

	Children	Adults	Percent	Pregnant Women
American Indian	61,313	44,844	10%	4,479
Asian or Pacific Islander	14,983	12,986	3%	969
Black or African American	59,673	56,463	11%	3,557
Caucasian	305,064	309,747	60%	22,846
Two or More Races	78,815	31,167	11%	3,261
Declined To Answer	30,198	24,163	5%	2,587
Hispanic or Latino	134,763	49,393	18%	8,658

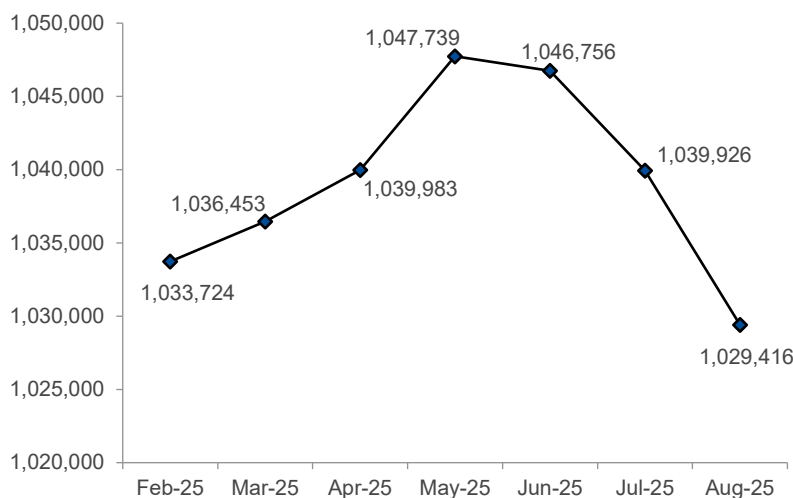
Race is self-reported by members at the time of enrollment. The two or more race members have selected two or more races. Hispanic or Latino is an ethnicity, not a race. Hispanics or Latinos can be any race and are accounted for in the race category above. Pregnant women includes CHIP Prenatal and postpartum.

Age Breakdown of Total Enrollment

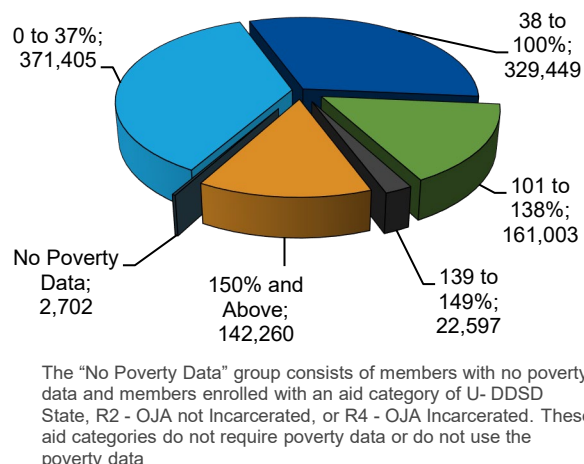


Data was compiled by the Office of Data Governance and Analytics as of the report date and is subject to change. Numbers frequently change due to certifications occurring after the data is extracted and other factors. This report is based on data within the system prior to the report date. A majority of the data is a "point in time" representation of the specific report month and is not cumulative. Unless stated otherwise, CHILD is defined as an individual under the age of 21.

Total Enrollment Trend



Percent of Federal Poverty Levels Totals



Oklahoma Health Care Authority welcomes new chief operating officer, appoints two long-standing leaders to executive roles

Oklahoma City, OK – The Oklahoma Health Care Authority welcomes Sherri White as chief operating officer and announces the promotion of Carolyn Reconnu-Shoffner as chief clinical officer and Christina Foss as state Medicaid director, in addition to her role as chief of staff. As chief operating officer, White will oversee Medicaid program operations, including managed care, data and quality, provider relations and eligibility and coverage services. With more than two decades of leadership in managed care, Medicaid, Medicare and commercial health insurance programs, White brings a wealth of experience in startup success, operational excellence and transformative leadership.

Story continues here: [**Oklahoma Health Care Authority welcomes new chief operating officer, appoints two long-standing leaders to executive roles**](#)

Data was compiled by the Office of Data Governance and Analytics as of the report date and is subject to change. Numbers frequently change due to certifications occurring after the data is extracted and other factors. This report is based on data within the system prior to the report date. A majority of the data is a "point in time" representation of the specific report month and is not cumulative. Unless stated otherwise, CHILD is defined as an individual under the age of 21.