

# SoonerCare Fast Facts

## October 2024

### TOTAL ENROLLMENT – OKLAHOMA SOONERCARE (MEDICAID)

Qualifying Group	Age Group	Enrollment	% of Total
Aged/Blind/Disabled	Child	17,950	1.73%
Aged/Blind/Disabled	Adult	148,841	14.33%
Children/Parents	Child	513,349	49.44%
Children/Parents	Adult	94,532	9.10%
Expansion	Adult	224,963	21.66%
Other	Child	273	0.03%
Other	Adult	27,873	2.68%
Oklahoma Cares (Breast and Cervical Cancer)		36	0.00%
SoonerPlan (Family Planning)		9,585	0.92%
TEFRA		1,025	0.10%

<b>Total Enrollment</b>	<b>1,038,427</b>	<b>Adults</b>	<b>484,675</b>	<b>47%</b>
		<b>Children</b>	<b>553,752</b>	<b>53%</b>

OTHER Group includes—DDSD State-PKU-Q1-Q2-Refugee--SLMB-Soon to be Sooners (STBS) and TB patients. The Total Enrollment figure makes up 587,387 cases. A case is used to group members of the same family living in the same household.

For more information go to [www.okhca.org](http://www.okhca.org) under Individuals then to Programs. Insure Oklahoma members are NOT included in the figures above.

Unless stated otherwise, CHILD is defined as an individual under the age of 21.

Note that all subsequent figures are groups within the above total enrollment numbers (except Insure Oklahoma). SoonerPlan members are not entitled to the full scope of benefits, only family planning services are covered.

The Insure Oklahoma is a program to assist qualifying small business owners, employees & their spouses (Employer-Sponsored Insurance- ESI) with health insurance premiums and some individual Oklahomans (Individual Plan-IP) with limited health coverage.

[www.insureoklahoma.org](http://www.insureoklahoma.org)

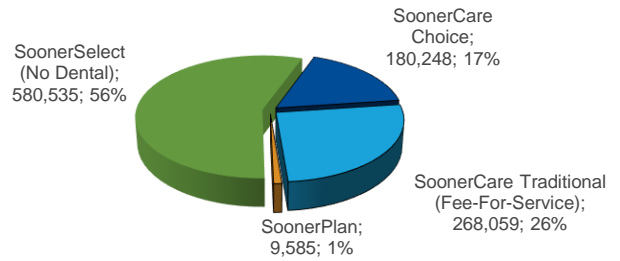
New Enrollees	
Oklahoma SoonerCare members that have not been enrolled in the past 6 months.	
Adult	12,942
Child	9,344
<b>Total</b>	<b>22,286</b>

### CHIP Breakdown of Total Enrollment

Members qualifying for SoonerCare (Medicaid) eligibility under the CHIP program are under age 19 and have income between the maximum for standard eligibility and the expanded Federal Poverty Level (FPL) income guidelines.

Age Breakdown	% of FPL	CHIP Enrollees
INSURE OK DEPENDENTS (ESI)		159
PRENATAL		2,705
INFANT	170% to 210%	956
1 to 5	152% to 210%	8,683
6 to 13	116% to 210%	32,224
14-18	66% to 210%	37,324
<b>Total</b>		<b>82,051</b>

### Delivery System Breakdown of Total Enrollment



### Other Enrollment Facts

Total Monthly Enrollment (Including Insure Oklahoma) - 1,043,281

Unduplicated Enrollment SFY (July through report month including Insure Oklahoma) - 1,141,319

### Other Breakdowns of Total Enrollment

Oklahoma SoonerCare (Medicaid) members residing in a long-term care facility - 14,453

Oklahoma persons enrolled in both Medicare and Medicaid (Dual Enrollees) - 124,047

SoonerCare (Medicaid) members enrolled in Home & Community-Based Services (HCBS) Waivers - 29,360

SoonerCare (Medicaid) members enrolled in Program of All-Inclusive Care for the Elderly (PACE) - 793


Small Businesses Enrolled in ESI	Employees w/ ESI	Individual Plan (IP) Members
2,412	0	4,854

### Race Breakdown of Total Enrollment

	Children	Adults	Percent	Pregnant Women
American Indian	61,009	45,161	10%	4,435
Asian or Pacific Islander	14,817	13,035	3%	1,036
Black or African American	60,244	57,455	11%	3,597
Caucasian	310,042	313,666	60%	22,297
Two or More Races	76,022	30,242	10%	3,152
Declined To Answer	31,618	25,116	5%	2,560
Hispanic or Latino	136,304	50,159	18%	8,680

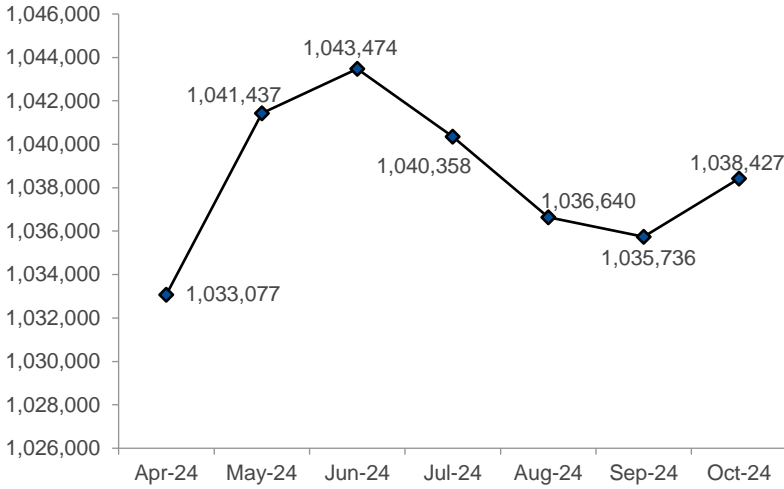
Race is self-reported by members at the time of enrollment. The two or more race members have selected two or more races. Hispanic or Latino is an ethnicity, not a race. Hispanics or Latinos can be any race and are accounted for in the race category above. Pregnant women includes CHIP Prenatal and postpartum.

### Age Breakdown of Total Enrollment

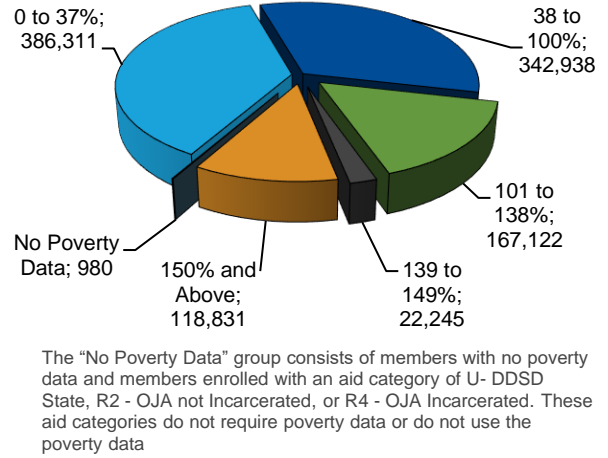


Data was compiled by the Office of Data Governance and Analytics as of the report date and is subject to change. Numbers frequently change due to certifications occurring after the data is extracted and other factors. This report is based on data within the system prior to the report date. A majority of the data is a "point in time" representation of the specific report month and is not cumulative. Unless stated otherwise, CHILD is defined as an individual under the age of 21.

**Total Enrollment Trend**



**Percent of Federal Poverty Levels Totals**



## Oklahoma Strengthening Medicaid and Correctional Partnerships for Reentry Services

Oklahoma City, OK – The Oklahoma Health Care Authority, in partnership with the Oklahoma Department of Corrections and the Oklahoma Department of Mental Health and Substance Abuse Services, will represent the state in the Medicaid and Corrections Policy Academy, an opportunity funded by the Bureau of Justice Assistance, a division of the Department of Justice Office of Justice Programs. This initiative brings Oklahoma and five other states together to develop a shared vision for improving reentry services.

Article continues here: [Oklahoma Strengthening Medicaid and Correctional Partnerships for Reentry Services](#)

Data was compiled by the Office of Data Governance and Analytics as of the report date and is subject to change. Numbers frequently change due to certifications occurring after the data is extracted and other factors. This report is based on data within the system prior to the report date. A majority of the data is a "point in time" representation of the specific report month and is not cumulative. Unless stated otherwise, CHILD is defined as an individual under the age of 21.