

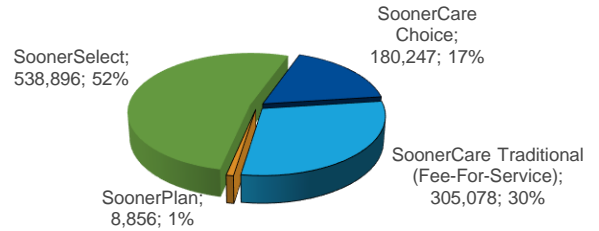
SoonerCare Fast Facts

April 2024

TOTAL ENROLLMENT – OKLAHOMA SOONERCARE (MEDICAID)

Qualifying Group	Age Group	Enrollment	% of Total
Aged/Blind/Disabled	Child	18,561	1.80%
Aged/Blind/Disabled	Adult	149,021	14.42%
Children/Parents	Child	497,574	48.16%
Children/Parents	Adult	88,279	8.55%
Expansion	Adult	242,385	23.46%
Other	Child	283	0.03%
Other	Adult	26,969	2.61%
Oklahoma Cares (Breast and Cervical Cancer)		103	0.01%
SoonerPlan (Family Planning)		8,855	0.86%
TEFRA		1,047	0.10%

Delivery System Breakdown of Total Enrollment



Other Enrollment Facts

Total Monthly Enrollment (Including Insure Oklahoma) - 1,038,837

Unduplicated Enrollment SFY (July through report month including Insure Oklahoma) - 1,494,432

Other Breakdowns of Total Enrollment

Oklahoma SoonerCare (Medicaid) members residing in a long-term care facility - 14,360

Oklahoma persons enrolled in both Medicare and Medicaid (Dual Enrollees) - 122,552

SoonerCare (Medicaid) members enrolled in Home & Community-Based Services (HCBS) Waivers - 28,596

SoonerCare (Medicaid) members enrolled in Program of All-Inclusive Care for the Elderly (PACE) - 790

Small Businesses Enrolled in ESI	Employees w/ ESI	Individual Plan (IP) Members
2,610	0	5,760

Total Enrollment	1,033,077	Adults	492,884	48%
		Children	540,193	52%

OTHER Group includes—DDSD State-PKU-Q1-Q2-Refugee--SLMB--Soon to be Sooners (STBS) and TB patients. The Total Enrollment figure makes up 589,159 cases. A case is used to group members of the same family living in the same household.

For more information go to www.okhca.org under Individuals then to Programs. Insure Oklahoma members are NOT included in the figures above.

Unless stated otherwise, CHILD is defined as an individual under the age of 21.

Note that all subsequent figures are groups within the above total enrollment numbers (except Insure Oklahoma). SoonerPlan members are not entitled to the full scope of benefits, only family planning services are covered.

The Insure Oklahoma is a program to assist qualifying small business owners, employees & their spouses (Employer-Sponsored Insurance- ESI) with health insurance premiums and some individual Oklahomans (Individual Plan-IP) with limited health coverage.

www.insureoklahoma.org

New Enrollees

Oklahoma SoonerCare members that have not been enrolled in the past 6 months.

Adult	12,468
Child	8,364
Total	20,832

CHIP Breakdown of Total Enrollment

Members qualifying for SoonerCare (Medicaid) eligibility under the CHIP program are under age 19 and have income between the maximum for standard eligibility and the expanded Federal Poverty Level (FPL) income guidelines.


Age Breakdown	% of FPL	CHIP Enrollees
INSURE OK DEPENDENTS (ESI)		229
PRENATAL		2,788
INFANT	170% to 210%	961
1 to 5	152% to 210%	8,205
6 to 13	116% to 210%	27,971
14-18	66% to 210%	29,449
Total		69,603

Race Breakdown of Total Enrollment

	Children	Adults	Percent	Pregnant Women
American Indian	59,426	46,393	10%	4,046
Asian or Pacific Islander	14,168	12,813	3%	986
Black or African American	58,697	58,483	11%	3,385
Caucasian	303,937	318,110	60%	21,397
Two or More Races	72,237	29,747	10%	2,850
Declined To Answer	31,728	27,338	6%	2,530
Hispanic or Latino	130,186	49,842	17%	8,343

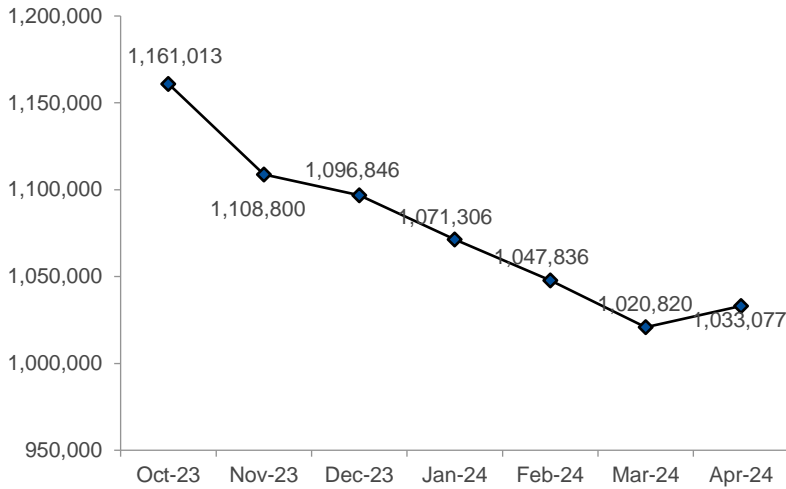
Race is self-reported by members at the time of enrollment. The two or more race members have selected two or more races. Hispanic or Latino is an ethnicity, not a race. Hispanics or Latinos can be any race and are accounted for in the race category above. Pregnant women includes CHIP Prenatal.

Age Breakdown of Total Enrollment

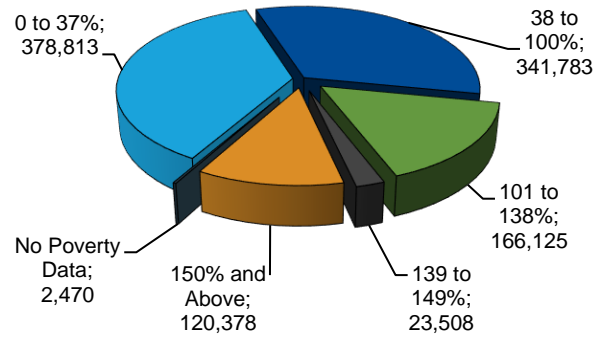


Data was compiled by the Office of Data Governance and Analytics as of the report date and is subject to change. Numbers frequently change due to certifications occurring after the data is extracted and other factors. This report is based on data within the system prior to the report date. A majority of the data is a "point in time" representation of the specific report month and is not cumulative. Unless stated otherwise, CHILD is defined as an individual under the age of 21.

Total Enrollment Trend



Percent of Federal Poverty Levels Totals



The "No Poverty Data" group consists of members with no poverty data and members enrolled with an aid category of U- DDSD State, R2 - OJA not Incarcerated, or R4 - OJA Incarcerated. These aid categories do not require poverty data or do not use the poverty data

SoonerSelect Health Plans Launch April 1: What Members Need to Know

Oklahoma City, OK – Beginning April 1, more than half of the Oklahomans who use SoonerCare will have their health care needs covered by SoonerSelect, the new comprehensive health delivery system for SoonerCare members. Members can now begin using their new coverage and value-added benefits that promote health and wellness both inside and outside of the doctor’s office.”

Articles continues here: [SoonerSelect Health Plans Launch April 1: What Members Need to Know \(oklahoma.gov\)](https://www.oklahoma.gov/soonerselect)

Data was compiled by the Office of Data Governance and Analytics as of the report date and is subject to change. Numbers frequently change due to certifications occurring after the data is extracted and other factors. This report is based on data within the system prior to the report date. A majority of the data is a "point in time" representation of the specific report month and is not cumulative. Unless stated otherwise, CHILD is defined as an individual under the age of 21.