

SoonerCare Children Fast Facts

May 2024



OKLAHOMA
Health Care Authority

Children age 18 and younger account for approximately 50 percent. All children enrolled under the SoonerCare program can receive a vast array of treatment and services such as inpatient and outpatient hospital, dental, behavioral health, prescribed drugs, and child health services. For more information go to our website at www.okhca.org.

SoonerCare Children Breakdown

Qualifying Group	Enrollment by Age Group						
	Total	Under 1	1 - 2	3 - 5	6 - 9	10 - 14	15 - 18
Aged/Blind/Disabled (ABD)	16,239	72	453	1,639	3,361	5,455	5,259
Children in the Children/Parents Group	500,023	34,517	53,041	79,647	108,498	128,838	95,482
Other	152	0	0	5	1	3	143
TEFRA	1,056	6	95	276	287	274	118

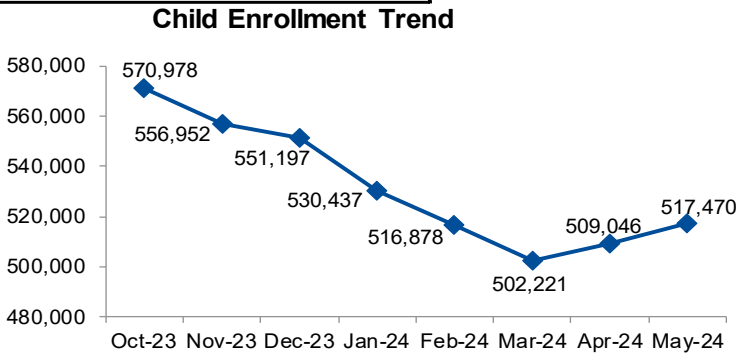
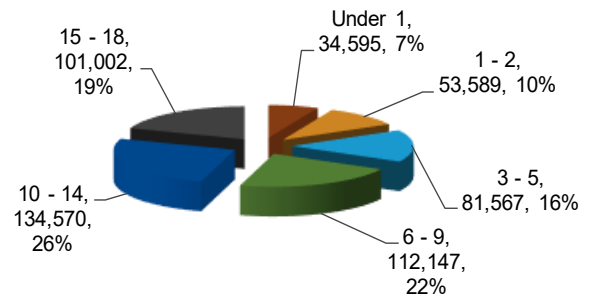
OTHER Group includes—Family Planning-Refugee-Qualified Medicare Beneficiary-SLMB-DDSD Supported Living and TB patients. For more information go to www.okhca.org under Individuals and Programs. Insure Oklahoma members are NOT included in the figures above.

Total Child Enrollment 517,470 Males 264,022 Females 253,448

SFY2024 Enrollment Year to Date 676,142

Children with Long-Term Care - 38
Children with Third Party Liability - 39,312
Child Dual Enrollees - 12

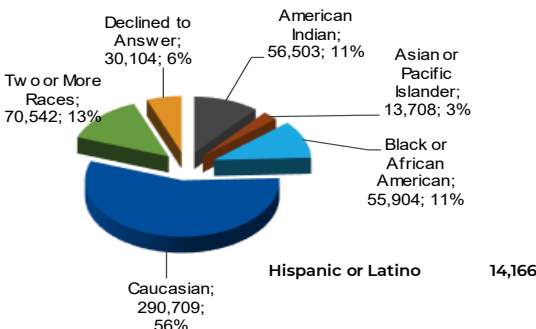
Age Breakdown of Child Enrollment



Program	Enrollment	Percent
SoonerCare Traditional (Fee-For-Service)	75,970	15%
SoonerSelect	335,085	65%
SoonerCare Choice	106,415	21%

May-24 Enrollment: 517,470 May-23 Enrollment: 642,775 Change in Enrollment: -125,305

Race Breakdown of Child Enrollment



Race is self-reported by members at the time of enrollment. The Two or More Race members have selected two or more races. Hispanic or Latino is an ethnicity not a race. Hispanics or Latinos can be of any race and are accounted for in a race category above.

Top 10 Paid Child Services Categorized as:	Members Served (Unduplicated)	Claims Paid	Amount Paid
Capitated (CAP) Services	462,708	835,380	\$100,381,321.61
Inpatient Services	4,240	4,647	\$37,395,405.64
Prescribed Drugs Services	115,739	236,721	\$22,053,781.79
Physician Services	102,986	259,775	\$21,955,090.86
Clinic Services	40,637	106,494	\$21,874,124.21
Outpatient Services	34,893	43,768	\$18,391,261.46
Behavioral Health Services - Child (BHSC) Svc	32,967	113,175	\$18,480,623.70
Psychiatric Services	673	1,651	\$4,857,318.87
Targeted Case Manager (TCM) Services	6,043	7,850	\$4,016,304.60
Therapy Services	14,574	99,570	\$7,042,338.64
All Paid Services in Reporting Month:	Members Served (Unduplicated)	Claims Paid	Amount Paid
	615,362	2,337,379	\$284,750,638.22

For this report CHILD is defined as an individual age 18 and younger. This publication is authorized by the Oklahoma Health Care Authority in accordance with state and federal regulations. OHCA is in compliance with the Title VI and Title VII of the 1964 Civil Rights Act and the Rehabilitation Act of 1973. For additional copies, you can go online to OHCA's web site www.okhca.org under Research/Statistics and Data (www.okhca.org/research/data). The Oklahoma Health Care Authority does not discriminate on the basis of race, color, national origin, gender, religion, age or disability in employment or the provision of services. Data was compiled by Office of Data Governance & Analytics as of the report date and is subject to change.