

# American Indian Fast Facts

## May 2024



**OKLAHOMA**  
Health Care Authority

Validation Percent		Total American Indian Enrollment	Total Enrollment (includes Insure Oklahoma)	Percent of Total
Self Reported	45%	177,435	1,046,955	17%
Verified	55%			

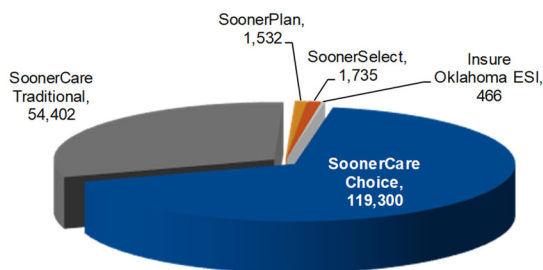
Total Enrollment is the number of members enrolled in SoonerCare and Insure Oklahoma.

### American Indian Enrollment by Aid Category

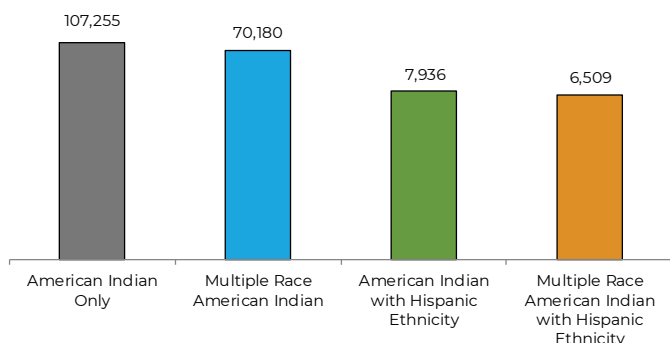
Qualifying Group	Enrollment	% of Total
Children/Parents	115,495	65.09%
Aged/Blind/Disabled	16,645	9.38%
Oklahoma Cares	17	0.01%
TEFRA	112	0.06%
OTHER	2,196	1.24%
SoonerPlan	1,532	0.86%
Insure Oklahoma		
Employer-Sponsored Insurance (ESI)	466	0.26%
Expansion	40,972	23.09%

OTHER group includes—Child Custody-Refugee-Qualified Medicare Beneficiary-SLMB-DDSD Supported Living-Program of All Inclusive Care for the Elderly (PACE)-Soon to be Sooners (STBS) and TB patients. For more information go to [www.okhca.org](http://www.okhca.org) under Individuals then to Programs.

### American Indian Enrollment by Delivery System

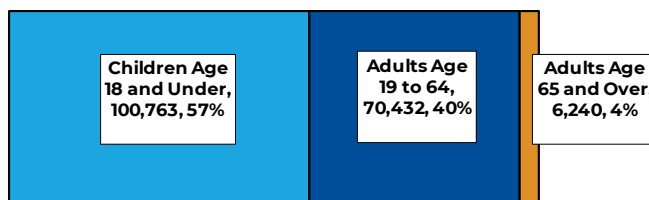


### American Indian Race Breakdown



Race is self-reported by members at the time of enrollment. The multiple race members have selected two or more races. Hispanic is an ethnicity not a race.

### Age Breakdown of American Indian Enrollment



### American Indian by Gender

Female	97,786
Male	79,649

## Indian Health Service/Tribal/Urban (I/T/U) Providers

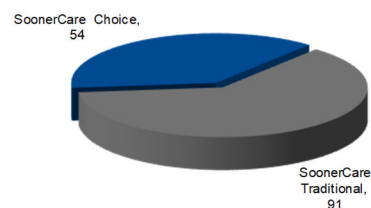
### I/T/U Providers by Program

#### I/T/U Clinics & Hospitals

Clinics	75
Hospitals	9

#### I/T/U Providers Accepting Non-Indian Members

25



# American Indian by County - May 2024

