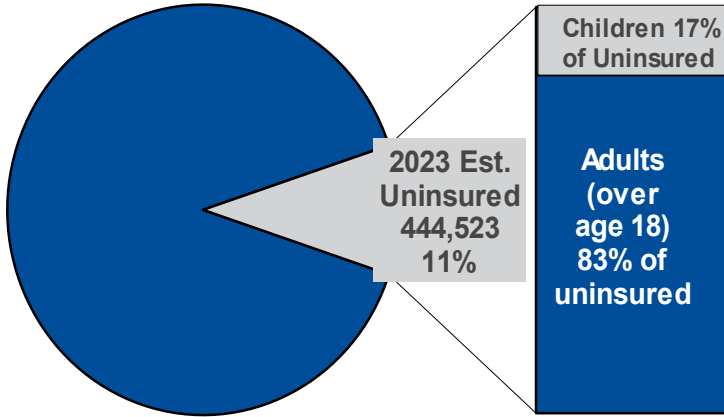


# Oklahoma Uninsured Fast Facts CY2023



Below are the latest federal uninsured estimates for the state of Oklahoma. As the administrative agency of SoonerCare (Oklahoma Medicaid), the Oklahoma Health Care Authority constantly monitors the uninsured figures. Generally, our official source is the U.S. Census Bureau's American Community Survey, however, occasionally we are required to use other sources that provide alternate sub groupings such as employment, county, race, etc. For more detail you can go to [www.okhca.org/research/data](http://www.okhca.org/research/data).

**Oklahoma Total Population (CY2023)– 3,917,475**  
**Total Oklahoma Uninsured (CY2023)– 444,523**



## Total Uninsured—Oklahoma & National Data

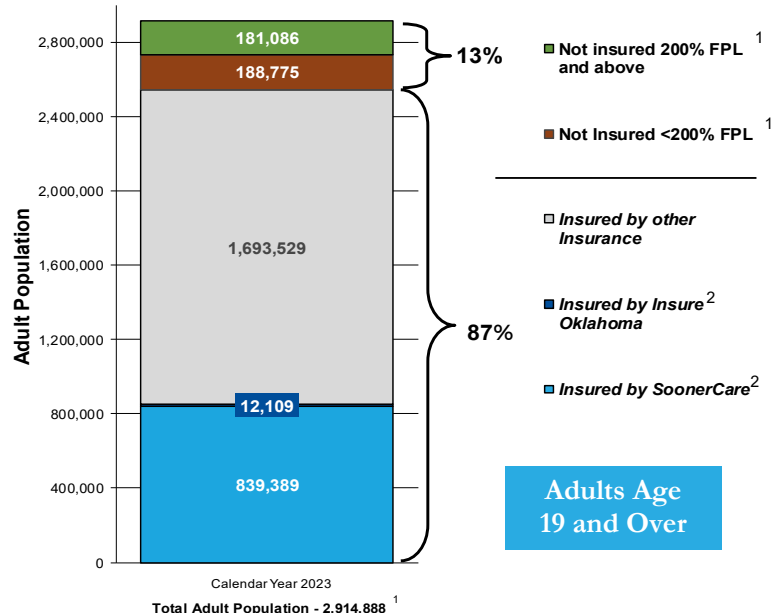
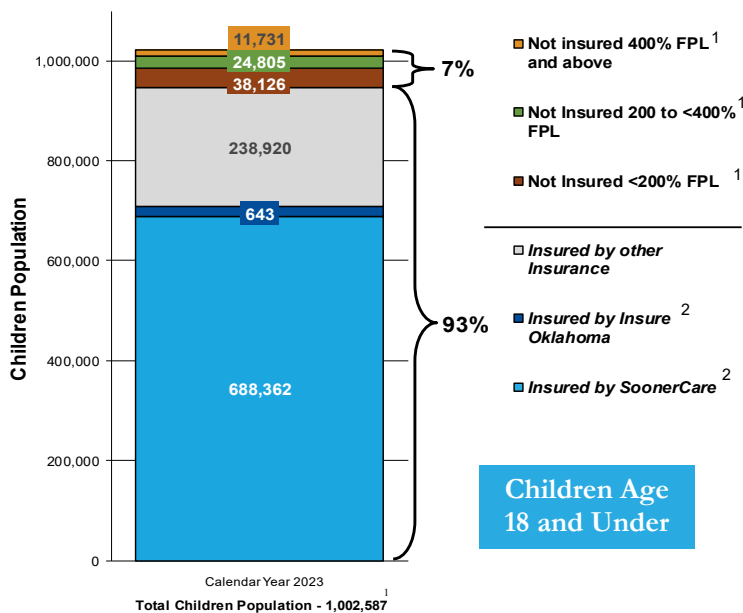
Oklahoma Uninsured CY2023		
<b>Total</b>	<b>11%</b>	of total OK population
<b>Children (age 0-18)</b>	<b>7%</b>	of OK Child population
<b>Adults (over age 18)</b>	<b>13%</b>	of OK Adult population
National Uninsured CY2023		
<b>Total</b>	<b>8%</b>	of total US population
<b>Children (age 0-18)</b>	<b>5%</b>	of US Child population
<b>Adults (over age 18)</b>	<b>9%</b>	of US Adult population

## Uninsured by Federal Poverty Level and Age Range

Age Range	Total Estimated Oklahoma Population	Total Uninsured & Uninsured Percent of OK Population	Uninsured Under 100% of FPL	Uninsured Under 138% of FPL	Uninsured Under 200% of FPL	Uninsured Under 400% of FPL	Uninsured 400% & Over of FPL
<b>Total</b>	<b>3,917,475</b>	<b>444,523 11.35%</b>	<b>103,320</b>	<b>150,257</b>	<b>226,901</b>	<b>375,523</b>	<b>444,523</b>
<b>0-18</b>	<b>1,002,587</b>	<b>74,662 7.45%</b>	<b>16,444</b>	<b>25,498</b>	<b>38,126</b>	<b>62,931</b>	<b>74,662</b>
<b>19-64</b>	<b>2,258,302</b>	<b>365,004 16.16%</b>	<b>85,179</b>	<b>122,681</b>	<b>185,565</b>	<b>308,661</b>	<b>365,004</b>
<b>65+</b>	<b>656,586</b>	<b>4,857 0.74%</b>	<b>1,697</b>	<b>2,078</b>	<b>3,210</b>	<b>3,931</b>	<b>4,857</b>

Source: US Census Bureau, American Community Survey, Table B27016: HEALTH INSURANCE COVERAGE STATUS AND TYPE BY RATIO OF INCOME TO POVERTY LEVEL IN THE PAST 12 MONTHS BY AGE and Table HI05: HEALTH INSURANCE COVERAGE STATUS AND TYPE OF COVERAGE BY STATE AND AGE FOR ALL PEOPLE, 2023 data collected in 2024. Percentages are rounded.

## Oklahoma Children and Adults By Federal Poverty Level and Health Insurance Status



Source: <sup>1</sup>US Census Bureau, American Community Survey, Table B27016: HEALTH INSURANCE COVERAGE STATUS AND TYPE BY RATIO OF INCOME TO POVERTY LEVEL IN THE PAST 12 MONTHS BY AGE, 2023 data collected in 2024. <https://data.census.gov/> <sup>2</sup>Unduplicated OHCA Annual Enrollment, CY 2023.

# Oklahoma Uninsured Fast Facts CY2023

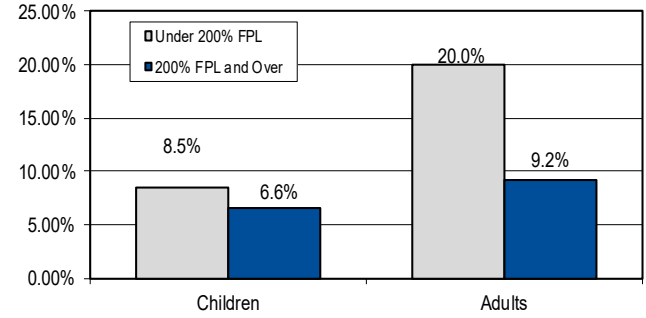


## CY2023 Oklahoma Employee Health Insurance Coverage

2023 Oklahoma Employee Health Insurance Coverage Information. Private Sector Only	Oklahoma Business Size by Number of Employees		
	Under 50	50 - 99	100 & Over
Total Number of Employees	412,474	110,854	833,517
Calculated number of Employees in Businesses that DO NOT offer health insurance	185,201	15,417	7,248
Calculated number of employees that are not enrolled in health insurance in businesses that offer health insurance	102,046	44,482	355,538
Total Oklahoma private sector employees that are not covered by health insurance <sup>1</sup>	287,246	59,899	362,786
	69.6%	54.0%	43.5%

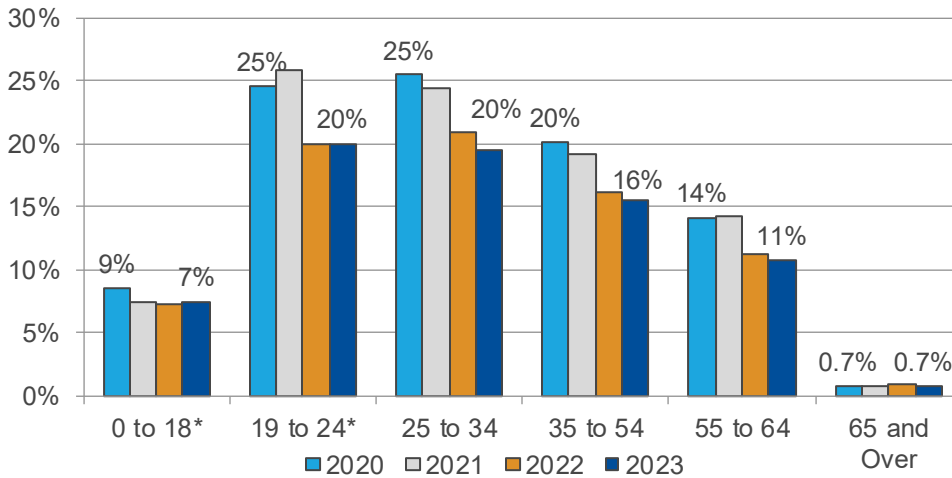
<sup>1</sup>Not covered by employer insurance only.  
Source: U.S. Dept. of Health and Human Services Medical Expenditure Panel Survey (MEPS), State of Oklahoma, private sector data by firm size, 2023 MEPS state-level tables: [http://meps.ahrq.gov/mepsweb/data\\_stats/state\\_tables.jsp](http://meps.ahrq.gov/mepsweb/data_stats/state_tables.jsp)

### Children and Adult Uninsured Rates by FPL in Oklahoma (CY2023)



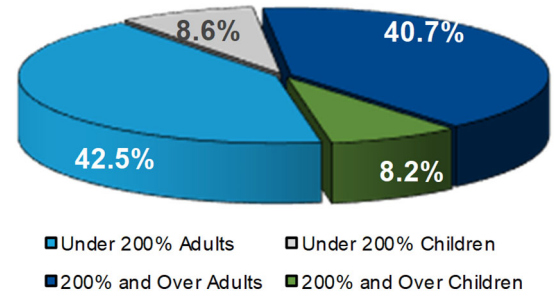
Source: US Census Bureau, American Community Survey, Table B27016: HEALTH INSURANCE COVERAGE STATUS AND TYPE BY RATIO OF INCOME TO POVERTY LEVEL IN THE PAST 12 MONTHS BY AGE, 2023 data collected in 2024.

### Oklahoma Uninsured Rate By Age Range



Source: US Census Bureau, American Community Survey, Table B27001: HEALTH INSURANCE COVERAGE STATUS BY SEX BY AGE, 2023 data collected in 2024. \*In 2017 the '0-17' changed to '0-18' and '18-24' changed to '19-24'. Previous year values still 0-17 and 18-24.

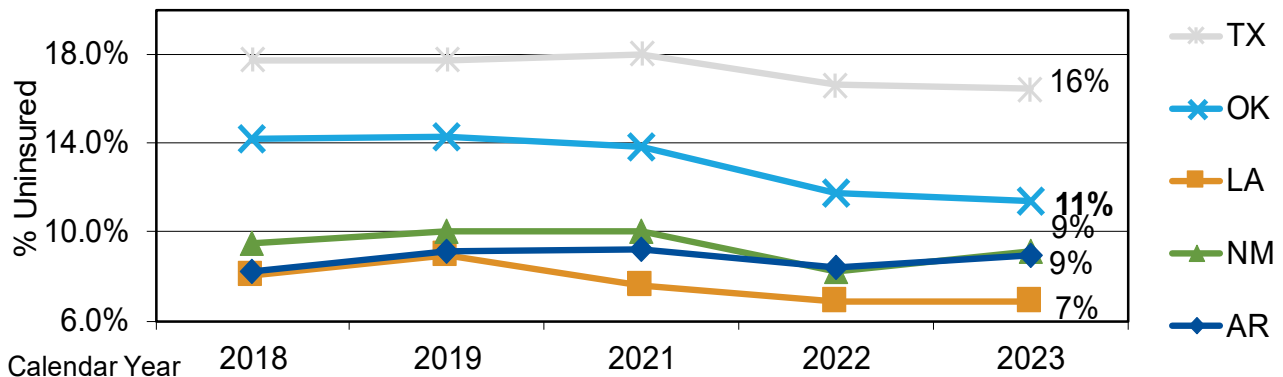
### Distribution of Oklahoma's Uninsured Children and Adults by FPL (CY2023)



Source: US Census Bureau, American Community Survey, Table B27016: HEALTH INSURANCE COVERAGE STATUS AND TYPE BY RATIO OF INCOME TO POVERTY LEVEL IN THE PAST 12 MONTHS BY AGE, 2023 data collected in 2024.

### Oklahoma Uninsured 5 State Regional Comparison

The Centers for Medicare & Medicaid Services (CMS) has divided the United States into regions. Oklahoma, Arkansas, Louisiana, New Mexico and Texas report to the CMS Region 6 office in Dallas, Texas.



Source: US Census Bureau, American Community Survey, Table S2701 - HEALTH INSURANCE COVERAGE STATUS, 2023 data collected in 2024. 1 Yr. Estimate unavailable for 2020.