

SoonerCare Fast Facts

July 2024

TOTAL ENROLLMENT – OKLAHOMA SOONERCARE (MEDICAID)

Qualifying Group	Age Group	Enrollment	% of Total
Aged/Blind/Disabled	Child	18,240	1.75%
Aged/Blind/Disabled	Adult	147,878	14.21%
Children/Parents	Child	507,367	48.77%
Children/Parents	Adult	81,781	7.86%
Expansion	Adult	246,609	23.70%
Other	Child	276	0.03%
Other	Adult	27,484	2.64%
Oklahoma Cares (Breast and Cervical Cancer)		45	0.00%
SoonerPlan (Family Planning)		9,627	0.93%
TEFRA		1,051	0.10%

Total Enrollment	1,040,358	Adults	490,419	47%
		Children	549,939	53%

OTHER Group includes—DDSD State-PKU-Q1-Q2-Refugee--SLMB-Soon to be Sooners (STBS) and TB patients. The Total Enrollment figure makes up 591,272 cases. A case is used to group members of the same family living in the same household.

For more information go to www.okhca.org under Individuals then to Programs. Insure Oklahoma members are NOT included in the figures above.

Unless stated otherwise, CHILD is defined as an individual under the age of 21.

Note that all subsequent figures are groups within the above total enrollment numbers (except Insure Oklahoma). SoonerPlan members are not entitled to the full scope of benefits, only family planning services are covered.

The Insure Oklahoma is a program to assist qualifying small business owners, employees & their spouses (Employer-Sponsored Insurance- ESI) with health insurance premiums and some individual Oklahomans (Individual Plan-IP) with limited health coverage.

www.insureoklahoma.org

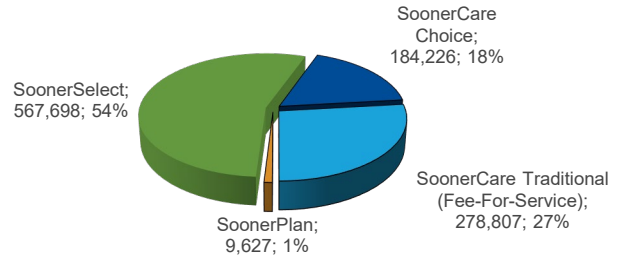
New Enrollees	
Oklahoma SoonerCare members that have not been enrolled in the past 6 months.	
Adult	13,151
Child	10,674
Total	23,825

CHIP Breakdown of Total Enrollment

Members qualifying for SoonerCare (Medicaid) eligibility under the CHIP program are under age 19 and have income between the maximum for standard eligibility and the expanded Federal Poverty Level (FPL) income guidelines.

Age Breakdown	% of FPL	CHIP Enrollees
INSURE OK DEPENDENTS (ESI)		177
PRENATAL		2,861
INFANT	170% to 210%	937
1 to 5	152% to 210%	8,171
6 to 13	116% to 210%	29,411
14-18	66% to 210%	33,975
Total		75,532

Delivery System Breakdown of Total Enrollment



Other Enrollment Facts

Total Monthly Enrollment (Including Insure Oklahoma) - 1,045,683

Unduplicated Enrollment SFY (July through report month including Insure Oklahoma) - 1,045,683

Other Breakdowns of Total Enrollment

Oklahoma SoonerCare (Medicaid) members residing in a long-term care facility - 14,184

Oklahoma persons enrolled in both Medicare and Medicaid (Dual Enrollees) - 122,425

SoonerCare (Medicaid) members enrolled in Home & Community-Based Services (HCBS) Waivers - 28,990

SoonerCare (Medicaid) members enrolled in Program of All-Inclusive Care for the Elderly (PACE) - 790


Small Businesses Enrolled in ESI	Employees w/ ESI	Individual Plan (IP) Members
2,499	0	5,325

Race Breakdown of Total Enrollment

	Children	Adults	Percent	Pregnant Women
American Indian	60,449	45,661	10%	4,293
Asian or Pacific Islander	14,424	12,784	3%	994
Black or African American	59,790	57,745	11%	3,466
Caucasian	308,773	314,874	60%	21,790
Two or More Races	74,492	29,952	10%	2,998
Declined To Answer	32,011	29,403	6%	2,554
Hispanic or Latino	134,595	50,232	18%	8,580

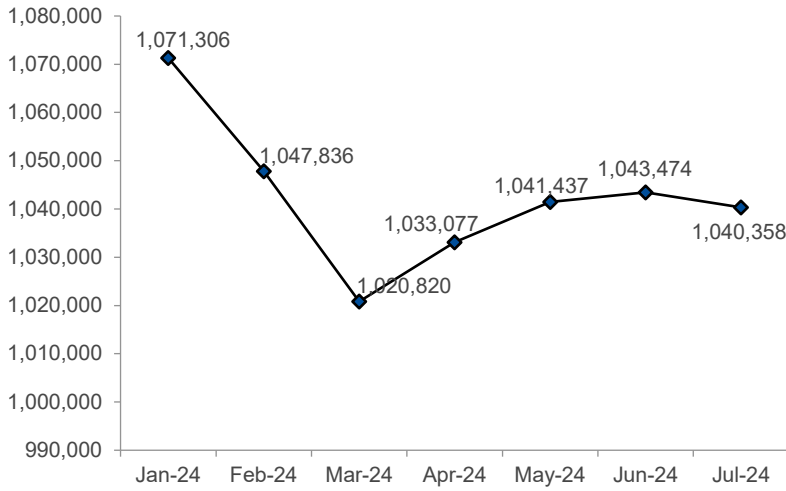
Race is self-reported by members at the time of enrollment. The two or more race members have selected two or more races. Hispanic or Latino is an ethnicity, not a race. Hispanics or Latinos can be any race and are accounted for in the race category above. Pregnant women includes CHIP Prenatal and postpartum.

Age Breakdown of Total Enrollment

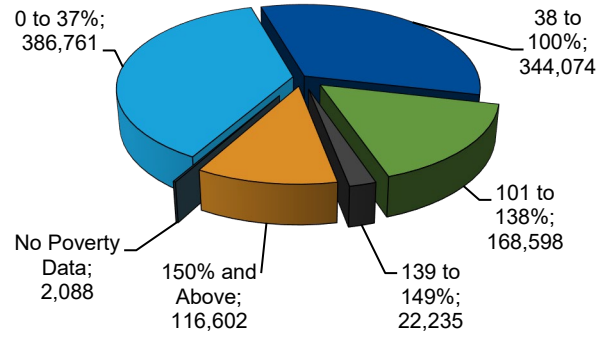


Data was compiled by the Office of Data Governance and Analytics as of the report date and is subject to change. Numbers frequently change due to certifications occurring after the data is extracted and other factors. This report is based on data within the system prior to the report date. A majority of the data is a "point in time" representation of the specific report month and is not cumulative. Unless stated otherwise, CHILD is defined as an individual under the age of 21.

Total Enrollment Trend



Percent of Federal Poverty Levels Totals



The "No Poverty Data" group consists of members with no poverty data and members enrolled with an aid category of U- DDSD State, R2 - OJA not Incarcerated, or R4 - OJA Incarcerated. These aid categories do not require poverty data or do not use the poverty data

OHCA, OSDE to Enhance Schoolbased Services with Federal Grant

Oklahoma City, OK – The Oklahoma Health Care Authority (OHCA), in conjunction with the Oklahoma State Department of Education (OSDE), received a \$2.5 million, three-year grant to provide technical assistance to enhance the school-based services (SBS) infrastructure in Oklahoma. This investment will allow more students and their families to connect with local and state health care resources.

School-based services are Medicaid-compensable services provided to children and adolescents in a school setting. These health care services play an important role in the health and wellbeing of students enrolled in SoonerCare. Currently, only students with an Individualized Education Program (IEP) can receive SBS.

Article continues here: [SoonerSelect Marks 60 Days Serving Oklahomans - OHCA Highlights Resources to Help Providers and Members Make the Transition](#)

Data was compiled by the Office of Data Governance and Analytics as of the report date and is subject to change. Numbers frequently change due to certifications occurring after the data is extracted and other factors. This report is based on data within the system prior to the report date. A majority of the data is a "point in time" representation of the specific report month and is not cumulative. Unless stated otherwise, CHILD is defined as an individual under the age of 21.