

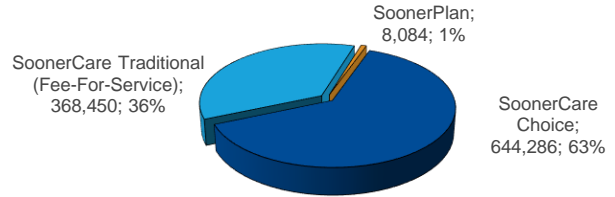
# SoonerCare Fast Facts

## March 2024

### TOTAL ENROLLMENT – OKLAHOMA SOONERCARE (MEDICAID)

Qualifying Group	Age Group	Enrollment	% of Total
Aged/Blind/Disabled	Child	18,477	1.81%
Aged/Blind/Disabled	Adult	149,368	14.63%
Children/Parents	Child	491,250	48.12%
Children/Parents	Adult	85,606	8.39%
Expansion	Adult	239,463	23.46%
Other	Child	264	0.03%
Other	Adult	27,121	2.66%
Oklahoma Cares (Breast and Cervical Cancer)		139	0.01%
SoonerPlan (Family Planning)		8,084	0.79%
TEFRA		1,048	0.10%

### Delivery System Breakdown of Total Enrollment



### Other Enrollment Facts

Total Monthly Enrollment (Including Insure Oklahoma) - 1,026,622
Unduplicated Enrollment SFY (July through report month including Insure Oklahoma) - 1,477,814
<b>Other Breakdowns of Total Enrollment</b>
Oklahoma SoonerCare (Medicaid) members residing in a long-term care facility - 14,296
Oklahoma persons enrolled in both Medicare and Medicaid (Dual Enrollees) - 123,013
SoonerCare (Medicaid) members enrolled in Home & Community-Based Services (HCBS) Waivers - 28,354
SoonerCare (Medicaid) members enrolled in Program of All-Inclusive Care for the Elderly (PACE) - 793

<b>Total Enrollment</b>	<b>1,020,820</b>	<b>Adults</b>	<b>487,761</b>	<b>48%</b>
		<b>Children</b>	<b>533,059</b>	<b>52%</b>

OTHER Group includes—DDSD State-PKU-Q1-Q2-Refugee--SLMB-Soon to be Sooners (STBS) and TB patients. The Total Enrollment figure makes up 584,598 cases. A case is used to group members of the same family living in the same household.

For more information go to [www.okhca.org](http://www.okhca.org) under Individuals then to Programs. Insure Oklahoma members are NOT included in the figures above.

Unless stated otherwise, CHILD is defined as an individual under the age of 21.

Note that all subsequent figures are groups within the above total enrollment numbers (except Insure Oklahoma). SoonerPlan members are not entitled to the full scope of benefits, only family planning services are covered.

The Insure Oklahoma is a program to assist qualifying small business owners, employees & their spouses (Employer-Sponsored Insurance- ESI) with health insurance premiums and some individual Oklahomans (Individual Plan-IP) with limited health coverage.

[www.insureoklahoma.org](http://www.insureoklahoma.org)

### New Enrollees

Oklahoma SoonerCare members that have not been enrolled in the past 6 months.	
Adult	11,268
Child	8,199
<b>Total</b>	<b>19,467</b>

### CHIP Breakdown of Total Enrollment

Members qualifying for SoonerCare (Medicaid) eligibility under the CHIP program are under age 19 and have income between the maximum for standard eligibility and the expanded Federal Poverty Level (FPL) income guidelines.

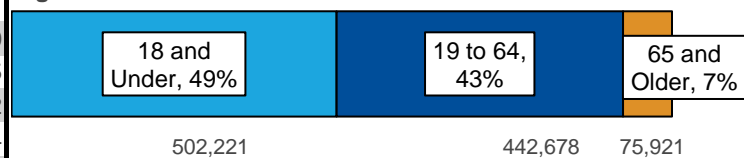
Age Breakdown	% of FPL	CHIP Enrollees
INSURE OK DEPENDENTS (ESI)		231
PRENATAL		2,710
INFANT	170% to 210%	445
1 to 5	152% to 210%	4,712
6 to 13	116% to 210%	15,134
14-18	66% to 210%	15,541
<b>Total</b>		<b>38,773</b>

### Race Breakdown of Total Enrollment

	Children	Adults	Percent	Pregnant Women
American Indian	58,561	45,493	10%	4,004
Asian or Pacific Islander	14,057	12,641	3%	967
Black or African American	57,780	57,951	11%	3,335
Caucasian	300,274	315,674	60%	21,044
Two or More Races	70,917	29,212	10%	2,791
Declined To Answer	31,470	26,790	6%	2,431
Hispanic or Latino	127,145	48,847	17%	8,138

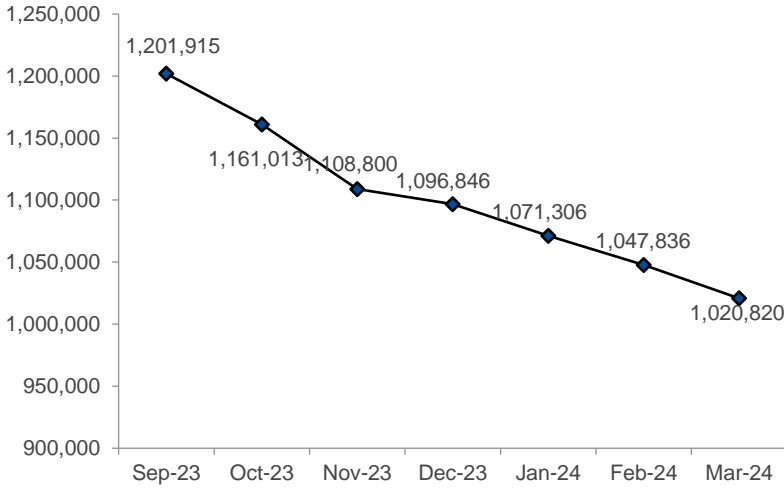
Race is self-reported by members at the time of enrollment. The two or more race members have selected two or more races. Hispanic or Latino is an ethnicity, not a race. Hispanics or Latinos can be any race and are accounted for in the race category above. Pregnant women includes CHIP Prenatal.

### Age Breakdown of Total Enrollment

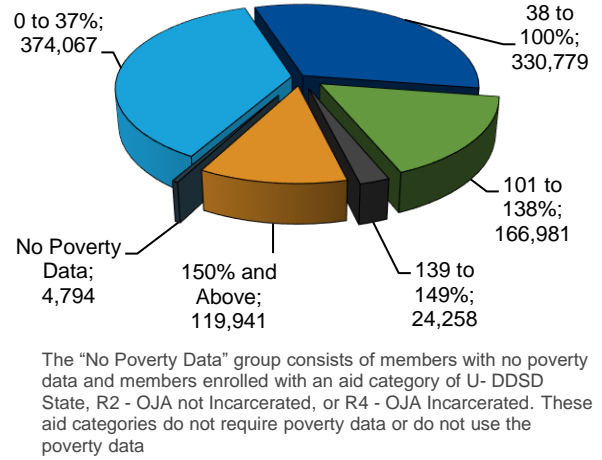


Data was compiled by the Office of Data Governance and Analytics as of the report date and is subject to change. Numbers frequently change due to certifications occurring after the data is extracted and other factors. This report is based on data within the system prior to the report date. A majority of the data is a "point in time" representation of the specific report month and is not cumulative. Unless stated otherwise, CHILD is defined as an individual under the age of 21.

**Total Enrollment Trend**



**Percent of Federal Poverty Levels Totals**



## SoonerSelect Health Plans Launch April 1: What Members Need to Know

Oklahoma City, OK – Beginning April 1, more than half of the Oklahomans who use SoonerCare will have their health care needs covered by SoonerSelect, the new comprehensive health delivery system for SoonerCare members. Members can now begin using their new coverage and value-added benefits that promote health and wellness both inside and outside of the doctor’s office.”

Articles continues here: [SoonerSelect Health Plans Launch April 1: What Members Need to Know \(oklahoma.gov\)](https://www.oklahoma.gov/soonerselect)

Data was compiled by the Office of Data Governance and Analytics as of the report date and is subject to change. Numbers frequently change due to certifications occurring after the data is extracted and other factors. This report is based on data within the system prior to the report date. A majority of the data is a "point in time" representation of the specific report month and is not cumulative. Unless stated otherwise, CHILD is defined as an individual under the age of 21.