

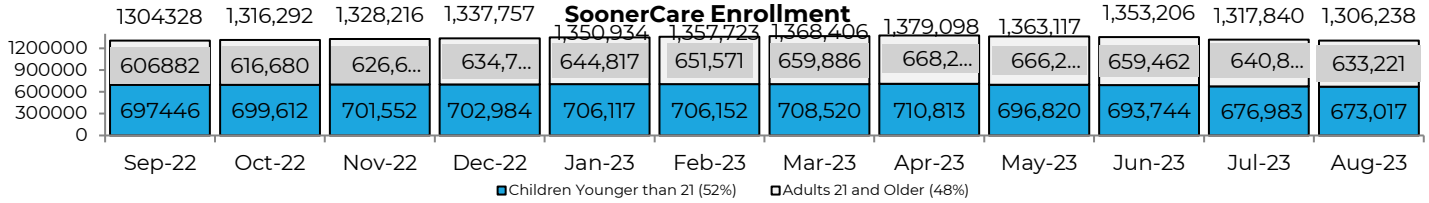
Behavioral Health Fast Facts

August 2023

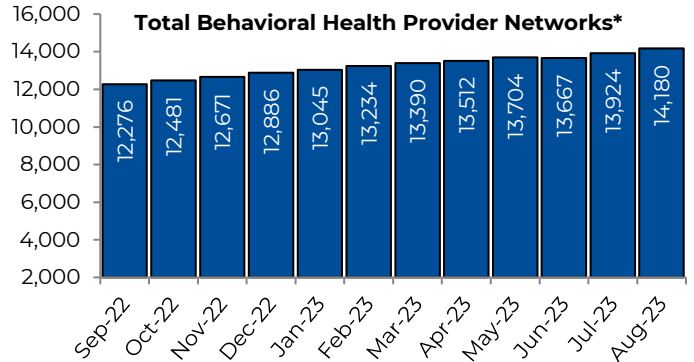
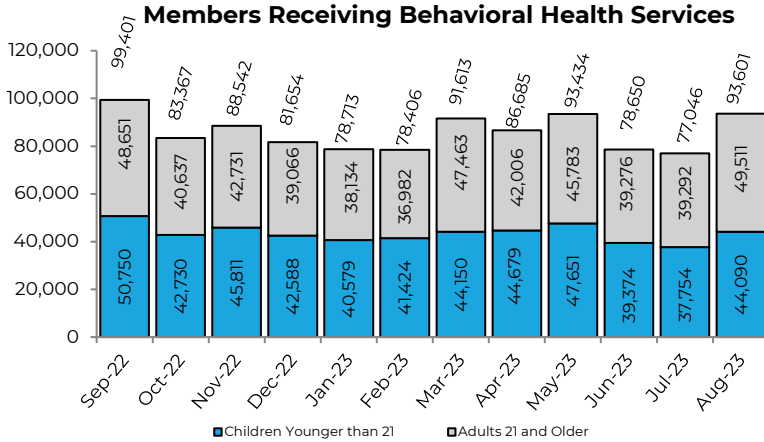


OKLAHOMA
Health Care Authority

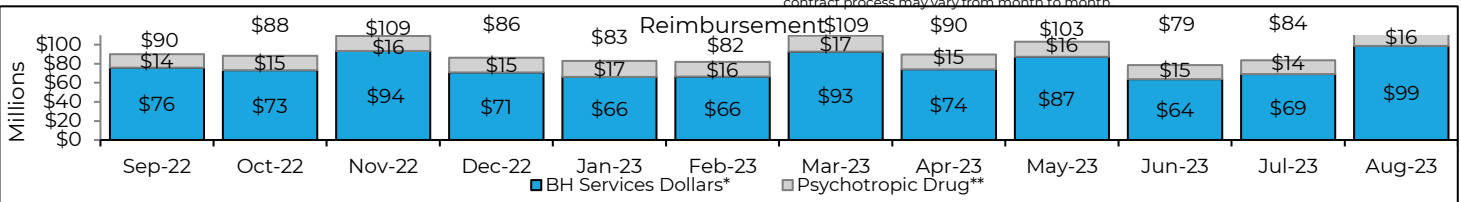
OHCA's **Behavioral Health Program** provides a behavioral health care benefit for adults 21 years of age and older and children under 21 years of age who are enrolled in SoonerCare (Traditional & Choice) programs.



Notes: The enrollment numbers are SoonerCare only. Insured Oklahoma is excluded, all other figures include both SoonerCare & IP. The increase in enrollment beginning in January 2014 was by majority due to the requirement to maintain coverage through March 2014.



*Effective Feb 2017 total Behavioral Health Provider Networks include Behavioral Health Provider, Psychiatric Hospital, RTC (Residential Treatment Center), Psychiatrist, and RBMS (Residential Behavior Management Services). Provider Networks are comprised of providers who are contracted to provide health care services by locations, programs, types, and specialties. Providers are being counted multiple times if they have multiple locations, programs, types, and/or specialties. Provider contract process may vary from month to month.



*Totals may not sum correctly due to rounding calculations.

**Prescription claims that are not coded with diagnostic information and drugs used to treat behavioral health conditions may be used for some physical health conditions as well. This figure includes all uses of the drug included within behavioral health categories.

Category of Service	Children Younger than 21			Adults 21 and Older		
	Reimbursement	Members Served*	Average per Member	Reimbursement	Members Served*	Average per Member
Inpatient (Acute-General)	\$316,614	94	\$3,368	\$1,622,132	411	\$3,947
Inpatient (Acute-Freestanding)	\$3,828,073	671	\$5,705	\$2,507,750	556	\$4,510
Psychiatric Residential Treatment Facility (PRTF)						
Outpatient	\$24,810,684	37,548	\$661	\$34,934,923	42,359	\$825
Psychologist	\$1,091,766	3,238	\$337	\$442,037	1,522	\$290
Psychiatrist	\$543,792	3,286	\$165	\$782,666	6,051	\$129
Residential Behavior Mgmt Services (Group)	\$1,183,200	303	\$3,905			
Residential Behavior Mgmt Services (TFC) (Therapeutic Foster Care)	\$334,002	121	\$2,760			
SMI/SED Case Management	\$489,936	5,499	\$89	\$236,289	3,026	\$78
Other OP Behavioral Hlth Services	\$71,387	158	\$452	\$616,789	1,360	\$454
Health Homes						
CCBHC	\$12,723,888	11,904	\$1,069	\$12,075,488	11,804	\$1,023
Total** (Unduplicated)	\$45,393,343	44,090	\$1,030	\$53,218,075	49,511	\$1,075

*Behavioral Health Services Reimbursement is based on category of service. It does not include diagnosis information, which may not include all the expenses related to behavioral health services. Behavioral Health Services Reimbursement average 9% (as of SFY 2011) of the overall annual SoonerCare budget (excluding Psychotropic Drugs). *There were no adjustments applied this month for the Adult Inpatient (Acute -

**The Total is an unduplicated count, members are only being counted once. Member Served counts members multiple times if they have multiple Category of Services, however, they are only counted once under each Reporting of figures are based on the final payment date of the claims. Trends from month to month vary due to sporadic billing, or Provider contract process.

This publication is authorized by the Oklahoma Health Care Authority in accordance with state and federal regulations. OHCA is in compliance with Title VI and Title VII of the Civil Rights Act and the Rehabilitation Act of 1973. For additional copies, you can go online to OHCA's website www.okhca.org/research/data. The Oklahoma Health Care Authority does not discriminate on the basis of race, color, national origin, gender, religion, age or disability in employment or the provision of services. The data was compiled by Office of Data Governance & Analytics and is valid as of the report date and is subject to change.