

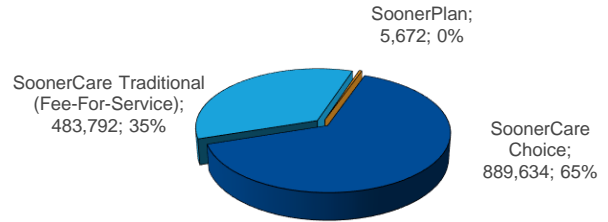
SoonerCare Fast Facts

May 2023

TOTAL ENROLLMENT – OKLAHOMA SOONERCARE (MEDICAID)

Qualifying Group	Age Group	Enrollment	% of Total
Aged/Blind/Disabled	Child	17,849	1.29%
Aged/Blind/Disabled	Adult	154,124	11.18%
Children/Parents	Child	659,966	47.85%
Children/Parents	Adult	129,155	9.37%
Expansion	Adult	379,264	27.50%
Other	Child	243	0.02%
Other	Adult	31,274	2.27%
Oklahoma Cares (Breast and Cervical Cancer)		502	0.04%
SoonerPlan (Family Planning)		5,672	0.41%
TEFRA		1,048	0.08%

Delivery System Breakdown of Total Enrollment



Total Enrollment	1,379,097	Adults	668,285	48%
		Children	710,813	52%

OTHER Group includes—DDSD State-PKU-Q1-Q2-Refugee--SLMB--Soon to be Sooners (STBS) and TB patients. The Total Enrollment figure makes up 749,300 cases. A case is used to group members of the same family living in the same household.

For more information go to www.okhca.org under Individuals then to Programs. Insure Oklahoma members are NOT included in the figures above.

Unless stated otherwise, CHILD is defined as an individual under the age of 21.

Note that all subsequent figures are groups within the above total enrollment numbers (except Insure Oklahoma). SoonerPlan members are not entitled to the full scope of benefits, only family planning services are covered.

The Insure Oklahoma is a program to assist qualifying small business owners, employees & their spouses (Employer-Sponsored Insurance- ESI) with health insurance premiums and some individual Oklahomans (Individual Plan-IP) with limited health coverage.

www.insureoklahoma.org

New Enrollees

Oklahoma SoonerCare members that have not been enrolled in the past 6 months.

Adult	9,866
Child	6,070
Total	15,936

CHIP Breakdown of Total Enrollment

Members qualifying for SoonerCare (Medicaid) eligibility under the CHIP program are under age 19 and have income between the maximum for standard eligibility and the expanded Federal Poverty Level (FPL) income guidelines.

Age Breakdown	% of FPL	CHIP Enrollees
INSURE OK DEPENDENTS (ESI)		349
PRENATAL		2,560
INFANT	170% to 210%	1,938
1 to 5	152% to 210%	19,406
6 to 13	116% to 210%	59,604
14-18	66% to 210%	61,058
Total		144,915

Other Enrollment Facts

Total Monthly Enrollment (Including Insure Oklahoma) - 1,388,696

Unduplicated Enrollment SFY (July through report month including Insure Oklahoma) - 1,440,424

Other Breakdowns of Total Enrollment

Oklahoma SoonerCare (Medicaid) members residing in a long-term care facility - 14,156

Oklahoma persons enrolled in both Medicare and Medicaid (Dual Enrollees) - 137,618

SoonerCare (Medicaid) members enrolled in Home & Community-Based Services (HCBS) Waivers - 26,258

SoonerCare (Medicaid) members enrolled in Program of All-Inclusive Care for the Elderly (PACE) - 787

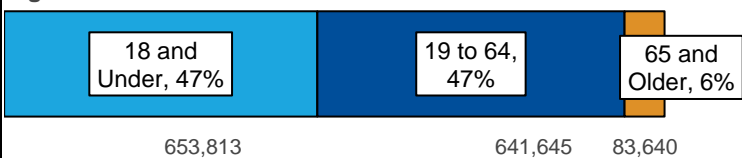
Small Businesses Enrolled in ESI	Employees w/ ESI	Individual Plan (IP) Members
2,891	9,598	0

Race Breakdown of Total Enrollment

	Children	Adults	Percent	Pregnant Women
American Indian	82,866	72,457	11%	4,601
Asian or Pacific Islander	17,859	15,779	2%	1,145
Black or African American	74,353	79,373	11%	4,298
Caucasian	404,213	425,041	60%	24,787
Two or More Races	87,034	38,176	9%	3,070
Declined To Answer	44,488	37,459	6%	2,858
Hispanic or Latino	165,370	67,591	17%	9,327

Race is self-reported by members at the time of enrollment. The two or more race members have selected two or more races. Hispanic or Latino is an ethnicity, not a race. Hispanics or Latinos can be any race and are accounted for in the race category above. Pregnant women includes CHIP Prenatal.

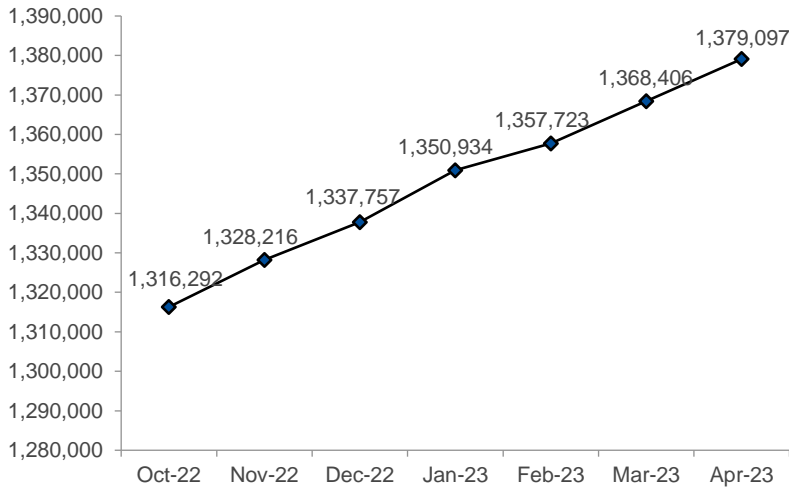
Age Breakdown of Total Enrollment



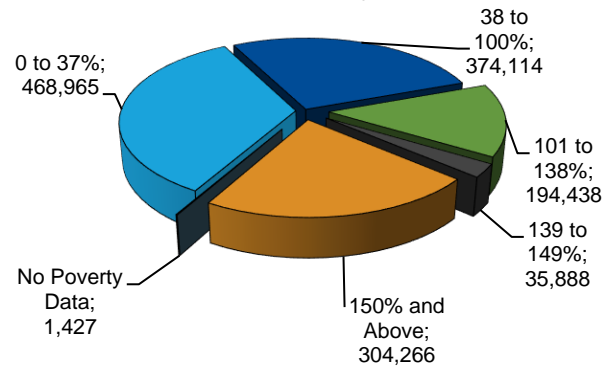
Data was compiled by the Office of Data Governance and Analytics as of the report date and is subject to change. Numbers frequently change due to certifications occurring after the data is extracted and other factors. This report is based on data within the system prior to the report date. A majority of the data is a "point in time" representation of the specific report month and is not cumulative. Unless stated otherwise, CHILD is defined as an individual under the age of 21.



Total Enrollment Trend



Percent of Federal Poverty Levels Totals



The "No Poverty Data" group consists of members with no poverty data and members enrolled with an aid category of U- DDSD State, R2 - OJA not incarcerated, or R4 - OJA incarcerated. These aid categories do not require poverty data or do not use the poverty data

Traylor Rains to serve on National Association of Medicaid Directors Board of Directors

Oklahoma City, OK – The National Association of Medicaid Directors (NAMD) Board of Directors has elected Oklahoma State Medicaid Director Traylor Rains to serve as a south region representative on its Board of Directors.

Rains will join 13 other Medicaid Directors, elected by their peers, to lead the association in increasing awareness about the impact of Medicaid and the Children’s Health Insurance Program (CHIP), as well as the role and expertise of Medicaid leaders to drive innovation and high performance of Medicaid and CHIP programs.

“I am honored to represent Oklahoma and eleven other southern states on the NAMD board,” said Rains. “This is an exciting opportunity to highlight the innovation happening in Oklahoma’s Medicaid program at the national level as well as help shape federal Medicaid policies.”

NAMD represents, elevates and supports state and territorial Medicaid leaders to deliver high-value services to the millions of people served by Medicaid and CHIP so they can achieve their best health and thrive in their communities.

The board is responsible for shaping and guiding the association’s mission, vision and objectives, as well as providing strategic and financial oversight of the association.

“We are proud to have Traylor serve in this role and on our team,” said Kevin Corbett, Secretary of Health and Mental Health and OHCA CEO. “His servant leadership style and passion for helping other is a natural fit with this national organization.”

Rains has 18 years of public service with the State of Oklahoma and has served in leadership roles at the Department of Mental Health & Substance Abuse Services and Department of Human Services. He was named State Medicaid Director in 2022. He is a graduate of Baylor University Law School.

Data was compiled by the Office of Data Governance and Analytics as of the report date and is subject to change. Numbers frequently change due to certifications occurring after the data is extracted and other factors. This report is based on data within the system prior to the report date. A majority of the data is a “point in time” representation of the specific report month and is not cumulative. Unless stated otherwise, CHILD is defined as an individual under the age of 21.