

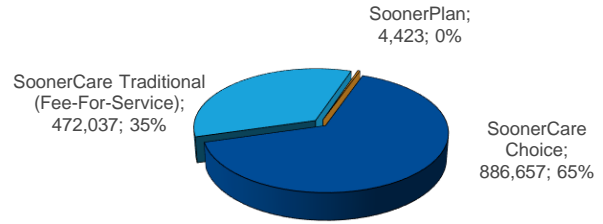
SoonerCare Fast Facts

May 2023

TOTAL ENROLLMENT – OKLAHOMA SOONERCARE (MEDICAID)

Qualifying Group	Age Group	Enrollment	% of Total
Aged/Blind/Disabled	Child	17,935	1.32%
Aged/Blind/Disabled	Adult	154,649	11.35%
Children/Parents	Child	646,878	47.46%
Children/Parents	Adult	127,943	9.39%
Expansion	Adult	377,872	27.72%
Other	Child	264	0.02%
Other	Adult	31,637	2.32%
Oklahoma Cares (Breast and Cervical Cancer)		467	0.03%
SoonerPlan (Family Planning)		4,423	0.32%
TEFRA		1,048	0.08%

Delivery System Breakdown of Total Enrollment



Total Enrollment	1,363,116	Adults	666,297	49%
		Children	696,820	51%

OTHER Group includes—DDSD State-PKU-Q1-Q2-Refugee--SLMB--Soon to be Sooners (STBS) and TB patients. The Total Enrollment figure makes up 744,600 cases. A case is used to group members of the same family living in the same household.

For more information go to www.okhca.org under Individuals then to Programs. Insure Oklahoma members are NOT included in the figures above.

Unless stated otherwise, CHILD is defined as an individual under the age of 21.

Note that all subsequent figures are groups within the above total enrollment numbers (except Insure Oklahoma). SoonerPlan members are not entitled to the full scope of benefits, only family planning services are covered.

The Insure Oklahoma is a program to assist qualifying small business owners, employees & their spouses (Employer-Sponsored Insurance- ESI) with health insurance premiums and some individual Oklahomans (Individual Plan-IP) with limited health coverage.

www.insureoklahoma.org

New Enrollees

Oklahoma SoonerCare members that have not been enrolled in the past 6 months.

Adult	8,963
Child	5,984
Total	14,947

CHIP Breakdown of Total Enrollment

Members qualifying for SoonerCare (Medicaid) eligibility under the CHIP program are under age 19 and have income between the maximum for standard eligibility and the expanded Federal Poverty Level (FPL) income guidelines.

Age Breakdown	% of FPL	CHIP Enrollees
INSURE OK DEPENDENTS (ESI)		281
PRENATAL		2,567
INFANT	170% to 210%	1,984
1 to 5	152% to 210%	20,057
6 to 13	116% to 210%	61,512
14-18	66% to 210%	63,726
Total		150,127

Other Enrollment Facts

Total Monthly Enrollment (Including Insure Oklahoma) - 1,371,766

Unduplicated Enrollment SFY (July through report month including Insure Oklahoma) - 1,455,465

Other Breakdowns of Total Enrollment

Oklahoma SoonerCare (Medicaid) members residing in a long-term care facility - 14,198

Oklahoma persons enrolled in both Medicare and Medicaid (Dual Enrollees) - 137,944

SoonerCare (Medicaid) members enrolled in Home & Community-Based Services (HCBS) Waivers - 26,533

SoonerCare (Medicaid) members enrolled in Program of All-Inclusive Care for the Elderly (PACE) - 788

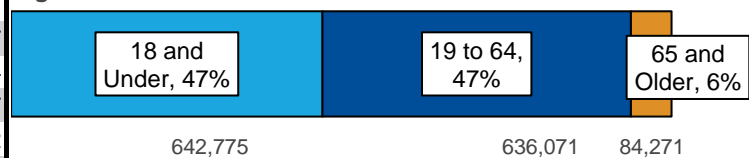
Small Businesses Enrolled in ESI	Employees w/ ESI	Individual Plan (IP) Members
2,875	8,649	0

Race Breakdown of Total Enrollment

	Children	Adults	Percent	Pregnant Women
American Indian	81,119	72,466	11%	4,715
Asian or Pacific Islander	17,656	15,767	2%	1,169
Black or African American	72,993	79,155	11%	4,415
Caucasian	395,538	423,300	60%	25,332
Two or More Races	86,093	38,071	9%	3,159
Declined To Answer	43,421	37,538	6%	2,914
Hispanic or Latino	163,274	67,295	17%	9,498

Race is self-reported by members at the time of enrollment. The two or more race members have selected two or more races. Hispanic or Latino is an ethnicity, not a race. Hispanics or Latinos can be any race and are accounted for in the race category above. Pregnant women includes CHIP Prenatal.

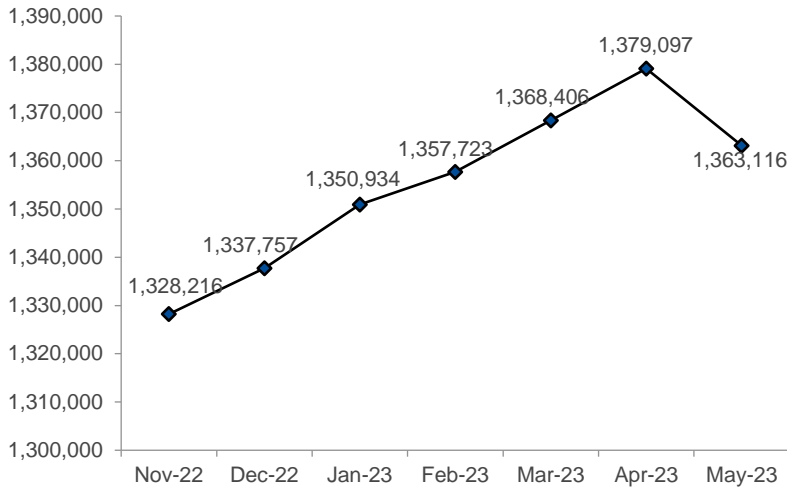
Age Breakdown of Total Enrollment



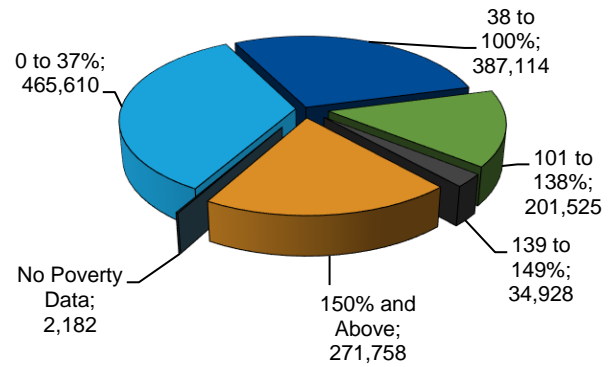
Data was compiled by the Office of Data Governance and Analytics as of the report date and is subject to change. Numbers frequently change due to certifications occurring after the data is extracted and other factors. This report is based on data within the system prior to the report date. A majority of the data is a "point in time" representation of the specific report month and is not cumulative. Unless stated otherwise, CHILD is defined as an individual under the age of 21.



Total Enrollment Trend



Percent of Federal Poverty Levels Totals



The "No Poverty Data" group consists of members with no poverty data and members enrolled with an aid category of U- DDSD State, R2 - OJA not incarcerated, or R4 - OJA incarcerated. These aid categories do not require poverty data or do not use the poverty data

OHCA Warns of Recent Member Scam Attempts

Oklahoma City, OK – The Oklahoma Health Care Authority warns members of recent scam attempts involving callers asking SoonerCare members for personal information over the phone.

These scam attempts may involve members receiving calls from a spoofed OHCA phone number. The scammer may claim the member needs to provide identifying information or that payment is owed to SoonerCare for medical services

OHCA will never ask for payment over the phone and will only ask for identifying information if a member has requested a callback.

OHCA is committed to member privacy and safety while ensuring Oklahomans have access to quality health care services. If members receive a call they believe could be fraudulent, they are encouraged to call the SoonerCare helpline at 800-987-7767 to confirm before revealing any personal information.

Data was compiled by the Office of Data Governance and Analytics as of the report date and is subject to change. Numbers frequently change due to certifications occurring after the data is extracted and other factors. This report is based on data within the system prior to the report date. A majority of the data is a "point in time" representation of the specific report month and is not cumulative. Unless stated otherwise, CHILD is defined as an individual under the age of 21.