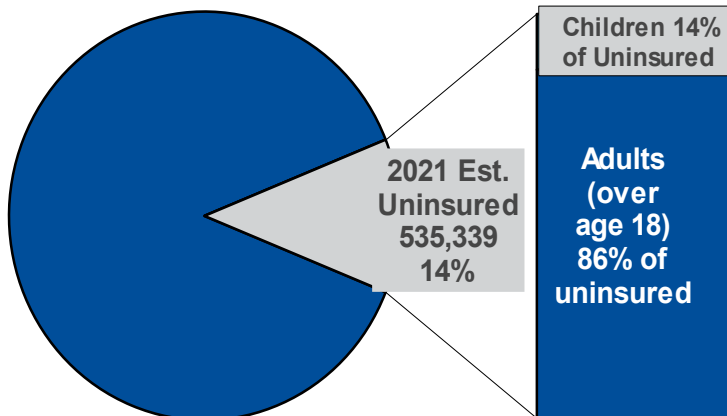


Oklahoma Uninsured Fast Facts CY2021



Below are the latest federal uninsured estimates for the state of Oklahoma. As the administrative agency of SoonerCare (Oklahoma Medicaid), the Oklahoma Health Care Authority constantly monitors the uninsured figures. Generally, our official source is the U.S. Census Bureau's American Community Survey, however, occasionally we are required to use other sources that provide alternate sub groupings such as employment, county, race, etc. For more detail you can go to www.okhca.org/research/data.

Oklahoma Total Population (CY2021)– 3,859,777
Total Oklahoma Uninsured (CY2021)– 535,339



Total Uninsured—Oklahoma & National Data

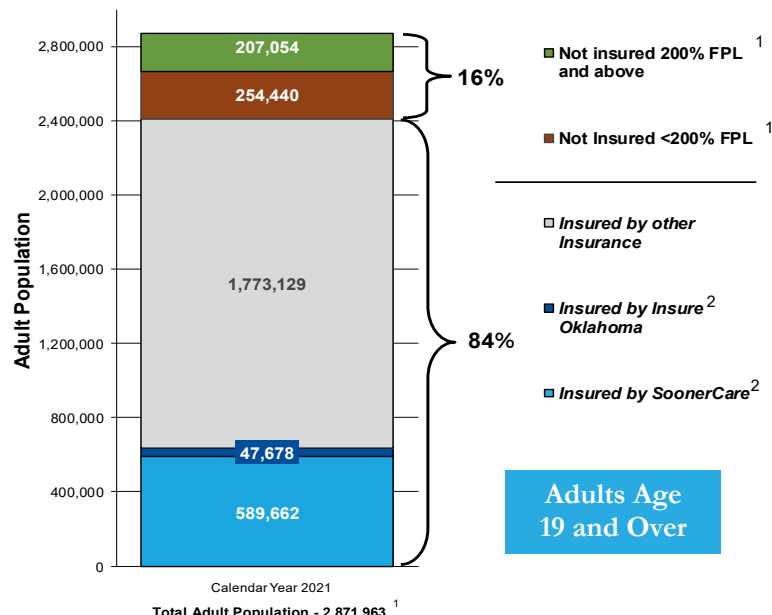
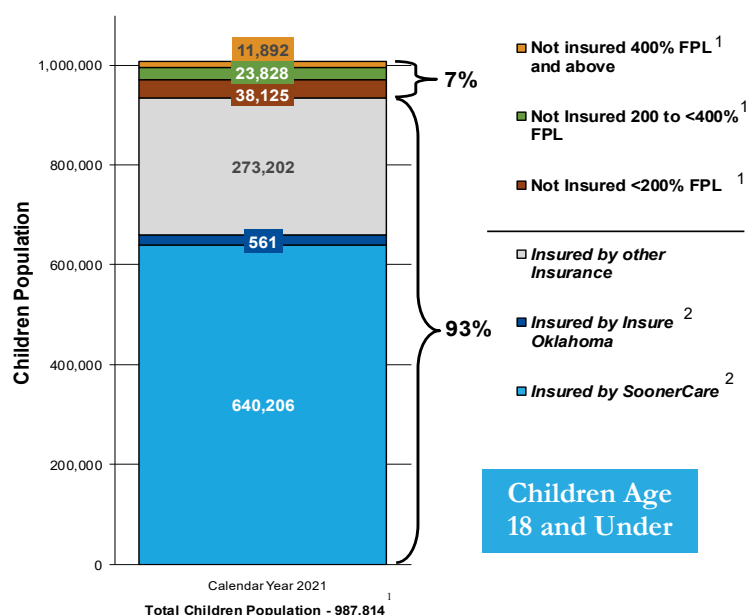
Oklahoma Uninsured CY2021		
Total	14%	of total OK population
Children (age 0-18)	7%	of OK Child population
Adults (over age 18)	16%	of OK Adult population
National Uninsured CY2021		
Total	9%	of total US population
Children (age 0-18)	5%	of US Child population
Adults (over age 18)	10%	of US Adult population

Uninsured By Federal Poverty Level and Age Range

Age Range	Total Estimated Oklahoma Population	Total Uninsured & Uninsured Percent of OK Population	Uninsured Under 100% of FPL	Uninsured Under 138% of FPL	Uninsured Under 200% of FPL	Uninsured Under 400% of FPL	Uninsured 400% & Over of FPL
Total	3,859,777	535,339 13.87%	143,089	197,903	292,565	455,816	535,339
0-18	987,814	73,845 7.48%	17,738	25,007	38,125	61,953	73,845
19-64	2,241,463	456,778 20.38%	123,866	171,130	252,038	390,182	456,778
65+	630,500	4,716 0.75%	1,485	1,766	2,402	3,681	4,716

Source: US Census Bureau, American Community Survey, Table B27016: HEALTH INSURANCE COVERAGE STATUS AND TYPE BY RATIO OF INCOME TO POVERTY LEVEL IN THE PAST 12 MONTHS BY AGE and Table HI05: HEALTH INSURANCE COVERAGE STATUS AND TYPE OF COVERAGE BY STATE AND AGE FOR ALL PEOPLE, 2021 data collected in 2022. Percentages are rounded.

Oklahoma Children and Adults By Federal Poverty Level and Health Insurance Status



Source: ¹US Census Bureau, American Community Survey, Table B27016: HEALTH INSURANCE COVERAGE STATUS AND TYPE BY RATIO OF INCOME TO POVERTY LEVEL IN THE PAST 12 MONTHS BY AGE, 2021 data collected in 2022. <https://data.census.gov/> ²Unduplicated OHCA Annual Enrollment, CY 2021.

Oklahoma Uninsured Fast Facts CY2021

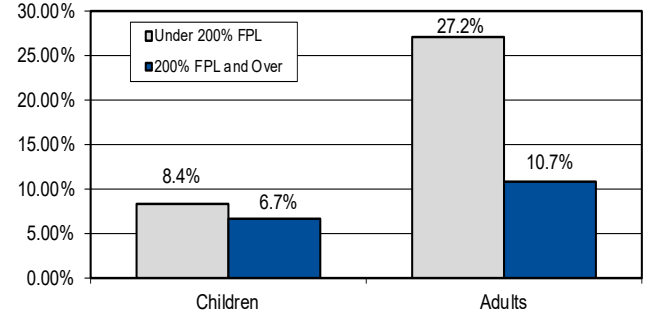


CY2021 Oklahoma Employee Health Insurance Coverage

2021 Oklahoma Employee Health Insurance Coverage Information. Private Sector Only	Oklahoma Business Size by Number of Employees		
	Under 50	50 - 99	100 & Over
Total Number of Employees	399,811	96,055	787,876
Calculated number of Employees in Businesses that DO NOT offer health insurance	153,128	10,641	7,038
Calculated number of employees that are not enrolled in health insurance in businesses that offer health insurance	118,408	41,006	301,164
Total Oklahoma private sector employees that are not covered by health insurance ¹	271,536	51,647	308,202
	67.9%	53.8%	39.1%

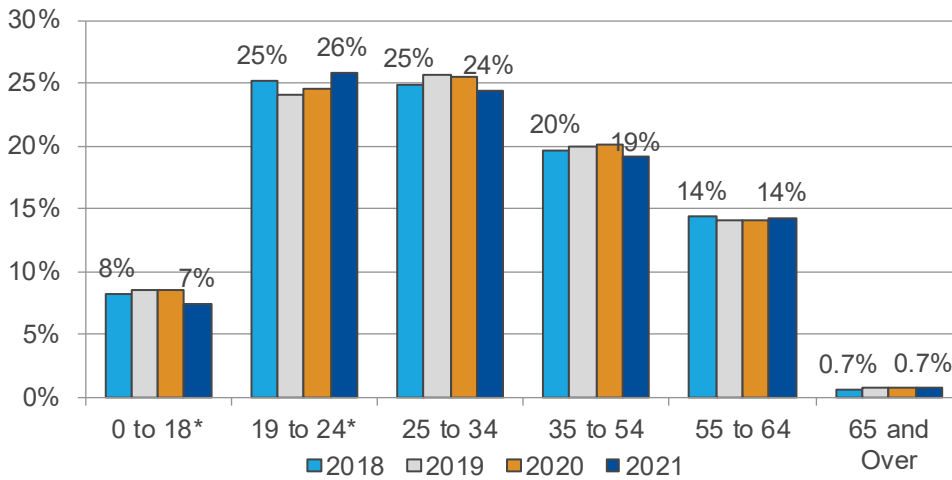
¹Not covered by employer insurance only.
Source: U.S. Dept. of Health and Human Services Medical Expenditure Panel Survey (MEPS), State of Oklahoma, private sector data by firm size, 2021 MEPS state-level tables: http://meps.ahrq.gov/mepsweb/data_stats/state_tables.jsp

Children and Adult Uninsured Rates by FPL in Oklahoma (CY2021)



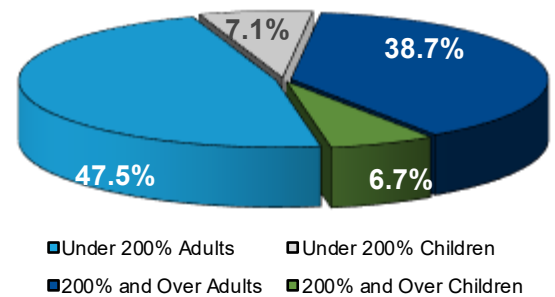
Source: US Census Bureau, American Community Survey, Table B27016: HEALTH INSURANCE COVERAGE STATUS AND TYPE BY RATIO OF INCOME TO POVERTY LEVEL IN THE PAST 12 MONTHS BY AGE, 2021 data collected in 2022.

Oklahoma Uninsured Rate By Age Range



Source: US Census Bureau, American Community Survey, Table B27001: HEALTH INSURANCE COVERAGE STATUS BY SEX BY AGE, 2021 data collected in 2022. *In 2017 the '0-17' changed to '0-18' and '18-24' changed to '19-24'. Previous year values still 0-17 and 18-24.

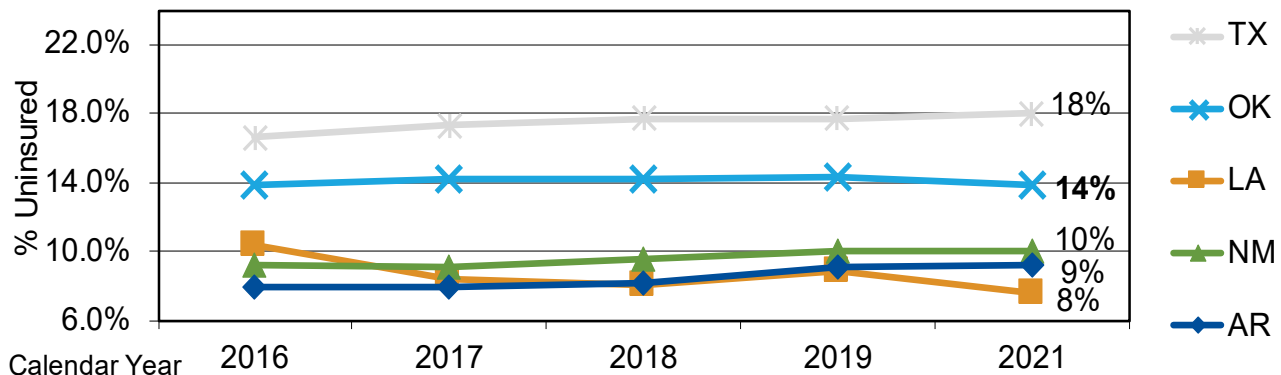
Distribution of Oklahoma's Uninsured Children and Adults by FPL (CY2021)



Source: US Census Bureau, American Community Survey, Table B27016: HEALTH INSURANCE COVERAGE STATUS AND TYPE BY RATIO OF INCOME TO POVERTY LEVEL IN THE PAST 12 MONTHS BY AGE, 2021 data collected in 2022.

Oklahoma Uninsured 5 State Regional Comparison

The Centers for Medicare & Medicaid Services (CMS) has divided the United States into regions. Oklahoma, Arkansas, Louisiana, New Mexico and Texas report to the CMS Region 6 office in Dallas, Texas.



Source: US Census Bureau, American Community Survey, Table S2701 - HEALTH INSURANCE COVERAGE STATUS, 2021 data collected in 2022. 1 Yr. Estimate unavailable for 2020.