

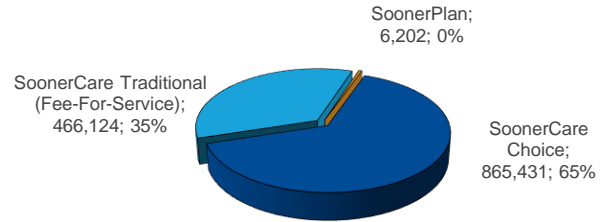
SoonerCare Fast Facts

December 2022

TOTAL ENROLLMENT – OKLAHOMA SOONERCARE (MEDICAID)

Qualifying Group	Age Group	Enrollment	% of Total
Aged/Blind/Disabled	Child	17,701	1.32%
Aged/Blind/Disabled	Adult	153,961	11.51%
Children/Parents	Child	651,921	48.73%
Children/Parents	Adult	120,076	8.98%
Expansion	Adult	354,394	26.49%
Other	Child	260	0.02%
Other	Adult	31,695	2.37%
Oklahoma Cares (Breast and Cervical Cancer)		518	0.04%
SoonerPlan (Family Planning)		6,202	0.46%
TEFRA		1,029	0.08%

Delivery System Breakdown of Total Enrollment



Total Enrollment	1,337,757	Adults	634,773	47%
		Children	702,984	53%

OTHER Group includes—DDSD State-PKU-Q1-Q2-Refugee--SLMB-Soon to be Sooners (STBS) and TB patients. The Total Enrollment figure makes up 723,973 cases. A case is used to group members of the same family living in the same household.

For more information go to www.okhca.org under Individuals then to Programs. Insure Oklahoma members are NOT included in the figures above.

Unless stated otherwise, CHILD is defined as an individual under the age of 21.

Note that all subsequent figures are groups within the above total enrollment numbers (except Insure Oklahoma). SoonerPlan members are not entitled to the full scope of benefits, only family planning services are covered.

The Insure Oklahoma is a program to assist qualifying small business owners, employees & their spouses (Employer-Sponsored Insurance- ESI) with health insurance premiums and some individual Oklahomans (Individual Plan-IP) with limited health coverage.

www.insureoklahoma.org

New Enrollees

Oklahoma SoonerCare members that have not been enrolled in the past 6 months.	
Adult	9,517
Child	5,918
Total	15,435

CHIP Breakdown of Total Enrollment

Members qualifying for SoonerCare (Medicaid) eligibility under the CHIP program are under age 19 and have income between the maximum for standard eligibility and the expanded Federal Poverty Level (FPL) income guidelines.

Age Breakdown	% of FPL	CHIP Enrollees
INSURE OK DEPENDENTS (ESI)		356
PRENATAL		3,324
INFANT	170% to 210%	2,002
1 to 5	152% to 210%	19,591
6 to 13	116% to 210%	56,276
14-18	66% to 210%	57,122
Total		138,671

Other Enrollment Facts

Total Monthly Enrollment (Including Insure Oklahoma) - 1,347,630

Unduplicated Enrollment SFY (July through report month including Insure Oklahoma) - 1,375,779

Other Breakdowns of Total Enrollment

Oklahoma SoonerCare (Medicaid) members residing in a long-term care facility - 13,904

Oklahoma persons enrolled in both Medicare and Medicaid (Dual Enrollees) - 137,091

SoonerCare (Medicaid) members enrolled in Home & Community-Based Services (HCBS) Waivers - 25,836

SoonerCare (Medicaid) members enrolled in Program of All-Inclusive Care for the Elderly (PACE) - 761

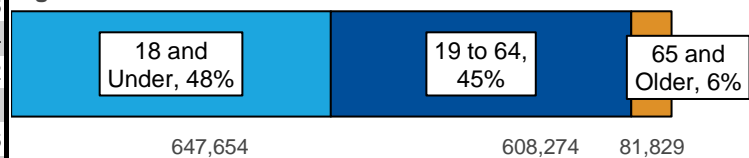
Small Businesses Enrolled in ESI	Employees w/ ESI	Individual Plan (IP) Members
3,050	9,873	0

Race Breakdown of Total Enrollment

	Children	Adults	Percent	Pregnant Women
American Indian	82,367	68,557	11%	2,844
Asian or Pacific Islander	17,348	14,663	2%	794
Black or African American	73,793	75,925	11%	3,208
Caucasian	400,090	405,810	60%	17,319
Two or More Races	85,268	36,158	9%	2,011
Declined To Answer	44,118	33,660	6%	2,177
Hispanic or Latino	162,749	62,594	17%	7,023

Race is self-reported by members at the time of enrollment. The two or more race members have selected two or more races. Hispanic or Latino is an ethnicity, not a race. Hispanics or Latinos can be any race and are accounted for in the race category above. Pregnant women includes CHIP Prenatal.

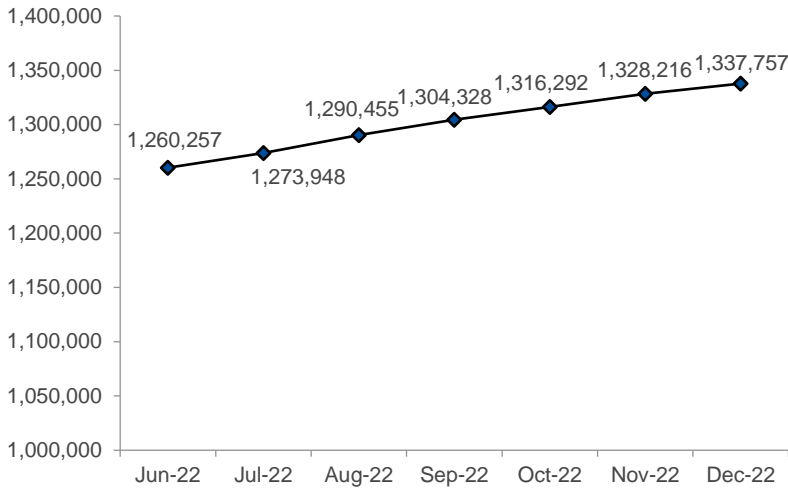
Age Breakdown of Total Enrollment



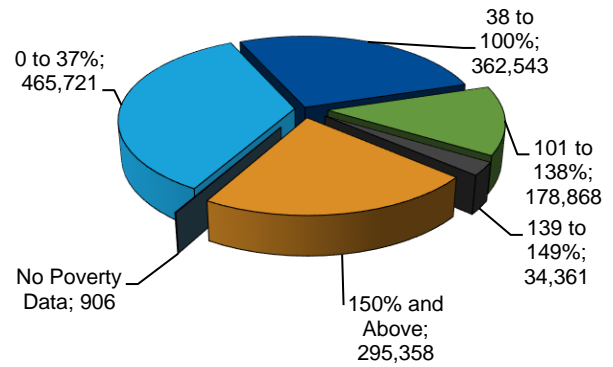
Data was compiled by the Office of Data Governance and Analytics as of the report date and is subject to change. Numbers frequently change due to certifications occurring after the data is extracted and other factors. This report is based on data within the system prior to the report date. A majority of the data is a "point in time" representation of the specific report month and is not cumulative. Unless stated otherwise, CHILD is defined as an individual under the age of 21.



Total Enrollment Trend



Percent of Federal Poverty Levels Totals



The "No Poverty Data" group consists of members with no poverty data and members enrolled with an aid category of U- DDSD State, R2 - OJA not incarcerated, or R4 - OJA incarcerated. These aid categories do not require poverty data or do not use the poverty data

Oklahoma Ranks Among the Best in the Nation for Medicaid Eligibility and Claims Payment Accuracy

Oklahoma City, OK – The Oklahoma Health Care Authority recently completed a 2022 Payment Error Rate Measurement (PERM) review with the Centers for Medicare & Medicaid Services (CMS). PERM issues an error rate that measures how accurately state Medicaid programs process claims and determine eligibility. Oklahoma’s 2022 PERM error rate was 1.95%, which was the second lowest rate in the nation and is significantly below the national average of 15.62%.

“OHCA prioritizes compliance and fiscal responsibility to ensure every dollar we spend goes toward authorized services for eligible members,” said OHCA CEO, Kevin Corbett. “I am proud of the commitment of our team to protecting taxpayer funds, while providing members swift access quality care.” The PERM program uses a 17-state, three-year rotation cycle for measuring improper payments and ineligibility. Each state is measured once every three years. Oklahoma is a Cycle 1 state, measured in 2022 and will be measured again in 2025.

SoonerCare Eligibility Determination

SoonerCare applications are processed by validating an applicant's data through several eligibility requirements and information exchanges built into the electronic application. The application process instantly provides a decision regarding the applicant's eligibility. SoonerCare processes between 20,000 and 30,000 applications per month. Oklahoma was the only state to process and conduct 100% of applications in less than 24 hours during the first three months of 2022.

Throughout the member's eligibility, OHCA performs a system of checks, data exchanges, and audits to ensure reported eligibility information is accurate. The eligibility error rate for 2022 was 1.95%.

OHCA's claims processing system contains an extensive set of edits used to ensure the accuracy of claims before payment. OHCA utilizes control processes such as prior authorizations, suspended claim reviews, post payment

Data was compiled by the Office of Data Governance and Analytics as of the report date and is subject to change. Numbers frequently change due to certifications occurring after the data is extracted and other factors. This report is based on data within the system prior to the report date. A majority of the data is a "point in time" representation of the specific report month and is not cumulative. Unless stated otherwise, CHILD is defined as an individual under the age of 21.