

Dental Fast Facts

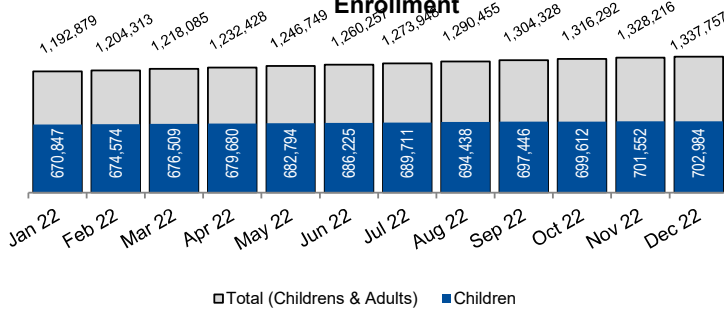
October - December 2022



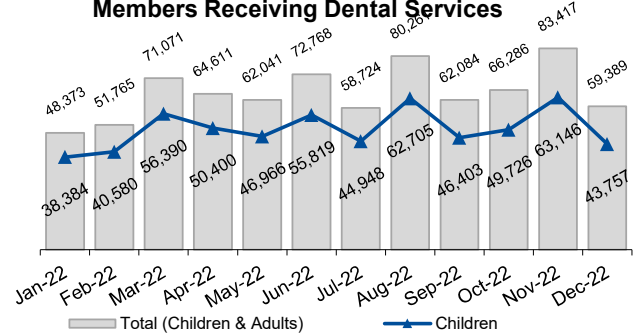
OKLAHOMA
Health Care Authority

OHCA's Dental Program provides a dental care benefit for adults 21 years of age and older and children under 21 years of age who are enrolled in SoonerCare (Traditional & Choice) program. Services for adults are limited to: Emergency Extractions, Smoking and Tobacco Use Cessation Counseling and Medical and Surgical services. The program provides the basic medically necessary treatment for children. Providers must have prior authorization for certain specified services before delivery of that service, unless the service is provided on an emergency basis. Beginning 7/2/21, adults are also eligible for preventive care including cleanings, fluoride, and periodontal scaling; exams; x-rays; restorative care (fillings); partial and full dentures.

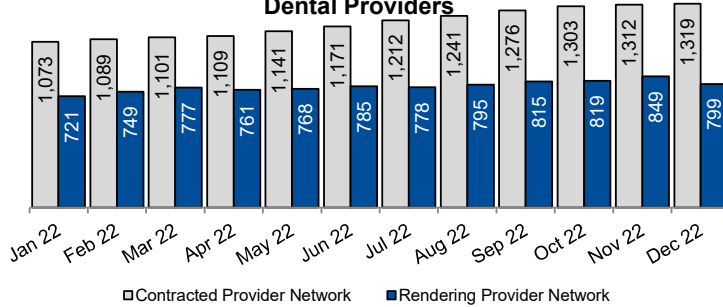
SoonerCare & Insure Oklahoma (Individual Plan) Enrollment



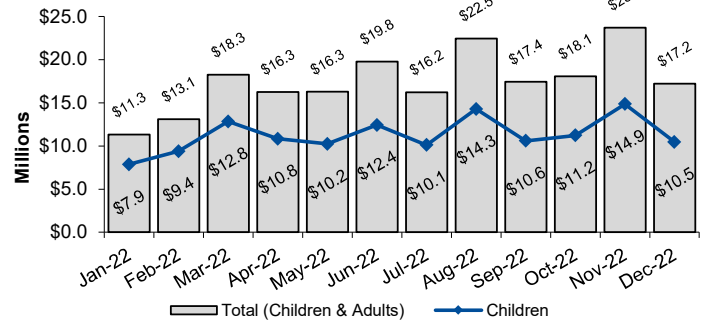
Members Receiving Dental Services



Dental Providers



Dental Services Reimbursement



Dental Services Paid for the Quarter October - December 2022	Children (Under Age 21)			Total (Children and Adults)		
	Category of Services***	Number of Services**	Members Served*	Average Number Services per Member	Number of Services**	Members Served*
Adjunctive General Services (Consultation, Miscellaneous Services)	46,195	31,654	1.5	48,751	32,351	1.5
Diagnostic (Examinations, Imaging)	322,810	118,747	2.7	436,121	150,471	2.9
Endodontics (Root Canals, Endodontics, Apexification)	19,861	9,119	2.2	19,915	9,159	2.2
Oral & Maxillofacial Surgery (Extractions, Surgical Procedures)	34,465	14,385	2.4	104,461	28,130	3.7
Orthodontics (Interceptive, Comprehensive)	3,891	3,877	1.0	3,891	3,877	1.0
Periodontics (Non-Surgical)	181	104	1.7	9,102	4,050	2.2
Preventive (Prophylaxis, Fluoride, Preventive Services)	230,133	106,191	2.2	249,116	119,953	2.1
Prosthodontics - Fixed (Connected permanent crowns)				35	9	3.9
Prosthodontics - Removable (Partial Dentures)	81	60	1.4	13,950	7,642	1.8
Restorative (Fillings, Crowns)	110,746	31,412	3.5	143,679	41,479	3.5
Total* (Unduplicated)	768,363	138,067	5.6	1,029,021	181,985	5.7

* The Total is an unduplicated count; members are only being counted once. Members Served counts members multiple times if they have multiple Category of Services.
 ** Claims with multiple services will be counted multiple times.
 *** Other categories of services are not included.

This publication is authorized by the Oklahoma Health Care Authority in accordance with state and federal regulations. OHCA is in compliance with Title VI and Title VII of the 1964 Civil Rights Act and the Rehabilitation Act of 1973. For Additional copies, you can go online to OHCA's website www.okhca.org/research/data. The Oklahoma Health Care Authority does not discriminate on the basis of race, color, national origin, gender, religion, age or disability in employment or the provision of services. Data was compiled by Office of Data Governance & Analytics and is subjected to change.