

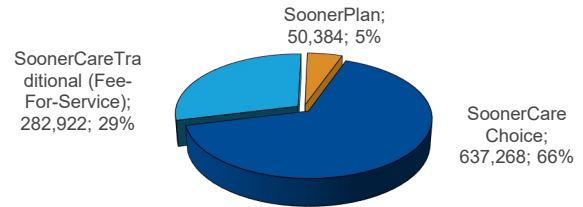
SoonerCare Fast Facts

May 2021

TOTAL ENROLLMENT – OKLAHOMA SOONERCARE (MEDICAID)

Qualifying Group	Age Group	Enrollment	% of Total
Aged/Blind/Disabled	Child	17,775	1.83%
Aged/Blind/Disabled	Adult	145,808	15.02%
Children/Parents	Child	608,475	62.69%
Children/Parents	Adult	117,735	12.13%
Other	Child	341	0.04%
Other	Adult	28,591	2.95%
Oklahoma Cares (Breast and Cervical Cancer)		566	0.06%
SoonerPlan (Family Planning)		50,384	5.19%
TEFRA		899	0.09%

Delivery System Breakdown of Total Enrollment



Other Enrollment Facts

Total Monthly Enrollment (Including Insure Oklahoma) - 1,010,909

Unduplicated Enrollment SFY (July through report month including Insure Oklahoma) - 1,056,925

Other Breakdowns of Total Enrollment

Oklahoma SoonerCare (Medicaid) members residing in a long-term care facility - 13,277

Oklahoma persons enrolled in both Medicare and Medicaid (Dual Enrollees) - 124,389

SoonerCare (Medicaid) members enrolled in Home & Community-Based Services (HCBS) Waivers - 23,906

SoonerCare (Medicaid) members enrolled in Program of All-Inclusive Care for the Elderly (PACE) - 688

Total Enrollment	970,574	Adults	341,641	35%
		Children	628,933	65%

OTHER Group includes—DDSD State-PKU-Q1-Q2-Refugee--SLMB--Soon to be Sooners (STBS) and TB patients. The Total Enrollment figure makes up 517,461 cases. A case is used to group members of the same family living in the same household.

For more information go to www.okhca.org under Individuals then to Programs. Insure Oklahoma members are NOT included in the figures above.

Unless stated otherwise, CHILD is defined as an individual under the age of 21.

Note that all subsequent figures are groups within the above total enrollment numbers (except Insure Oklahoma). SoonerPlan members are not entitled to the full scope of benefits, only family planning services are covered.

The Insure Oklahoma is a program to assist qualifying small business owners, employees & their spouses (Employer-Sponsored Insurance- ESI) with health insurance premiums and some individual Oklahomans (Individual Plan-IP) with limited health coverage.

www.insureoklahoma.org

Small Businesses Enrolled in ESI	Employees w/ ESI	Individual Plan (IP) Members
3,679	15,765	24,591

New Enrollees	
Oklahoma SoonerCare members that have not been enrolled in the past 6 months.	
Adult	6,768
Child	6,616
Total	13,384

CHIP Breakdown of Total Enrollment

Members qualifying for SoonerCare (Medicaid) eligibility under the CHIP program are under age 19 and have income between the maximum for standard eligibility and the expanded Federal Poverty Level (FPL) income guidelines.

Age Breakdown	% of FPL	CHIP Enrollees
INSURE OK DEPENDENTS (ESI)		356
PRENATAL		3,906
INFANT	170% to 210%	1,794
1 to 5	152% to 210%	19,303
6 to 13	116% to 210%	57,772
14-18	66% to 210%	56,620
Total		139,751

Race Breakdown of Total Enrollment

	Children	Adults	Percent	Pregnant Women
American Indian	72,902	28,235	10%	4,208
Asian or Pacific Islander	13,882	6,589	2%	813
Black or African American	67,132	45,286	12%	3,857
Caucasian	360,877	229,983	61%	20,636
Two or More Races	73,954	20,234	10%	2,393
Declined To Answer	40,186	11,314	5%	2,158
Hispanic or Latino	145,268	29,754	18%	7,444

Race is self-reported by members at the time of enrollment. The two or more race members have selected two or more races. Hispanic or Latino is an ethnicity, not a race. Hispanics or Latinos can be any race and are accounted for in the race category above. Pregnant women includes CHIP Prenatal.

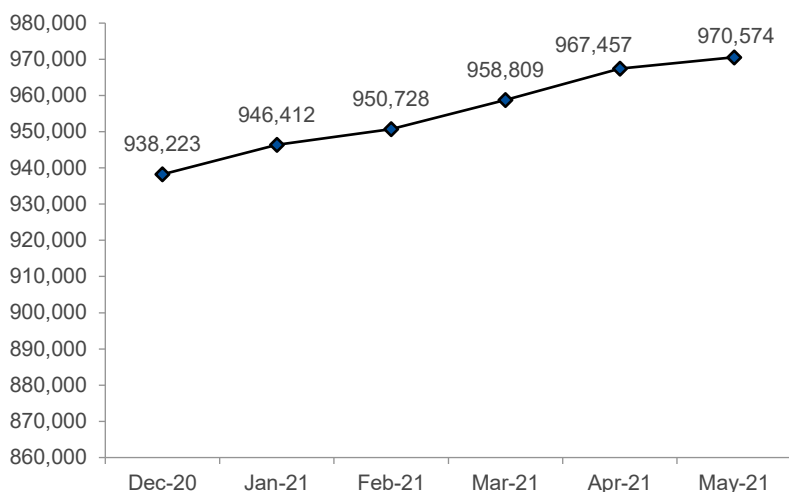
Age Breakdown of Total Enrollment



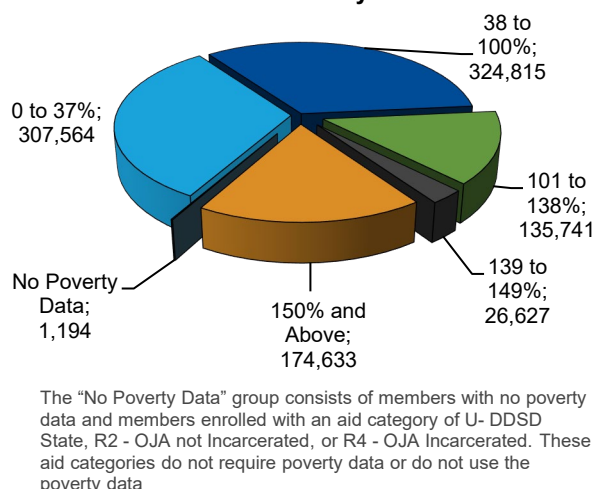
Data was compiled by the Office of Data Governance and Analytics as of the report date and is subject to change. Numbers frequently change due to certifications occurring after the data is extracted and other factors. This report is based on data within the system prior to the report date. A majority of the data is a "point in time" representation of the specific report month and is not cumulative. Unless stated otherwise, CHILD is defined as an individual under the age of 21.



Total Enrollment Trend



Percent of Federal Poverty Levels Totals



OHCA Provides Expansion Data Update

Oklahoma Health Care Authority is nearing 100,000 Oklahomans (breakdown attached) approved for SoonerCare benefits through Medicaid expansion. OHCA staff have been working diligently to answer Oklahomans inquiries regarding the newly eligible SoonerCare population. OHCA CEO, Kevin Corbett, said the high amount of members now eligible for SoonerCare through Medicaid expansion was anticipated.

"We reprocessed applications from Oklahomans who applied over the past 90 days on their behalf. These are Oklahomans who did not qualify for SoonerCare. We also transitioned qualifying members from existing programs such as Insure Oklahoma and low income adults (parent caretakers)," said Corbett. "Transitioning these existing members will result in larger federal match."

According to today's report, out of the total amount of Oklahomans enrolled in SoonerCare through Medicaid expansion, 12,384 are considered to be new applicants. These are not Oklahomans who were reprocessed or transitioned from another program.

Corbett said, "The increase will slow now that reprocessing those applications and transitioning those members is complete, and we are confident in our initial expansion enrollment estimates."

Benefits for those who qualify will begin on July 1, 2021, and will include medical and limited dental and vision benefits categorized as SoonerCare Traditional. Benefits can be reviewed at www.oklahoma.gov/ohca. Those currently receiving Medicare benefits do not qualify for Medicaid benefits through expansion.

Oklahomans should gather their documents ahead of time, then apply at www.mysooner.org or by calling 800-987-7767. Those who apply by phone or online will receive notification of their status immediately. Those who choose to print off the application, available in English and Spanish, will have a 14-21 day wait time. All approved applicants will receive a letter by mail.

Data was compiled by the Office of Data Governance and Analytics as of the report date and is subject to change. Numbers frequently change due to certifications occurring after the data is extracted and other factors. This report is based on data within the system prior to the report date. A majority of the data is a "point in time" representation of the specific report month and is not cumulative. Unless stated otherwise, CHILD is defined as an individual under the age of 21.