

SoonerCare Children Fast Facts

June 2021



OKLAHOMA
Health Care Authority

Children age 18 and younger are the largest number of enrollees in the SoonerCare program, at approximately 61 percent. All children enrolled under the SoonerCare program can receive a vast array of treatment and services such as inpatient and outpatient hospital, dental, behavioral health, prescribed drugs, and child health services. For more information go to our website at www.okhca.org.

SoonerCare Children Breakdown

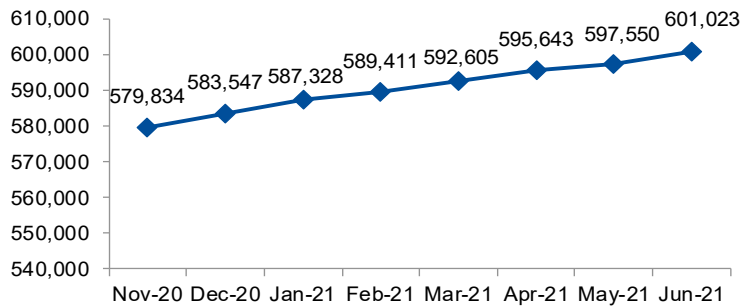
Qualifying Group	Enrollment by Age Group						
	Total	Under 1	1 - 2	3 - 5	6 - 9	10 - 14	15 - 18
Aged/Blind/Disabled (ABD)	15,265	87	429	1,314	3,055	5,549	4,831
Children in the Children/Parents Group	584,747	32,295	67,659	98,360	126,845	153,676	105,912
Other	115	2	2	1	2	3	105
TEFRA	896	8	64	162	286	246	130

OTHER Group includes—Family Planning-Refugee-Qualified Medicare Beneficiary-SLMB-DDSD Supported Living and TB patients. For more information go to www.okhca.org under Individuals and Programs. Insure Oklahoma members are NOT included in the figures above.

Total Child Enrollment 601,023 Males 306,688 Females 294,335

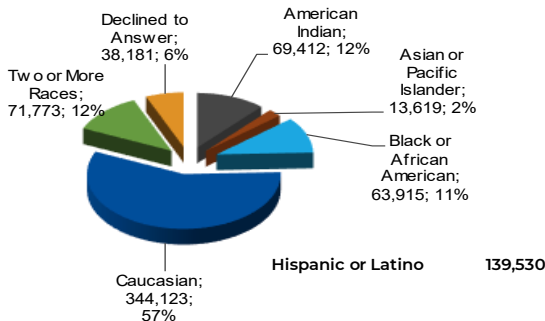
SFY2021 Enrollment Year to Date 615,636

Child Enrollment Trend



Jun-21 Enrollment: 601,023 Jun-20 Enrollment: 551,148 Change in Enrollment: 49,875

Race Breakdown of Child Enrollment

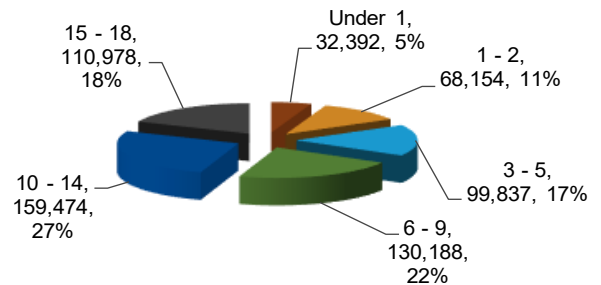


Race is self-reported by members at the time of enrollment. The Two or More Race members have selected two or more races. Hispanic or Latino is an ethnicity not a race. Hispanics or Latinos can be of any race and are accounted for in a race category above.

For this report CHILD is defined as an individual age 18 and younger. This publication is authorized by the Oklahoma Health Care Authority in accordance with state and federal regulations. OHCA is in compliance with the Title VI and Title VII of the 1964 Civil Rights Act and the Rehabilitation Act of 1973. For additional copies, you can go online to OHCA's web site www.okhca.org under Research/Statistics and Data (www.okhca.org/research/data). The Oklahoma Health Care Authority does not discriminate on the basis of race, color, national origin, gender, religion, age or disability in employment or the provision of services. Data was compiled by Office of Data Governance & Analytics as of the report date and is subject to change.

Children with Long-Term Care - 28
Children with Third Party Liability - 53,550
Child Dual Enrollees - 27

Age Breakdown of Child Enrollment



Delivery System Breakdown of Child Enrollment

Program	Enrollment	Percent
SoonerCare Traditional (Fee-For-Service)	103,471	17.2%
SoonerCare Choice	497,552	82.8%

Top 10 Paid Child Services Categorized as:	Members Served (Unduplicated)	Claims Paid	Amount Paid
Physician Services	135,000	383,396	\$30,948,010.74
Prescribed Drugs Services	127,840	260,090	\$30,428,698.31
Inpatient Services	4,589	5,101	\$26,813,317.79
Outpatient Services	42,349	51,877	\$18,693,214.16
Behavioral Health Services - Child (BHSC) Svc	35,791	158,030	\$17,344,881.49
Clinic Services	31,732	76,689	\$12,404,995.50
Dental Services	50,745	243,287	\$11,644,152.02
Therapy Services	13,186	82,507	\$6,166,173.17
Psychiatric Services	862	2,764	\$5,473,990.61
MSDG Services	5,994	22,081	\$3,319,133.67
All Paid Services in Reporting Month:	611,120	2,612,634	\$184,597,122.94