

Dental Fast Facts

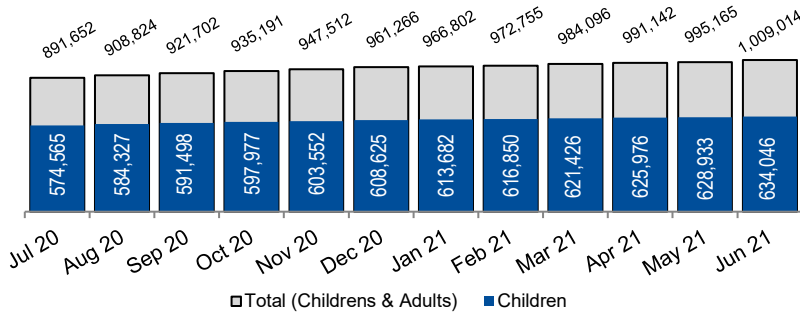
April - June 2021



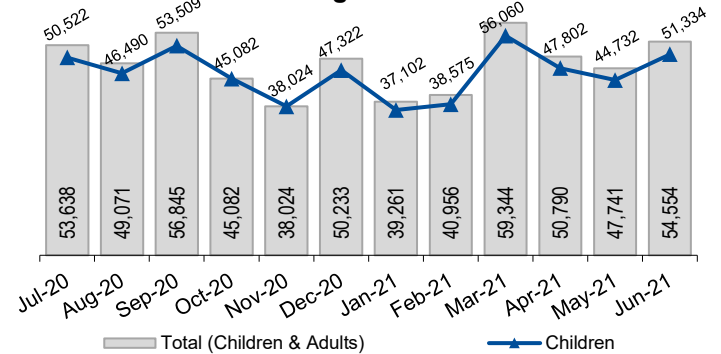
OKLAHOMA
Health Care Authority

OHCA's Dental Program provides a dental care benefit for adults 21 years of age and older and children under 21 years of age who are enrolled in SoonerCare (Traditional & Choice) program. Services for adults are limited to: Emergency Extractions, Smoking and Tobacco Use Cessation Counseling and Medical and Surgical services. The program provides the basic medically necessary treatment for children. Providers must have prior authorization for certain specified services before delivery of that service, unless the service is provided on an emergency basis. Beginning 7/2/21, adults are also eligible for preventive care including cleanings, fluoride, and periodontal scaling; exams; x-rays; restorative care (fillings); partial and full dentures.

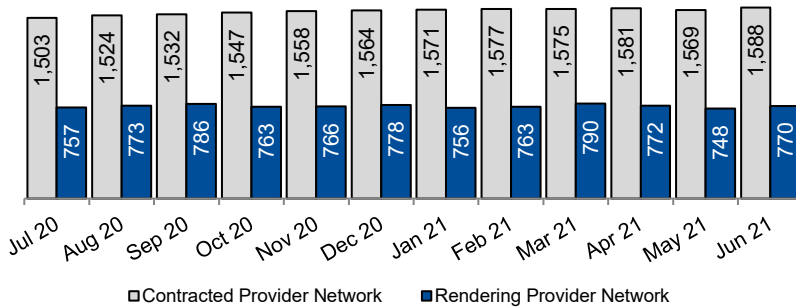
SoonerCare & Insure Oklahoma (Individual Plan) Enrollment



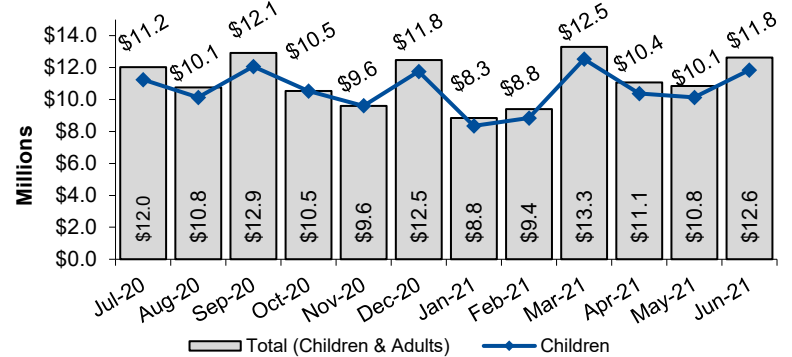
Members Receiving Dental Services



Dental Providers



Dental Services Reimbursement



Dental Services Paid for the Quarter April - June 2021	Children (Under Age 21)			Total (Children and Adults)		
	Number of Services**	Members Served*	Average Number Services per Member	Number of Services**	Members Served*	Average No. Services per Member
Adjunctive General Services (Anesthesia, Consultation, Miscellaneous Services)	43,854	31,076	1.4	44,810	31,497	1.4
Diagnostic (Oral Evaluations, Imaging)	297,117	112,153	2.6	317,812	119,656	2.7
Endodontics (Pulpotomies, Endodontics, Apexification)	18,169	8,160	2.2	18,199	8,183	2.2
Oral & Maxillofacial Surgery (Extractions, Surgical Procedures)	29,702	12,740	2.3	45,193	17,237	2.6
Orthodontics (Limited, Interceptive, Comprehensive)	3,031	3,023	1.0	3,031	3,023	1.0
Periodontics (Surgical, Non-Surgical)	84	40	2.1	488	162	3.0
Preventive (Prophylaxis, Fluoride, Preventive Services)	218,156	101,223	2.2	219,602	102,183	2.1
Prosthodontics - Fixed (A series of connected permanent crowns)	3	1	3.0	10	3	3.3
Prosthodontics - Removable (Dentures, Partial Dentures)	35	29	1.2	70	61	1.1
Restorative (Restorations, Crowns)	100,414	28,993	3.5	100,938	29,207	3.5
Total* (Unduplicated)	710,565	127,627	5.6	750,153	136,231	5.5

* The Total is an unduplicated count; members are only being counted once. Members Served counts members multiple times if they have multiple Category of Services.
 ** Claims with multiple services will be counted multiple times.
 *** Other categories of services are not included.

This publication is authorized by the Oklahoma Health Care Authority in accordance with state and federal regulations. OHCA is in compliance with Title VI and Title VII of the 1964 Civil Rights Act and the Rehabilitation Act of 1973. For Additional copies, you can go online to OHCA's website www.okhca.org/research/data. The Oklahoma Health Care Authority does not discriminate on the basis of race, color, national origin, gender, religion, age or disability in employment or the provision of services. Data was compiled by Office of Data Governance & Analytics and is subjected to change.