

American Indian Fast Facts

December 2021



OKLAHOMA
Health Care Authority

Validation Percent		Total American Indian Enrollment	Total Enrollment (includes Insure Oklahoma)	Percent of Total
Self Reported	41%	204,492	1,186,158	17%
Verified	58%			

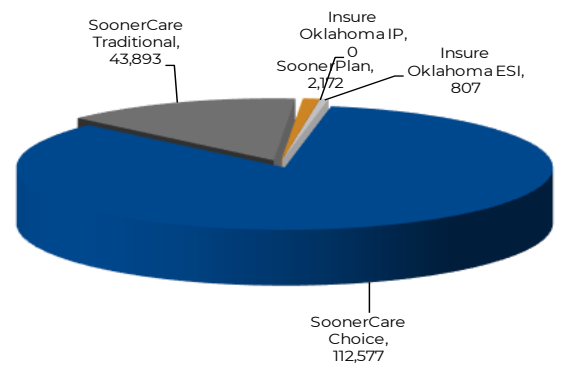
Total Enrollment is the number of members enrolled in SoonerCare and Insure Oklahoma.

American Indian Enrollment by Aid Category

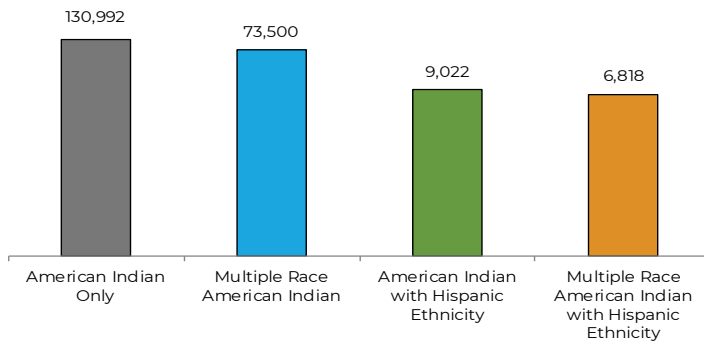
Qualifying Group	Enrollment	% of Total
Children/Parents	140,286	86.30%
Aged/Blind/Disabled	17,028	10.47%
Oklahoma Cares	84	0.05%
TEFRA	76	0.05%
OTHER	2,663	1.64%
SoonerPlan	1,612	0.99%
Insure Oklahoma Employer-Sponsored Insurance (ESI)	810	0.50%
Insure Oklahoma Individual Plan (IP)	0	0.00%

OTHER group includes—Child Custody-Refugee-Qualified Medicare Beneficiary-SLMB-DDSD Supported Living-Program of All Inclusive Care for the Elderly (PACE)-Soon to be Sooners (STBS) and TB patients. For more information go to www.okhca.org under Individuals then to Programs.

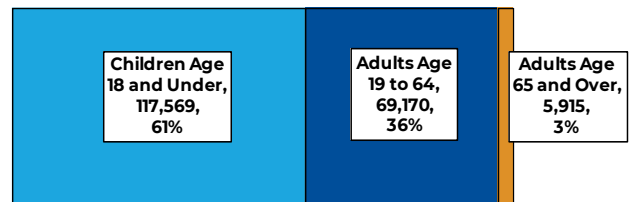
American Indian Enrollment by Delivery System



American Indian Race Breakdown



Age Breakdown of American Indian Enrollment



Gender Breakdown of American Indian Enrollment

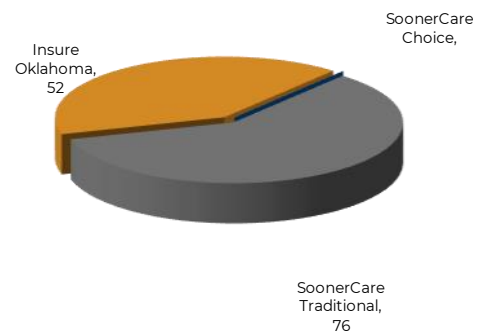
Female	113,313
Male	91,179

Race is self-reported by members at the time of enrollment. The multiple race members have selected two or more races. Hispanic is an ethnicity not a race.

Indian Health Service/Tribal/Urban (I/T/U) Providers

I/T/U Providers by Program

I/T/U Clinics & Hospitals	
Clinics	8
Hospitals	0



44470 0

