

Pharmacy Fast Facts

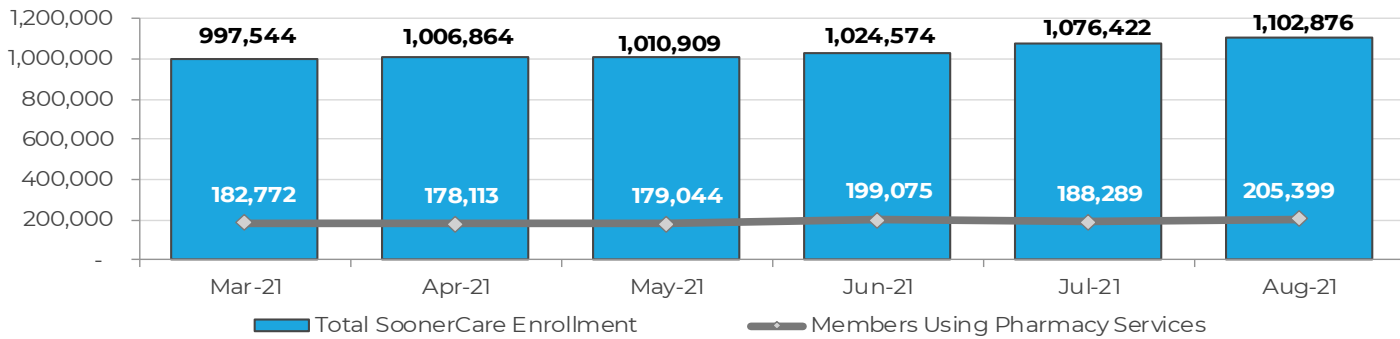
August 2021



OKLAHOMA

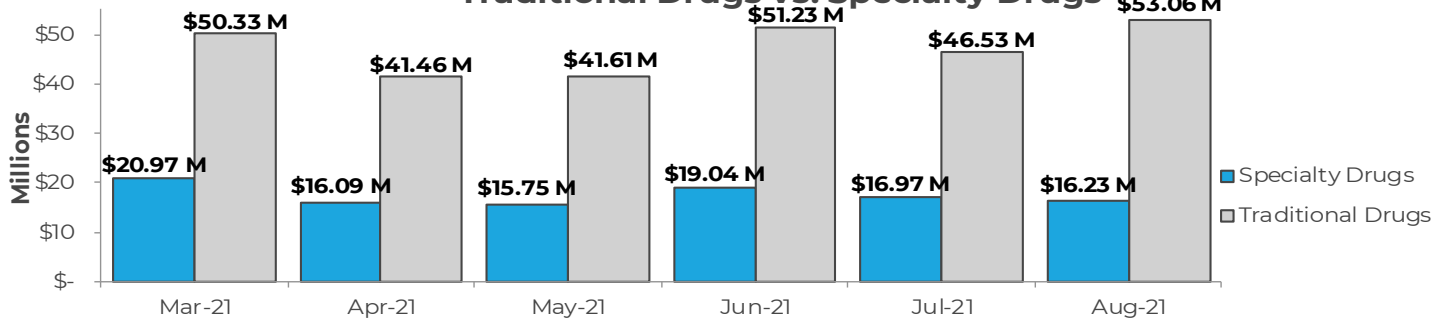
Health Care Authority

Members Using Pharmacy Services vs. Total Enrollment



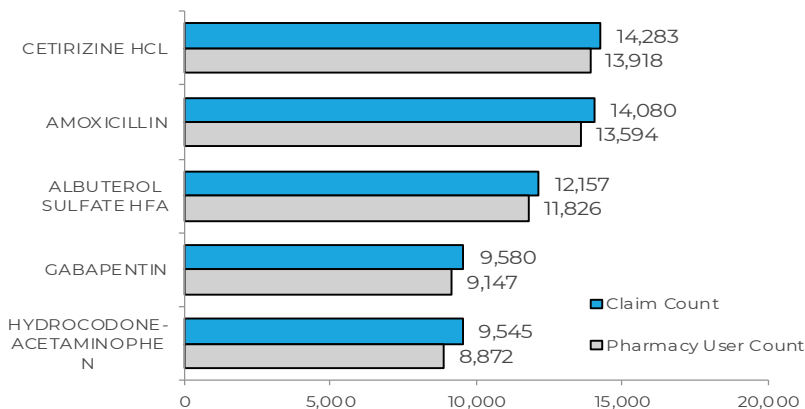
	Members Served (Utilizers)	Numbers of Paid Prescriptions	Total Reimbursement
Adult	102,905	315,732	\$44,231,073
Child	102,494	209,822	\$25,940,432
Total	205,399	525,554	\$70,171,505

*Traditional Drugs vs. Specialty Drugs



*Higher than average reimbursement due to large mass adjustment

Top 5 Medications by Claims



Total Pharmacy Reimbursement Per Member Per Month



Notes: Per Member Per Month based on Total Enrollment; including Insure Oklahoma.

Spending and Claim Statistics for Sum:

	Total Reimbursement Amount	Number of Paid Prescriptions	Average Reimbursement per Prescription	Dispensing Rate
Generic	\$21,594,888	454,544	\$48	88%
Brand Name	\$47,688,665	62,133	\$768	12%
Total	\$69,283,553	516,677	\$134	

Utilization of non-drug items is not included.

Child is defined as an individual aged 0-18. Pharmacy claims data excludes compound claims. Pharmacy User is member using pharmacy services. Member counts include Insure Oklahoma. This publication is authorized by the Oklahoma Health Care Authority in accordance with state and federal regulations. OHCA is in compliance with the Title VI and Title VII of the 1964 Civil Rights Act and the Rehabilitation Act of 1973. For additional copies, you can go online to OHCA's website www.okhca.org under Research/Statistics and Data. The Oklahoma Health Care Authority does not discriminate on the basis of race, color, national origin, gender, religion, age or disability in employment or the provision of services. Data was compiled by the Office of Data Governance & Analytics as of the report date and is subject to change.

Pharmacy Fast Facts

August 2021



OKLAHOMA
Health Care Authority

