

American Indian Fast Facts

August 2021



OKLAHOMA
Health Care Authority

Validation Percent		Total American Indian Enrollment	Total Enrollment (includes Insure Oklahoma)	Percent of Total
Self Reported	40%	188,464	1,102,876	17%
Verified	60%			

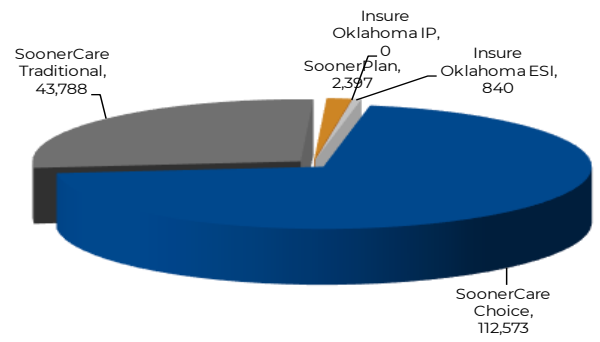
Total Enrollment is the number of members enrolled in SoonerCare and Insure Oklahoma.

American Indian Enrollment by Aid Category

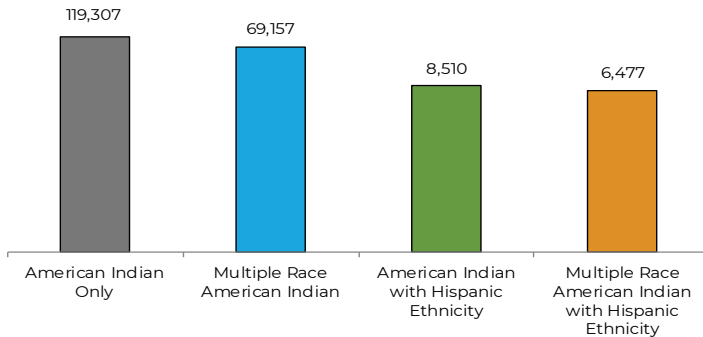
Qualifying Group	Enrollment	% of Total
Children/Parents	136,977	85.83%
Aged/Blind/Disabled	16,648	10.43%
Oklahoma Cares	84	0.05%
TEFRA	71	0.04%
OTHER	2,581	1.62%
SoonerPlan	2,397	1.50%
Insure Oklahoma Employer-Sponsored Insurance (ESI)	840	0.53%
Insure Oklahoma Individual Plan (IP)	0	0.00%

OTHER group includes—Child Custody-Refugee-Qualified Medicare Beneficiary-SLMB-DDSD Supported Living-Program of All Inclusive Care for the Elderly (PACE)-Soon to be Sooners (STBS) and TB patients. For more information go to www.okhca.org under Individuals then to Programs.

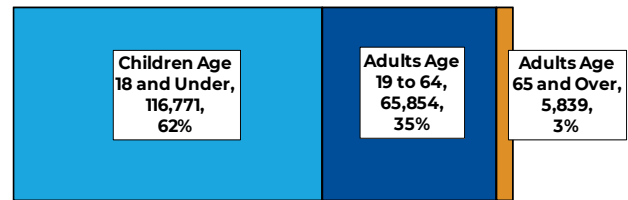
American Indian Enrollment by Delivery System



American Indian Race Breakdown



Age Breakdown of American Indian Enrollment



Gender Breakdown of American Indian Enrollment

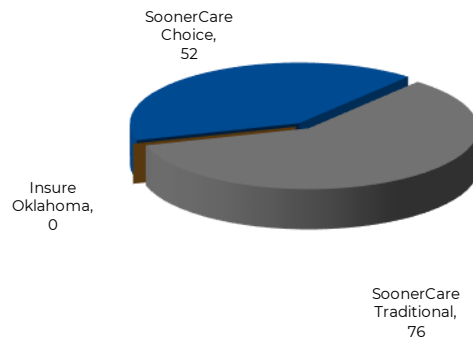
Female	104,764
Male	83,700

Race is self-reported by members at the time of enrollment. The multiple race members have selected two or more races. Hispanic is an ethnicity not a race.

Indian Health Service/Tribal/Urban (I/T/U) Providers

I/T/U Providers by Program

I/T/U Clinics & Hospitals	
Clinics	65
Hospitals	8



I/T/U Providers Accepting Non-Indian Members 23

