

ANALYSIS OF CLRD in Oklahoma's SoonerCare Program

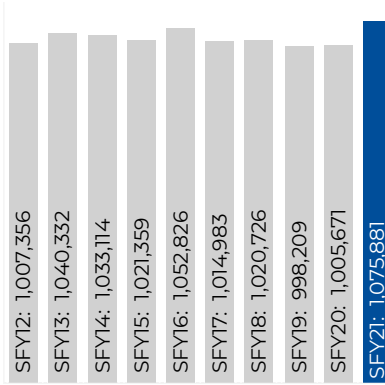


SoonerCare Members

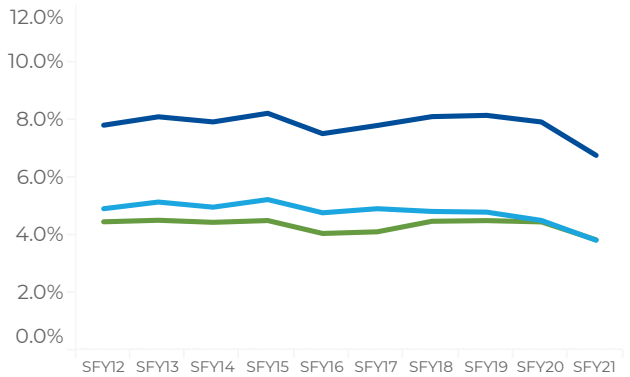
In SFY2021 there were 72,906 SoonerCare members diagnosed with chronic lower respiratory disease (CLRD). The prevalence of CLRD in the SoonerCare population fell by 1.1% since SFY2020.

The most common type of CLRD was asthma in SFY2021, which had a prevalence rate of 3.8%.

Total SoonerCare Enrollment SFY2012 - SFY2021

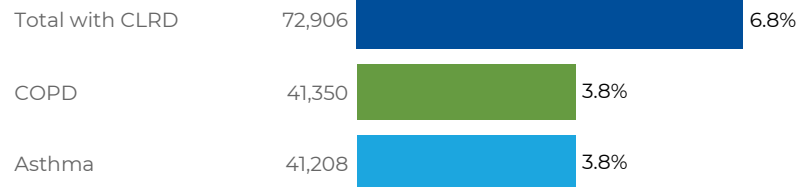


CLRD Prevalence Rates SFY2012 - SFY2021
CLRD Type: Total | Asthma | COPD



In SFY2021 there were
72,906
members with CLRD, or **6.78%**
of all members

Total Prevalence Rate of CLRD Type in SoonerCare Enrollment SFY2021



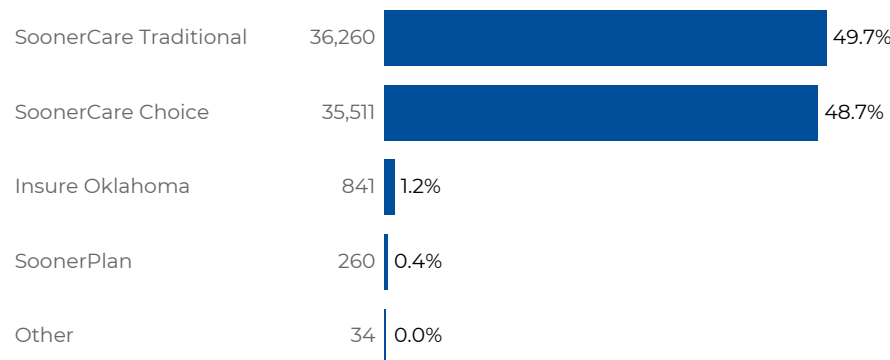
Members with CLRD by Eligibility Type SFY2021



60.8%
were Non-Dual Eligible*
44,310 members

*Dual Eligible: members enrolled in both Medicaid and Medicare

Members with CLRD by Delivery System SFY2021

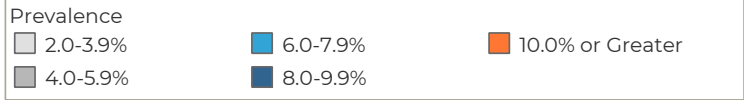


49.7%
were enrolled in
SoonerCare Traditional
36,260 members

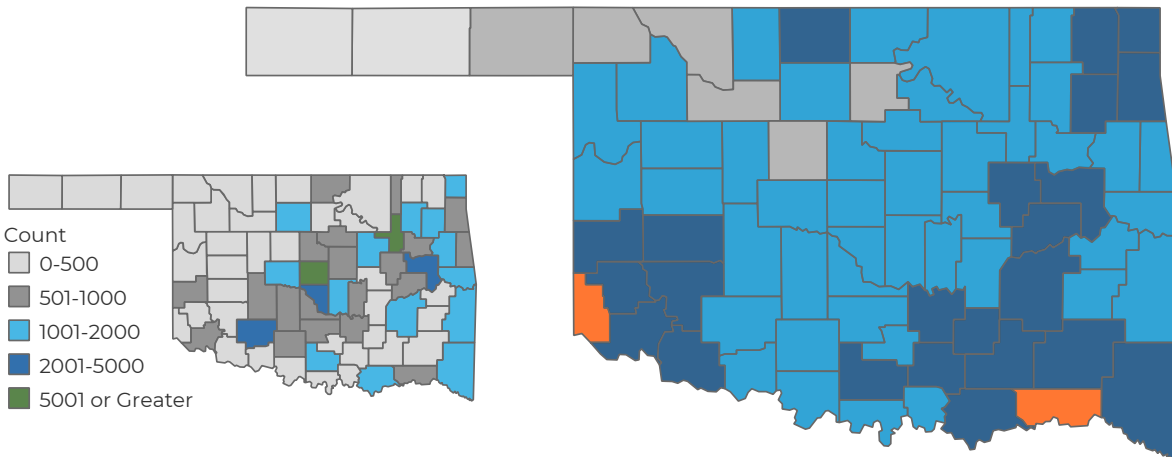
ANALYSIS OF CLRD in Oklahoma's SoonerCare Program



Prevalence Rates



In SFY2021, Harmon (17.1%), Choctaw (10.2%), Greer (10.0%) counties had the highest prevalence rate of CLRD in SFY2021.



SoonerCare Members with CLRD

In SFY2021, CLRD was more prevalent among adults, females, Black or African Americans and Caucasians than would be expected based on the demographic composition of all SoonerCare members. See details below. The black line represents the percent of total SoonerCare members.

66.4%

were adults
48,418 members



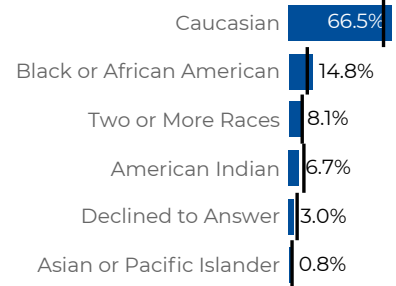
61.2%

were female
44,589 members



66.5%

were Caucasian
48,457 members

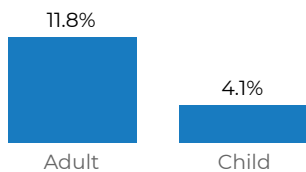


Demographics

Prevalence Rates Among SoonerCare Members

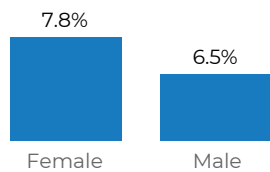
11.8%

of all adult members had CLRD



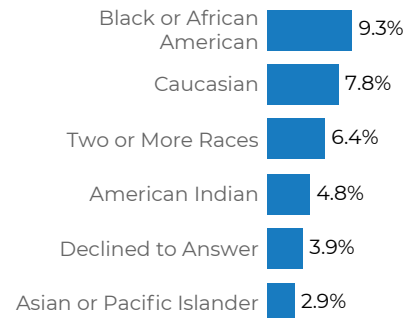
7.8%

of all female members had CLRD



9.3%

of all Black or African American members had CLRD



ANALYSIS OF CLRD in Oklahoma's SoonerCare Program

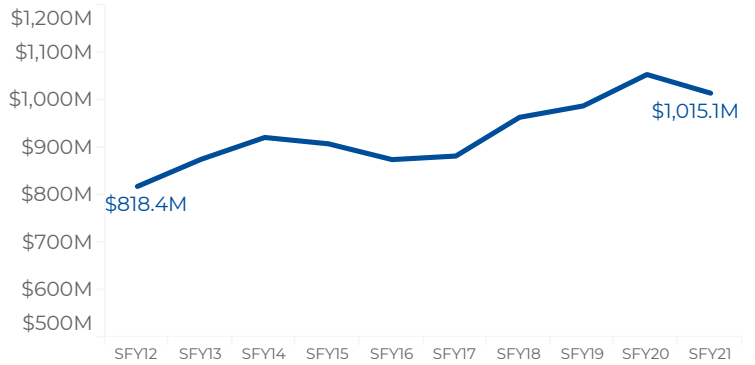


Reimbursement Cost

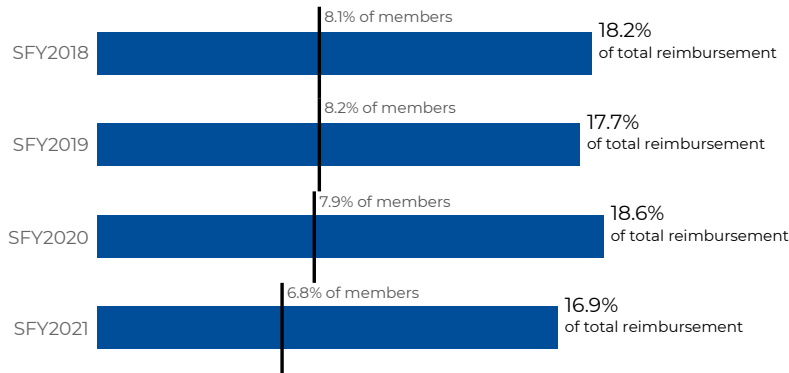
The total reimbursement for services rendered for members with CLRD was \$1,015,086,580 in SFY2021. Despite only 6.8% of SoonerCare members having been diagnosed with CLRD in SFY2021, the total reimbursement for members with CLRD made up 16.9% of all reimbursements paid in SFY2021. The percent of total reimbursements for members with CLRD remains disproportionate to its prevalence in the total SoonerCare population, this is further illustrated in the graph below.

The average reimbursement for members with COPD was 53% higher (\$17,639) than the average reimbursement for members with asthma (\$11,534) in SFY2020.

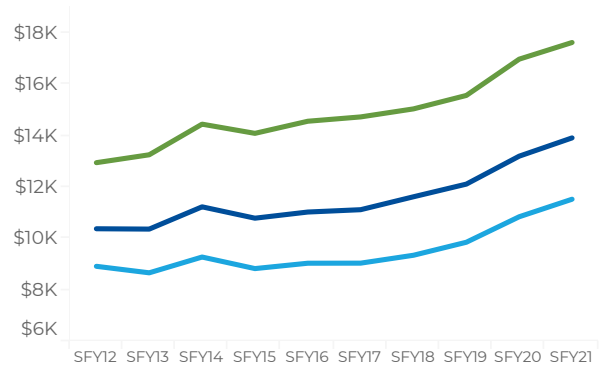
Annual Reimbursement for Members with CLRD SFY2012 - SFY2021



SoonerCare Members with CLRD: Percent of Total Reimbursement Compared to Percent of Total SoonerCare Enrollment



Average Reimbursement per Member with CLRD CLRD Type: Total | Asthma | COPD



\$1,015,086,580

Total reimbursement for members with CLRD

\$13,923

Average reimbursement for members with CLRD

	Total Reimbursement	% of Total Reimbursement	Reimbursement per Member
Dual Eligible	\$350,899,180	34.6%	\$12,271
Non-Dual Eligible	\$664,187,399	65.4%	\$14,990
Adult	\$793,660,475	78.2%	\$16,392
Child	\$221,426,105	21.8%	\$9,042
Female	\$625,477,596	61.6%	\$14,028
Male	\$389,608,984	38.4%	\$13,759