

# ANALYSIS OF Diabetes in Oklahoma's SoonerCare Program



## SoonerCare Members

From SFY2020 to SFY2021, the prevalence of diabetes among SoonerCare members continued the decrease observed since SFY2020, falling again by 0.2%. Type II is still the most prevalent type among our members (4.3% vs. 0.3% for Type I).

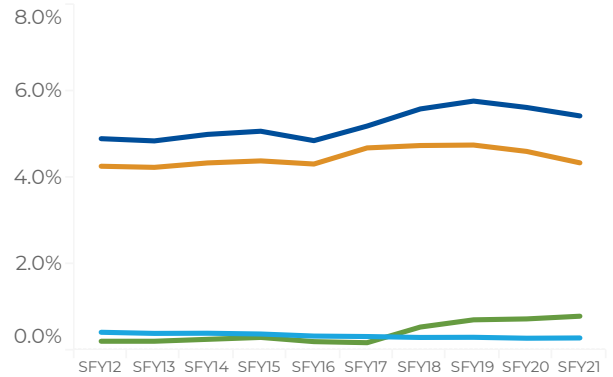
Unspecified diabetes often means a self-reported history of diabetes and is not assigned a type here, but typically seems to mean Type II.

Total SoonerCare Enrollment SFY2012 - SFY2021



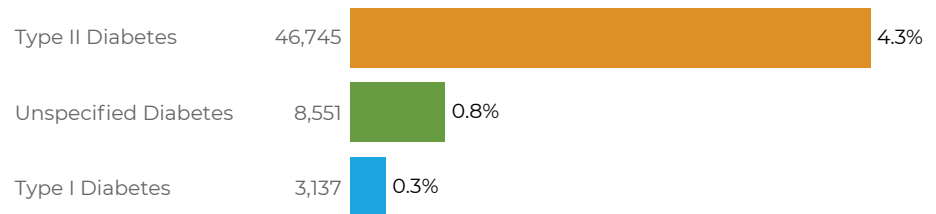
Diabetes Prevalence Rates SFY2012 - SFY2021

Diabetes Type: Total | Type I | Type II | Unspecified



In SFY2021 there were **58,433** members with diabetes, or **5.4%** of all members

Total Prevalence Rate of Diabetes Type Among SoonerCare Members SFY2021



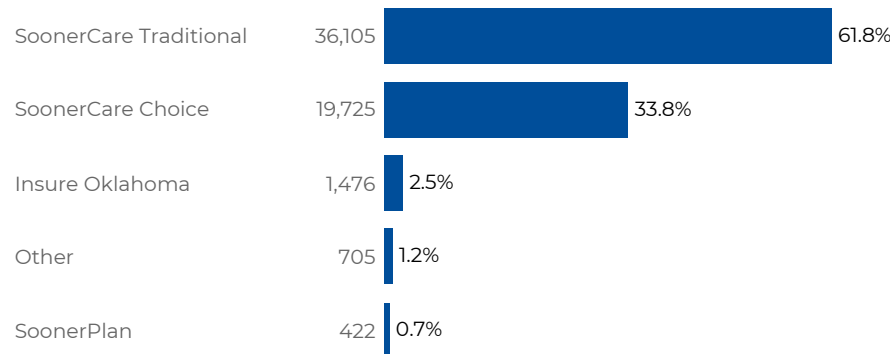
## Members with Diabetes by Eligibility Type SFY2021



**51.9%** were Dual Eligible\*  
30,323 members

\*Dual Eligible: members enrolled in both Medicaid and Medicare

## Members with Diabetes by Delivery System SFY2021

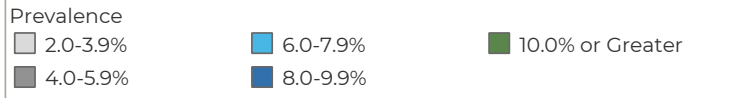


**61.8%** were enrolled in SoonerCare Traditional  
36,105 members

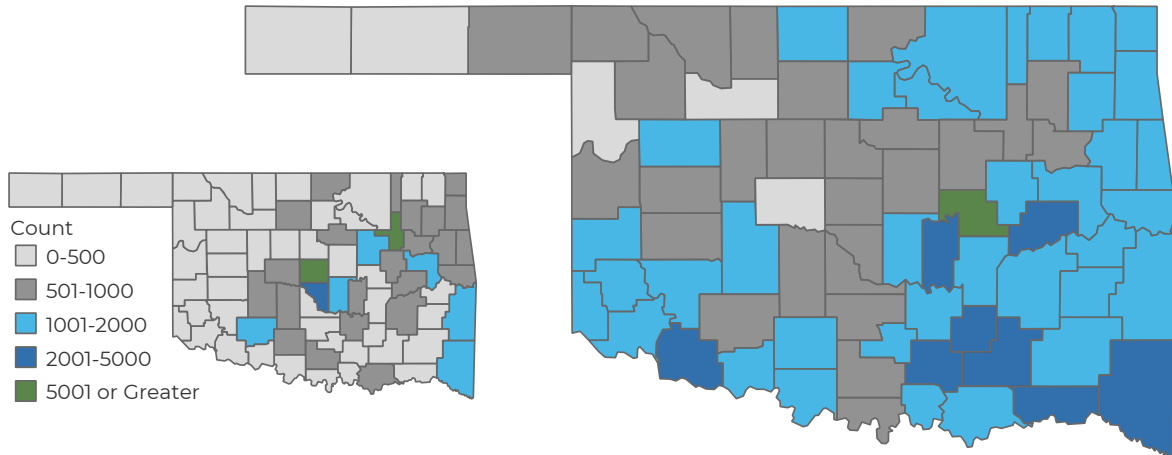
# ANALYSIS OF Diabetes in Oklahoma's SoonerCare Program



## Prevalence Rates

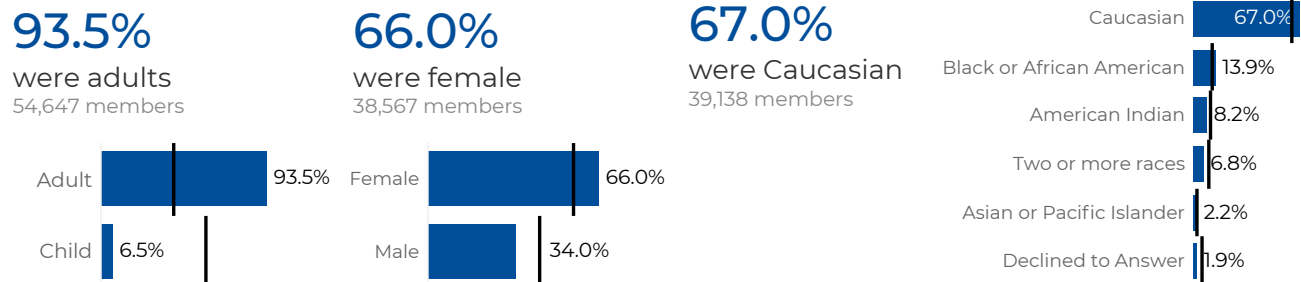


In SFY2021, the prevalence of diabetes was higher in eastern counties than in western counties. Prevalence of diabetes was highest in Okfuske (10.5%), Tillman (8.7%), Choctaw (8.6%), McIntosh (8.6%), and Seminole (8.4%) counties.

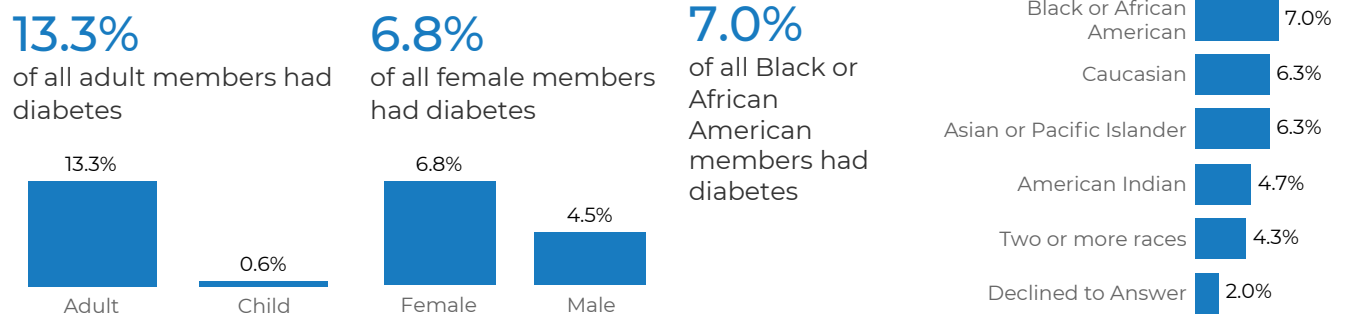


## SoonerCare Members with Diabetes

In SFY2021, diabetes was more prevalent among adults, females, Black/African Americans, and Caucasians than would be expected based on the demographic composition of all SoonerCare members. See details below. The black line represents the percent of total SoonerCare members.



## Prevalence Rates Among SoonerCare Members



Demographics

# ANALYSIS OF Diabetes in Oklahoma's SoonerCare Program

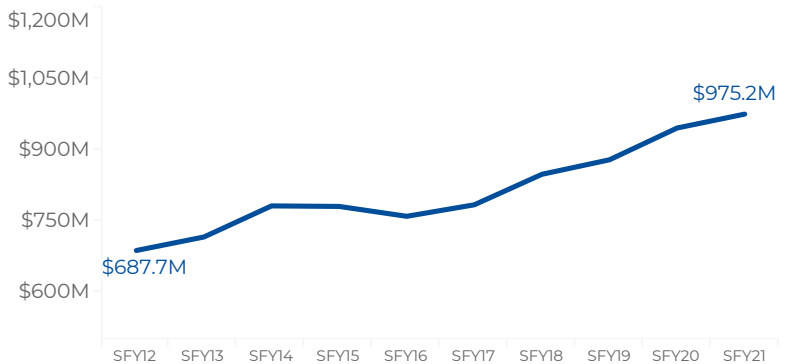


## Reimbursement Cost

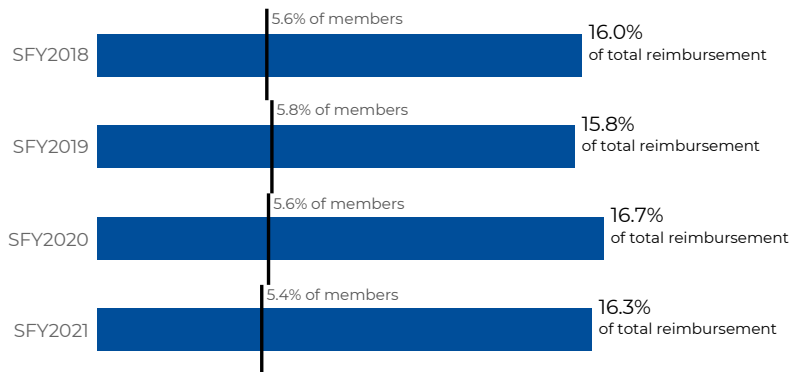
While only 5.4% of SoonerCare members had diabetes in SFY2021, the total reimbursement associated with their services made up 16.3% of all SoonerCare reimbursements paid in SFY2021. The total reimbursement for members with diabetes increased by 3.1% from \$945,894,267 in SFY2020 to \$975,156,839 in SFY2021.

Members with Type I Diabetes had significantly higher reimbursement costs, on average, than other members with diabetes.

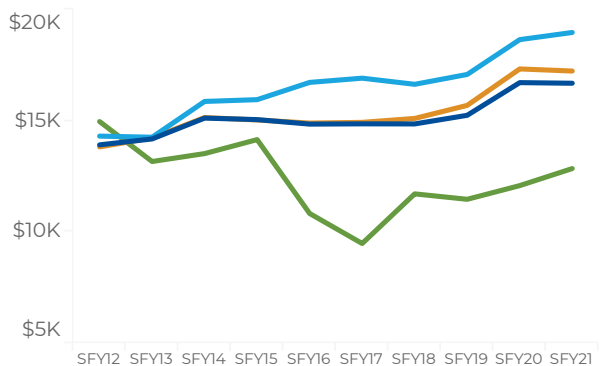
Annual Reimbursement for Members with Diabetes  
SFY2012 - SFY2021



SoonerCare Members with Diabetes: Percent of Total Reimbursement Compared to Percent of Total SoonerCare Enrollment



Average Reimbursement per Member with Diabetes  
Diabetes Type: Total | Type I | Type II | Unspecified



**\$975,156,839**

Total reimbursement for members with diabetes

**\$16,688**

Average reimbursement for members with diabetes

|                   | Total Reimbursement | % of Total Reimbursement | Reimbursement per Member |
|-------------------|---------------------|--------------------------|--------------------------|
| Dual Eligible     | \$402,080,240       | 41.2%                    | \$13,260                 |
| Non-Dual Eligible | \$573,076,599       | 58.8%                    | \$20,387                 |
| Adult             | \$911,065,722       | 93.4%                    | \$16,672                 |
| Child             | \$64,091,118        | 6.6%                     | \$16,928                 |
| Female            | \$606,659,352       | 62.2%                    | \$15,730                 |
| Male              | \$368,497,487       | 37.8%                    | \$18,549                 |