

ANALYSIS OF Depression in Oklahoma's SoonerCare Program



SoonerCare Members

Although total SoonerCare enrollment rose by 6.9% from 1,005,671 in SFY2020 to 1,075,881 in SFY2021, the number of members with depression only increased by 5.5% from 73,379 in SFY2020 to 77,379 in SFY2021.

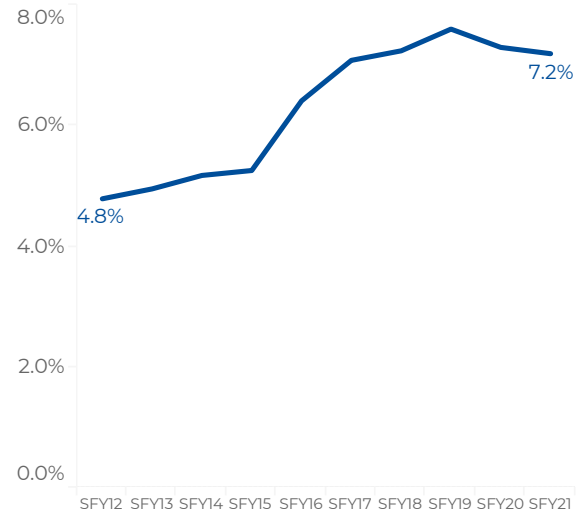
The prevalence of depression among SoonerCare members appears stable near 7%.

In SFY2021 there were **77,379** members with depression, or **7.2%** of all members

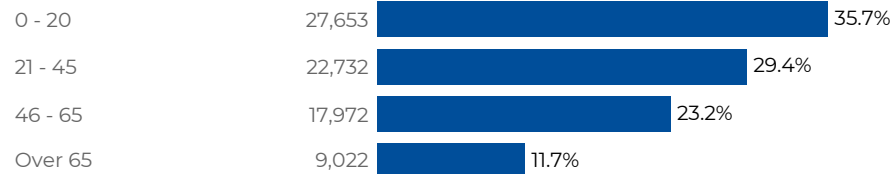
Total SoonerCare Enrollment SFY2012 - SFY2021



Depression Prevalence Rates SFY2012 - SFY2021



Members with Depression by Age Group SFY2021



35.7% were 0 - 20
27,653 members

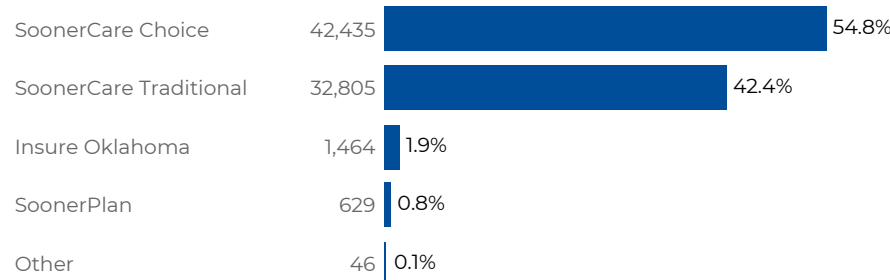
Members with Depression by Eligibility Type SFY2021



71.1% were Non-Dual Eligible*
54,993 members

*Dual Eligible: members enrolled in both Medicaid and Medicare

Members with Depression by Delivery System SFY2021




54.8% were enrolled in SoonerCare Choice
42,435 members

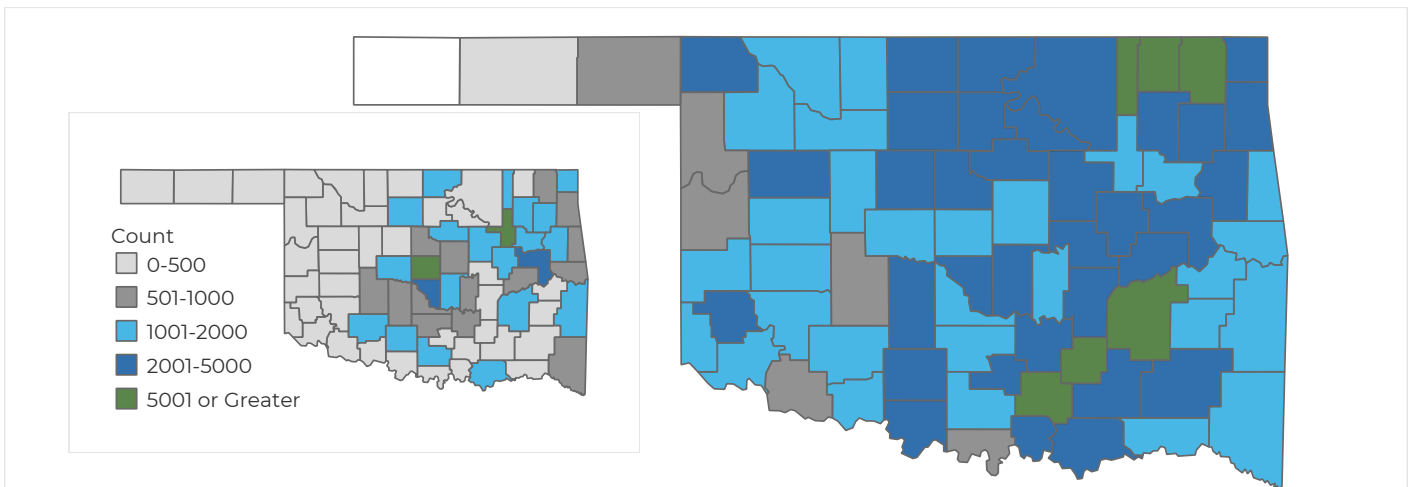
ANALYSIS OF Depression in Oklahoma's SoonerCare Program



Prevalence Rates



The eastern region of the state had the highest rates of depression. Grant (13.4%), Johnston (11.0%), Craig (10.7%), and Pittsburg counties (10.6%) had the highest prevalence rate of depression.

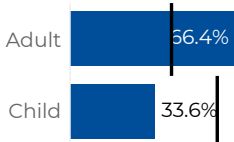


SoonerCare Members with Depression

In SFY2021, depression was more prevalent among adults, females, and Caucasians than would be expected based on the demographic composition of all SoonerCare members. See details below. The black line represents the percent of total SoonerCare members.

66.4%

were adults
51,345 members



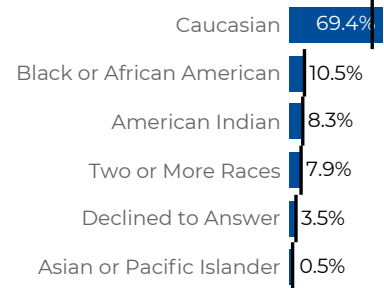
71.4%

were female
55,284 members



69.4%

were Caucasian
53,723 members

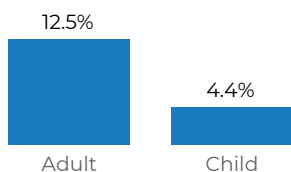


Demographics

Prevalence Rates Among SoonerCare Members

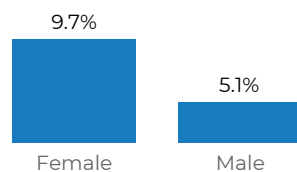
12.5%

of adult members had a diagnosis of depression



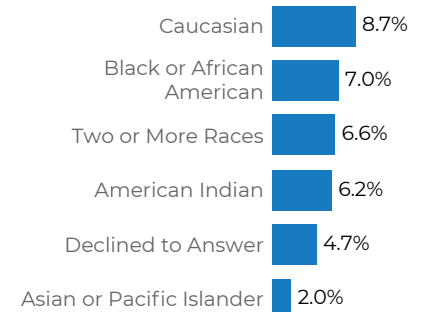
9.7%

of female members had a diagnosis of depression



8.7%

of Caucasian members had a diagnosis of depression



ANALYSIS OF Depression in Oklahoma's SoonerCare Program

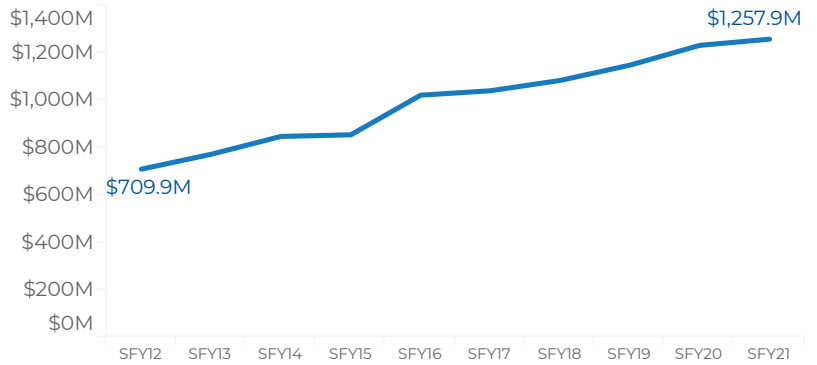


Reimbursement Cost

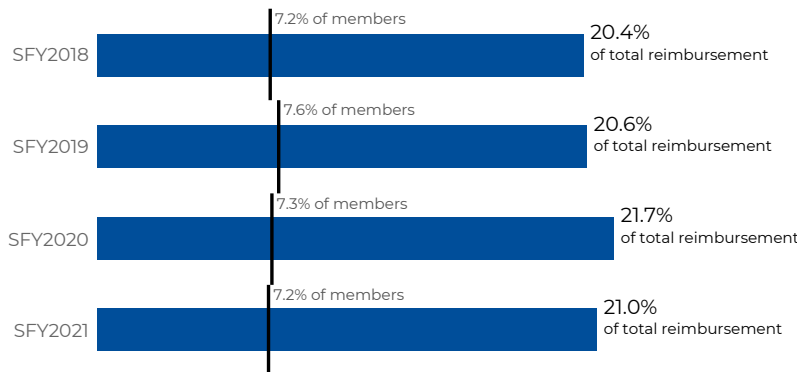
The total reimbursement for members with depression increased by 2.1% from \$1,231,772,262 in SFY2020 to \$1,257,895,585 in SFY2021. The total reimbursement for members with depression in SFY2021 made up 21.0% of all reimbursements paid.

The graph below illustrates how the percentage of reimbursement for services rendered for members with depression is disproportionately higher than the prevalence of members without depression.

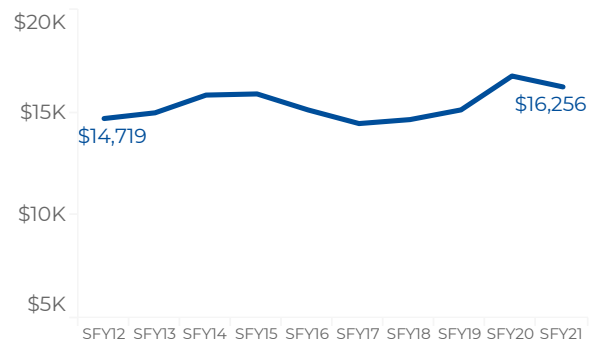
Annual Reimbursement for Members with Depression SFY2012 - SFY2021



SoonerCare Members with Depression: Percent of Total Reimbursement Compared to Percent of Total SoonerCare Enrollment



Average Reimbursement per Member with Depression SFY2012 - SFY2021



\$1,257,895,585

Total reimbursement for members with depression

\$16,256

Average reimbursement for members with depression

	Total Reimbursement	% of Total Reimbursement	Reimbursement per Member
Dual Eligible	\$463,050,310	36.8%	\$20,685
Non-Dual Eligible	\$794,845,275	63.2%	\$14,454
Adult	\$999,340,215	79.4%	\$19,463
Child	\$258,555,370	20.6%	\$9,931
Female	\$838,404,469	66.7%	\$15,165
Male	\$419,491,116	33.3%	\$18,986