

ANALYSIS OF Stroke in Oklahoma's SoonerCare Program

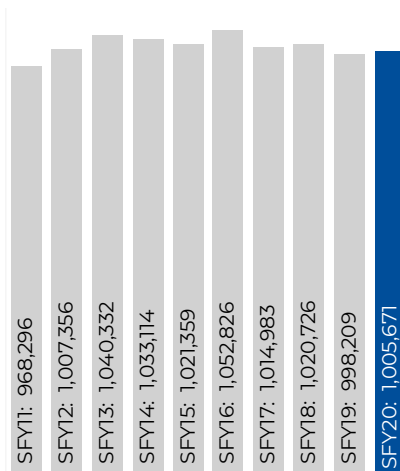


SoonerCare Members

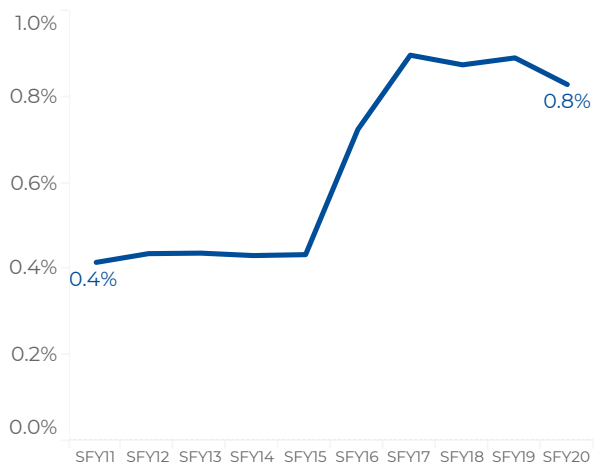
Stroke is a leading cause of serious long-term disability. The number of members with a stroke diagnosis in SFY2020 was 8,337. The prevalence rate of stroke among SoonerCare enrollees was 0.8% in SFY2020, falling by 556 members from 0.9% in SFY2019.

In SFY2020 there were **8,337** members with stroke, or **0.8%** of all members

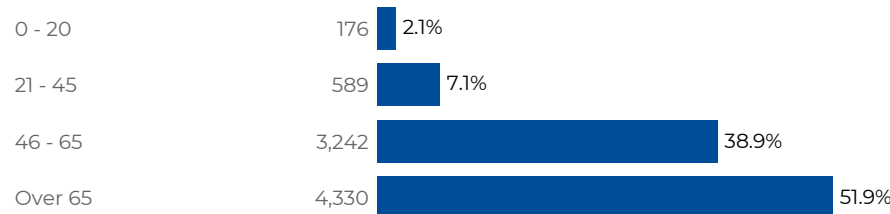
Total SoonerCare Enrollment SFY2011 - SFY2020



Stroke Prevalence Rates SFY2011 - SFY2020



Members with Stroke by Age Group SFY2020



51.9%
were over 65
4,330 members

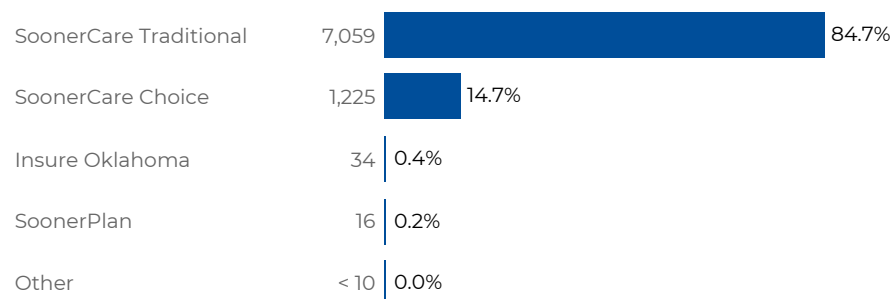
Members with Stroke by Eligibility Type SFY2020



69.2%
were Dual Eligible*
5,766 members

**Dual Eligible: members enrolled in both Medicaid and Medicare*

Members with Stroke by Delivery System SFY2020



84.7%
were enrolled in
SoonerCare Traditional
7,059 members

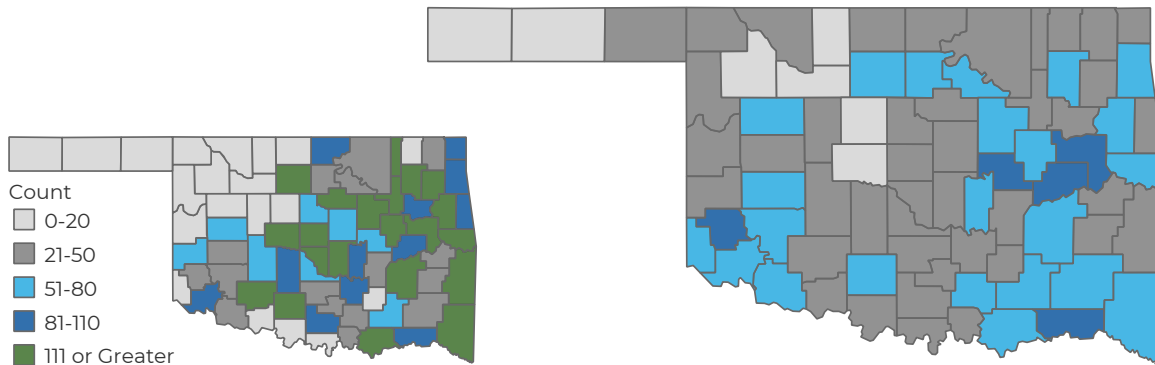
ANALYSIS OF Stroke in Oklahoma's SoonerCare Program



Prevalence Rates



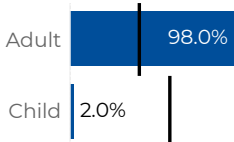
Counties in the southeastern region of the state had higher prevalence rates of stroke than the other regions in Oklahoma. Greer (1.7%), McIntosh (1.6%), Choctaw (1.7%), Muskogee (1.5%), and Okfuskee (1.6%) counties had the highest prevalence rates of stroke.



SoonerCare Members with Stroke

In SFY2020, stroke was more prevalent among adults, females, Black or African Americans, and Caucasians than would be expected based on the demographic composition of all SoonerCare members. See details below. The black line represents the percent of total SoonerCare members.

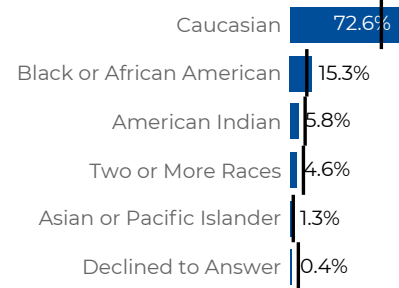
98.0%
were adults
8,169 members



61.0%
were female
5,086 members



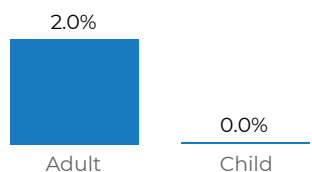
72.6%
were
Caucasian
6,049 members



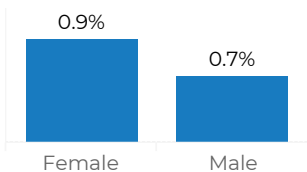
Demographics

Prevalence Rates Among SoonerCare Members

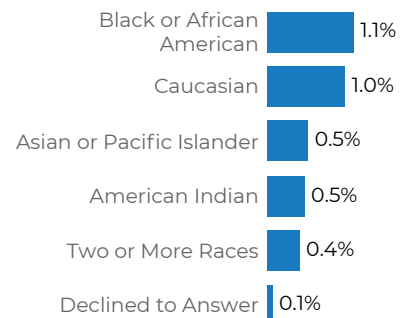
2.0%
of all adult members had a stroke



0.9%
of all female members had a stroke



1.1%
of all Black or African American members had a stroke



ANALYSIS OF Stroke in Oklahoma's SoonerCare Program

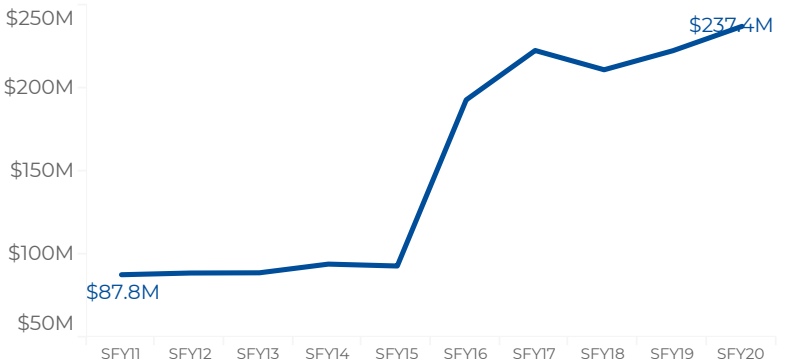


Reimbursement Cost

The cost of providing care to members with a stroke was disproportionate to the prevalence of stroke among SoonerCare members. Even though members with a stroke comprised 0.8% of all SoonerCare members in SFY2020, the total reimbursement for services rendered by members with a stroke made up 4.2% of all reimbursements paid during the state fiscal year.

The total reimbursement for members with a stroke increased by 6.6% from \$222,780,896 in SFY2019 to \$237,423,048 in SFY2020, even though the number of members with a stroke declined.

Annual Reimbursement for Members with Stroke SFY2011 - SFY2020



SoonerCare Members with Stroke: Percent of Total Reimbursement Compared to Percent of Total SoonerCare Enrollment



Average Reimbursement per Member with Stroke SFY2011 - SFY2020



\$237,423,048

Total reimbursement for members with stroke

\$28,478

Average reimbursement for members with stroke

	Total Reimbursement	% of Total Reimbursement	Reimbursement per Member
Dual Eligible	\$124,681,752	52.5%	\$21,624
Non-Dual Eligible	\$112,741,296	47.5%	\$43,851
Adult	\$221,589,094	93.3%	\$27,126
Child	\$15,833,954	6.7%	\$94,250
Female	\$134,996,087	56.9%	\$26,543
Male	\$102,426,960	43.1%	\$31,506