

ANALYSIS OF Obesity in Oklahoma's SoonerCare Program

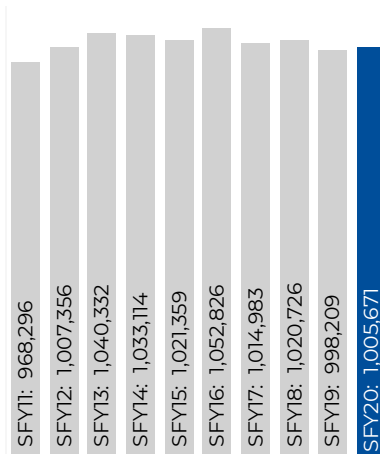


SoonerCare Members

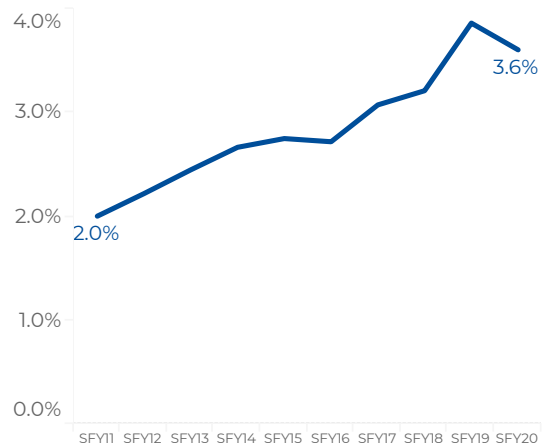
In SFY2020, the number of SoonerCare members diagnosed with obesity fell by 6.0% from 38,566 members in SFY2019 to 36,263 members in SFY2020, likely due to interference by COVID-19. The prevalence of obesity among SoonerCare members is below state estimates from the CDC, which estimates 36.5% of adult and 18% of children are obese.

In SFY2020 there were **36,263** members diagnosed with obesity, or **3.6%** of all members

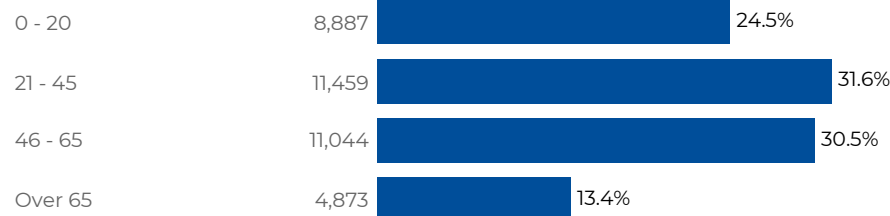
Total SoonerCare Enrollment SFY2011 - SFY2020



Obesity Prevalence Rates SFY2011 - SFY2020



Members Diagnosed with Obesity by Age Group SFY2020



31.6% were 21 - 45
11,459 members

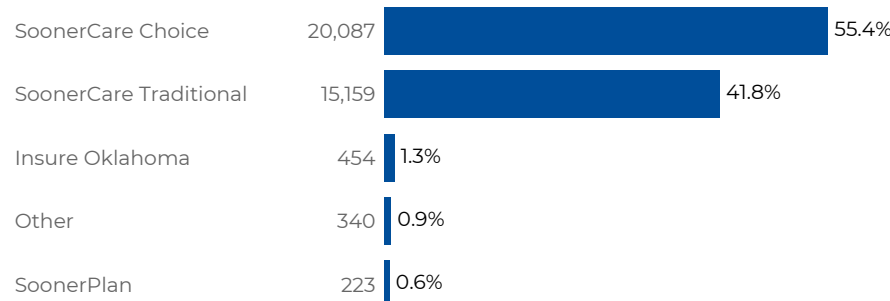
Members Diagnosed with Obesity by Eligibility Type SFY2020



66.6% were Non-Dual Eligible*
24,160 members

**Dual Eligible: members enrolled in both Medicaid and Medicare*

Members Diagnosed with Obesity by Delivery System SFY2020



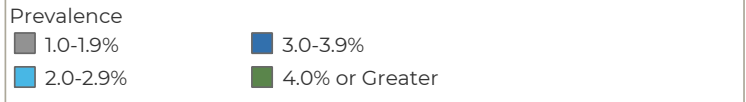
55.4% were enrolled in SoonerCare Choice
20,087 members

Data and analysis by the Office of Data Governance and Analytics. Data are current as of September 2021 and are subject to change.

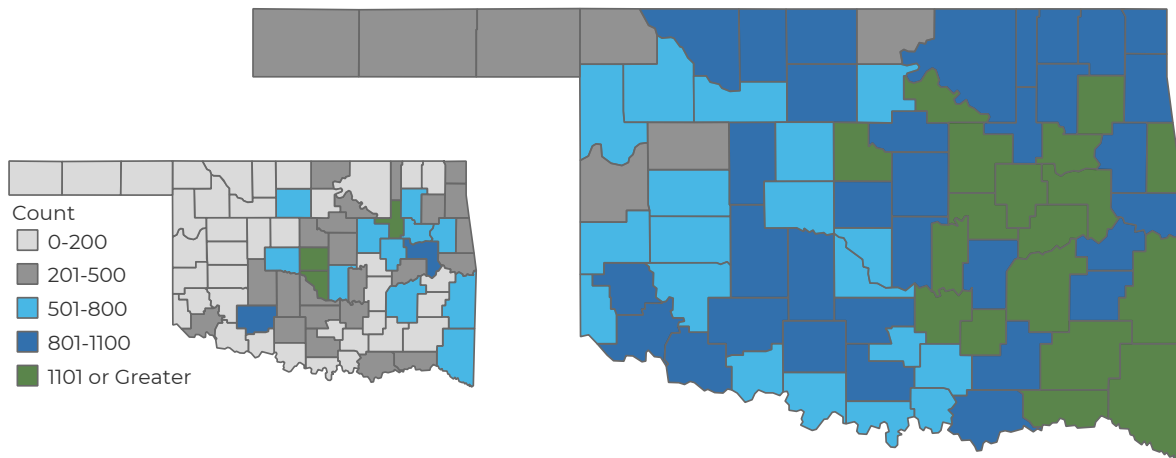
ANALYSIS OF Obesity in Oklahoma's SoonerCare Program



Prevalence Rates



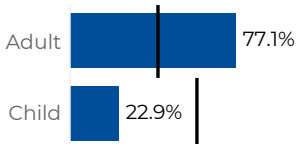
The majority of counties in Oklahoma had a prevalence rate of obesity between 2% and 3%. Eighteen counties had prevalence above 4.0%, with Adair and Seminole counties having the highest rate (4.8%).



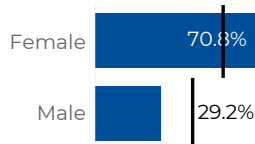
SoonerCare Members Diagnosed with Obesity

In SFY2020, obesity was more prevalent among adults, females, and Caucasians than would be expected based on the demographic composition of all SoonerCare members. See details below. The black line represents the percent of total SoonerCare members.

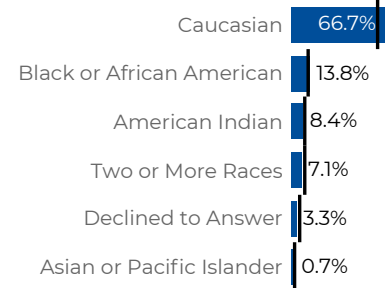
77.1%
were adults
27,965 members



70.8%
were female
25,673 members

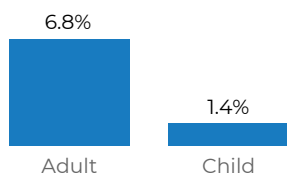


66.7%
were Caucasian
24,189 members

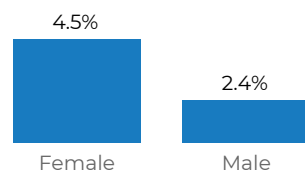


Prevalence Rates Among SoonerCare Members

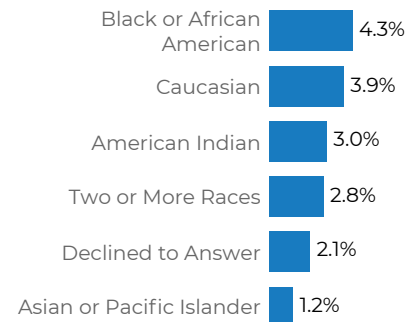
6.8%
of adult members were diagnosed with obesity



4.5%
of female members were diagnosed with obesity



4.3%
of Black or African American members were diagnosed with obesity



Demographics

ANALYSIS OF Obesity in Oklahoma's SoonerCare Program

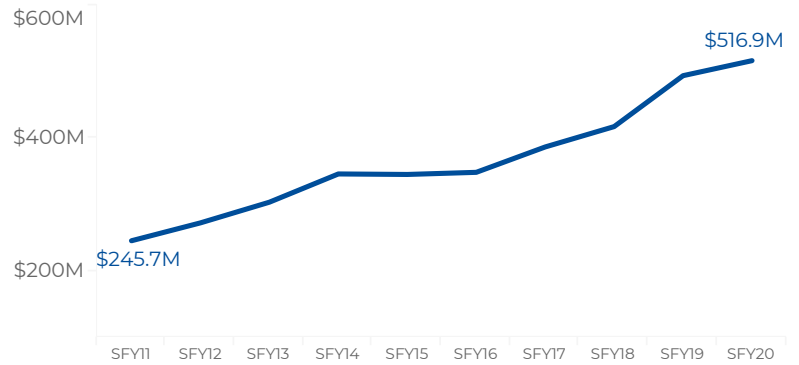


Reimbursement Cost

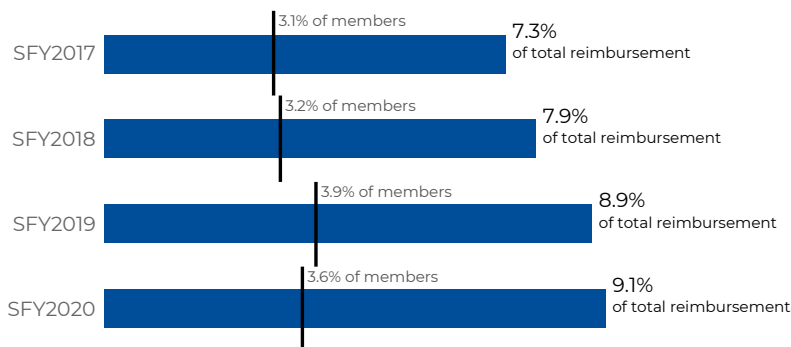
Members diagnosed with obesity made up 3.6% of all SoonerCare members in SFY2020. However, the total reimbursement for services rendered for members diagnosed with obesity represented 9.1% of reimbursements paid in SFY2020.

The graph below further illustrates how the percentage of reimbursement for services rendered for members diagnosed with obesity exceeded the prevalence of obesity for the past several state fiscal years.

Annual Reimbursement for Members Diagnosed with Obesity SFY2011 - SFY2020



SoonerCare Members Diagnosed with Obesity: Percent of Total Reimbursement Compared to Percent of Total SoonerCare Enrollment



Average Reimbursement per Member Diagnosed with Obesity SFY2011 - SFY2020



\$516,876,384

Total reimbursement for members diagnosed with obesity

\$14,254

Average reimbursement for members diagnosed with obesity

	Total Reimbursement	% of Total Reimbursement	Reimbursement per Member
Dual Eligible	\$152,330,261	29.5%	\$12,586
Non-Dual Eligible	\$364,546,123	70.5%	\$15,089
Adult	\$459,362,024	88.9%	\$16,426
Child	\$57,514,360	11.1%	\$6,931
Female	\$360,156,947	69.7%	\$14,029
Male	\$156,719,437	30.3%	\$14,799