

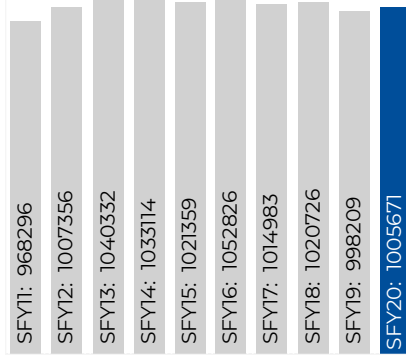
ANALYSIS OF Hepatitis in Oklahoma's SoonerCare Program



SoonerCare Members

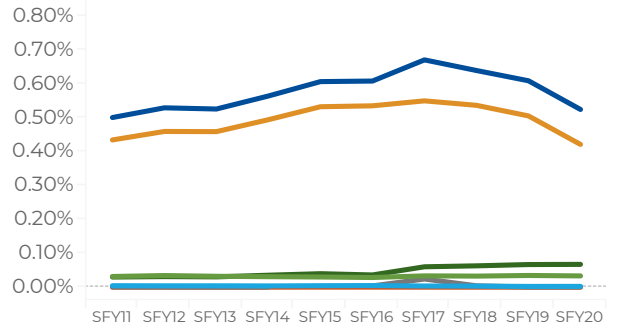
In SFY2020 there were 5,271 SoonerCare members with hepatitis. Hepatitis C was the most prevalent type of hepatitis in SFY2020.

Total SoonerCare Enrollment SFY2011 - SFY2020



Hepatitis Prevalence Rates SFY2011 - SFY2020

Hepatitis Type: Total | Type A | Type B | Type C | Type D | Type E | Unspecified Viral Hepatitis

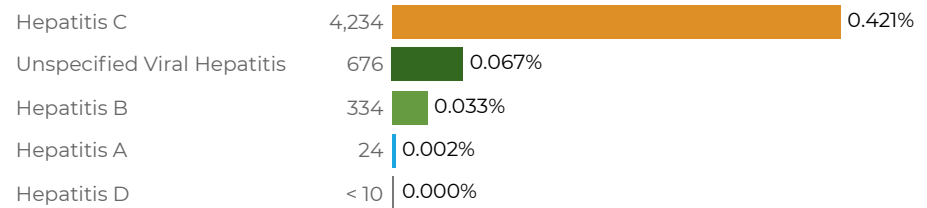


In SFY2020 there were

5,271

members with hepatitis, or 0.52% of all members

Total Prevalence Rate of Hepatitis Type Among SoonerCare Members SFY2020



Members with Hepatitis by Eligibility Type SFY2020

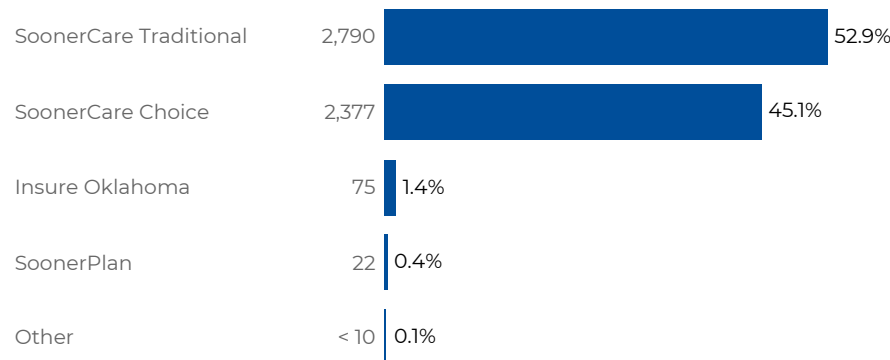


60.7%

were Non-Dual Eligible*
3,202 members

*Dual Eligible: members enrolled in both Medicaid and Medicare

Members with Hepatitis by Delivery System SFY2020



52.9%

were enrolled in
SoonerCare Traditional
2,790 members

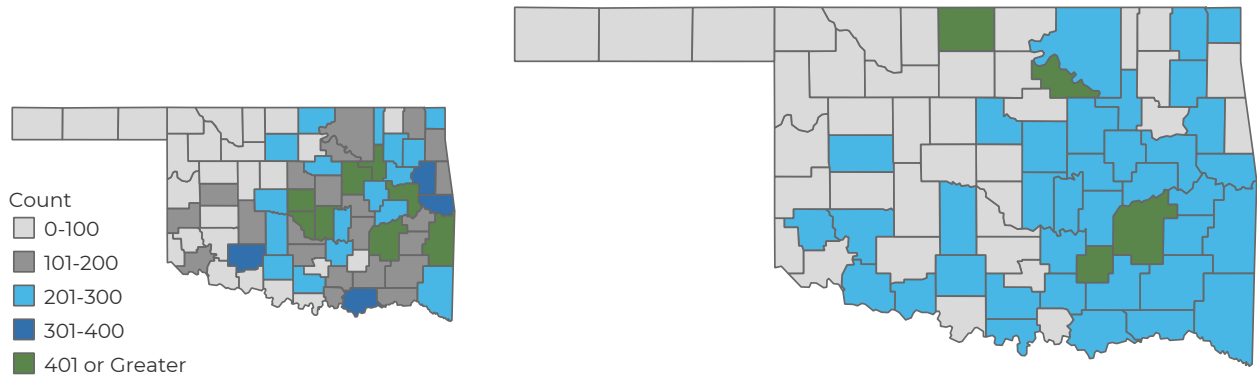
ANALYSIS OF Hepatitis in Oklahoma's SoonerCare Program



Prevalence Rates



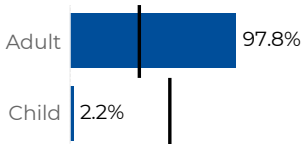
The eastern region of Oklahoma had higher prevalence rates of hepatitis than the western region of Oklahoma. Grant, Pawnee, Coal, and Pittsburg counties had prevalence >1.0% in SFY2020.



SoonerCare Members with Hepatitis

In SFY2020, hepatitis was more prevalent among adults and Caucasians than would be expected based on the demographic composition of all SoonerCare members. See details below. The black line represents the percent of total SoonerCare members.

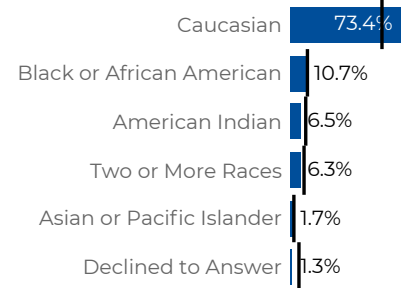
97.8%
were adults
5,156 members



54.4%
were female
2,868 members



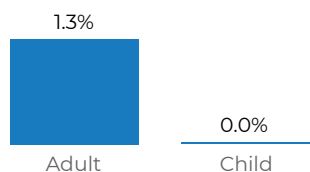
73.4%
were
Caucasian
3,868 members



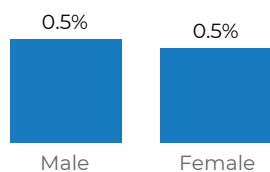
Demographics

Prevalence Rates Among SoonerCare Members

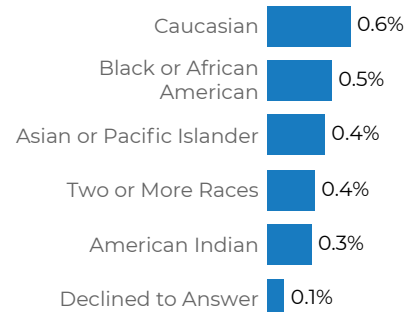
1.3%
of all adult members had hepatitis



0.5%
of all male members had hepatitis



0.6%
of all Caucasian members had hepatitis



ANALYSIS OF Hepatitis in Oklahoma's SoonerCare Program

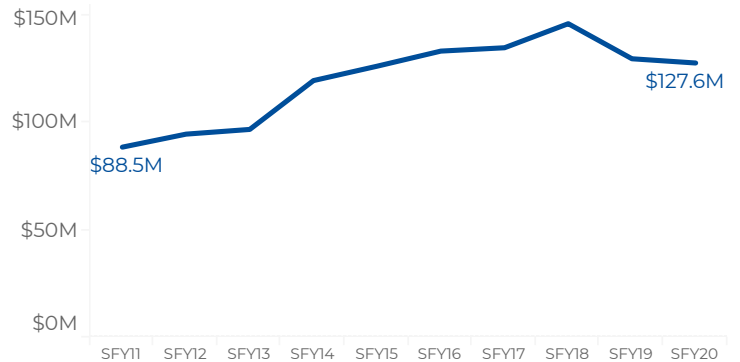


Reimbursement Cost

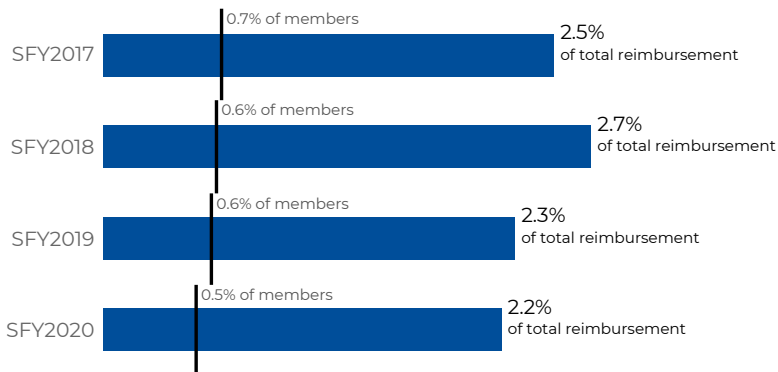
The total number of SoonerCare members diagnosed with hepatitis, and the total reimbursement for services rendered, remained essentially stable between SFY2019 and SFY2020.

The cost of treating members with hepatitis was disproportionately higher than the prevalence rate of hepatitis among members. This is further illustrated in the graph below.

Annual Reimbursement for Members with Hepatitis SFY2011 - SFY2020



SoonerCare Members with Hepatitis: Percent of Total Reimbursement Compared to Percent of Total SoonerCare Enrollment



Average Reimbursement per Member with Hepatitis SFY2011 - SFY2020



\$127,622,394

Total reimbursement for members with hepatitis

\$24,212

Average reimbursement for members with hepatitis

	Total Reimbursement	% of Total Reimbursement	Reimbursement per Member
Dual Eligible	\$25,821,609	20.2%	\$12,480
Non-Dual Eligible	\$101,800,784	79.8%	\$31,793
Adult	\$124,626,422	97.7%	\$24,171
Child	\$2,995,971	2.3%	\$26,052
Female	\$64,209,171	50.3%	\$22,388
Male	\$63,413,222	49.7%	\$26,389