


ANALYSIS OF Hemophilia in Oklahoma's SoonerCare Program



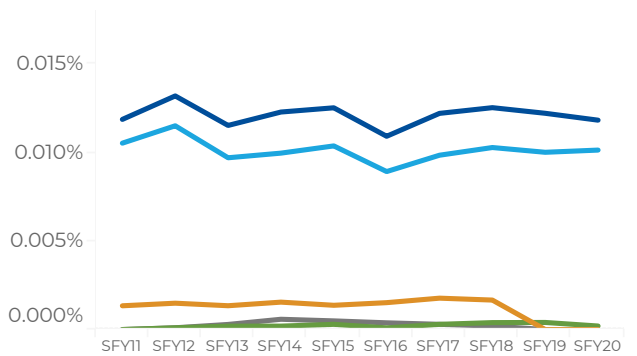
SoonerCare Members

In SFY2020 there were 119 SoonerCare members with hemophilia. The prevalence of hemophilia in the overall SoonerCare population has remained under one percent.

Total SoonerCare Enrollment SFY2011 - SFY2020




Hemophilia Prevalence Rates SFY2011 - SFY2020
Hemophilia Type: Total | Type A | Type B | Type C | Acquired

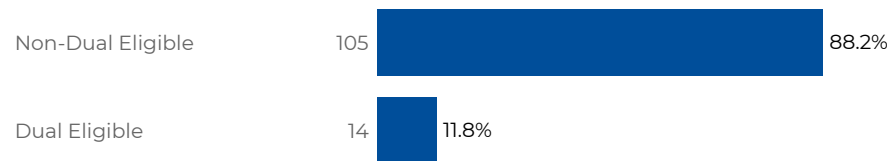


In SFY2020 there were **119** members with hemophilia, or **0.0118%** of all members

Total Prevalence Rate of Hemophilia Type Among SoonerCare members SFY2020



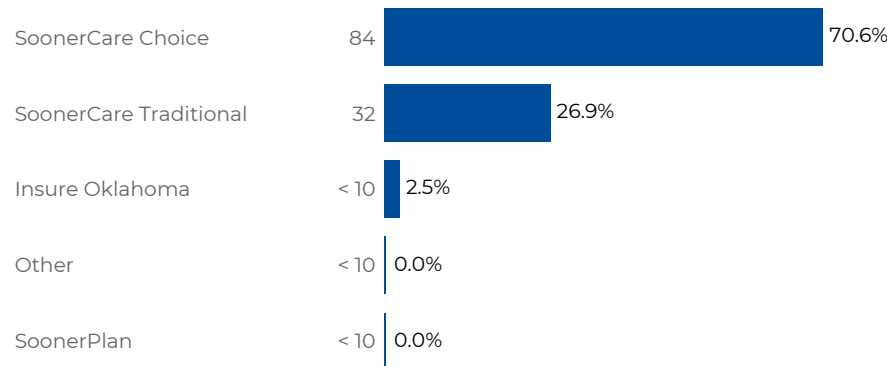
Members with Hemophilia by Eligibility Type SFY2020



88.2% were Non-Dual Eligible*
105 members

**Dual Eligible: members enrolled in both Medicaid and Medicare*

Members with Hemophilia by Delivery System SFY2020

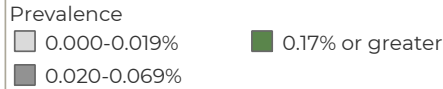


70.6% were enrolled in SoonerCare Choice
84 members

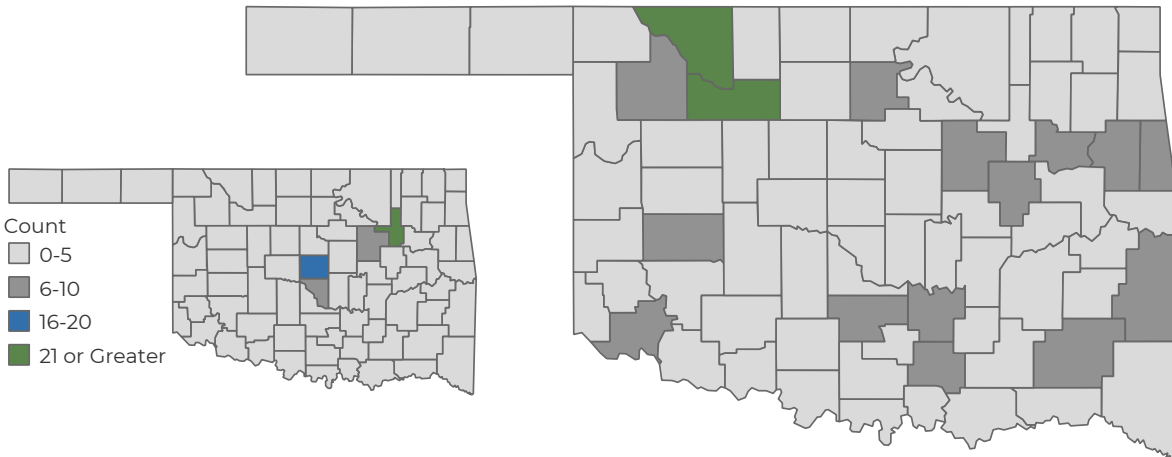
ANALYSIS OF Hemophilia in Oklahoma's SoonerCare Program



Prevalence Rates



In SFY2020, there were 16 counties with at least one member diagnosed with hemophilia. The majority of hemophilia cases are clustered near population centers, likely due to the need for care in addition to sheer population effects.

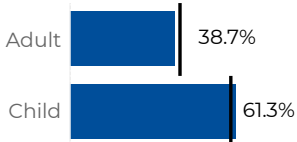


SoonerCare Members with Hemophilia

In SFY2020, hemophilia was more prevalent among males than would be expected based on the demographic composition of all SoonerCare members. See details below. The black line represents the percent of total SoonerCare members.

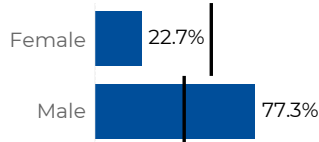
61.3%

were children
73 members



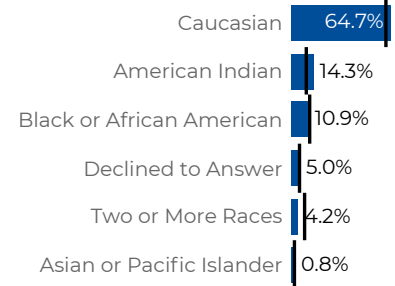
77.3%

were male
92 members



64.7%

were Caucasian
77 members

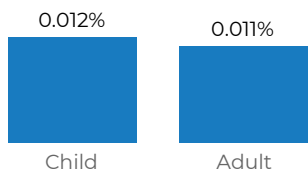


Demographics

Prevalence Rates Among SoonerCare Members

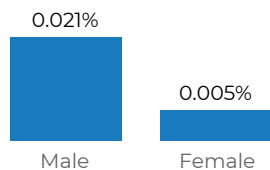
0.012%

of all child members had hemophilia



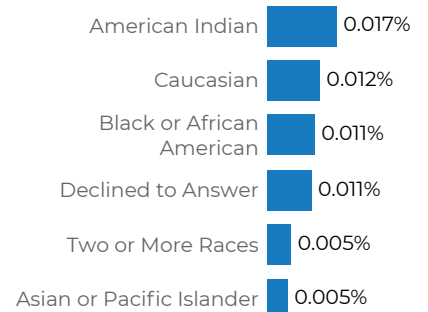
0.021%

of all male members had hemophilia



0.017%

of all American Indian members had hemophilia



ANALYSIS OF Hemophilia in Oklahoma's SoonerCare Program

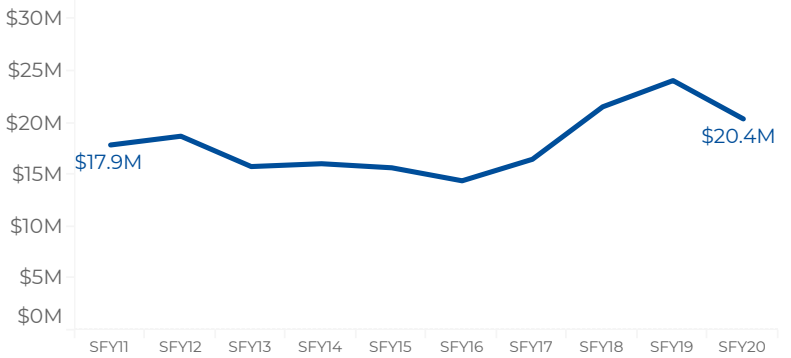


Reimbursement Cost

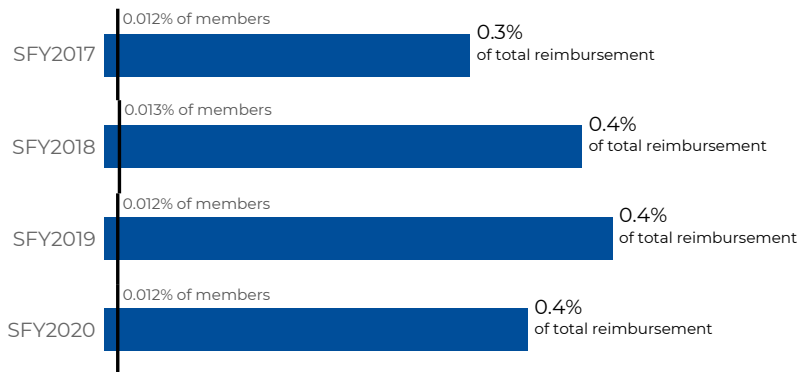
The total reimbursement for members with hemophilia fell by 15.3% from SFY2019 to SFY2020. Total reimbursement decreased from \$24,085,876 to \$20,391,243 and average reimbursement fell from its recent highest at \$197,425 to \$171,355.

The average reimbursement for male members with hemophilia (\$206,707) was significantly higher than the average reimbursement for female members with hemophilia (\$50,897).

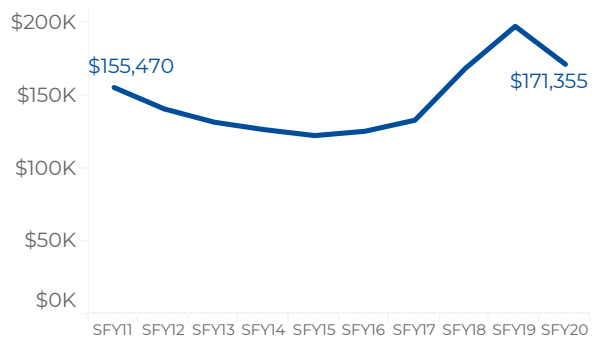
Annual Reimbursement for Members with Hemophilia SFY2011 - SFY2020



SoonerCare Members with Hemophilia: Percent of Total Reimbursement Compared to Percent of Total SoonerCare Enrollment



Average Reimbursement per Member with Hemophilia SFY2011 - SFY2020



\$20,391,243

Total reimbursement for members with hemophilia

\$171,355

Average reimbursement for members with hemophilia

	Total Reimbursement	% of Total Reimbursement	Reimbursement per Member
Dual Eligible	\$561,556	2.8%	\$40,111
Non-Dual Eligible	\$19,829,686	97.2%	\$188,854
Adult	\$8,362,354	41.0%	\$181,790
Child	\$12,028,888	59.0%	\$164,779
Female	\$1,374,225	6.7%	\$50,897
Male	\$19,017,017	93.3%	\$206,707