

# ANALYSIS OF Cancer in Oklahoma's SoonerCare Program

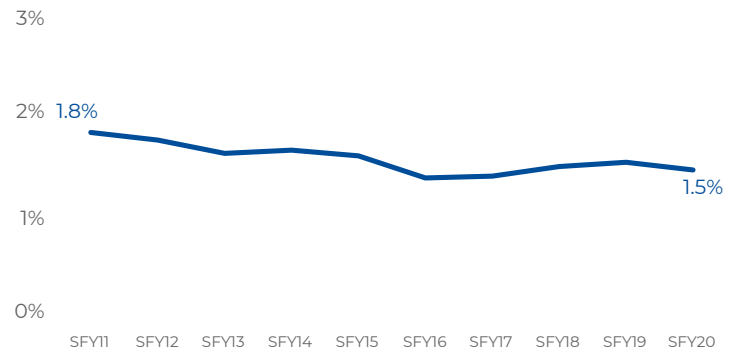


## SoonerCare Members

The number of SoonerCare members diagnosed with cancer fell slightly from SFY2019 (15,259 members) to SFY2020 (14,650 members). The prevalence rate of cancer among SoonerCare members was 1.5%.

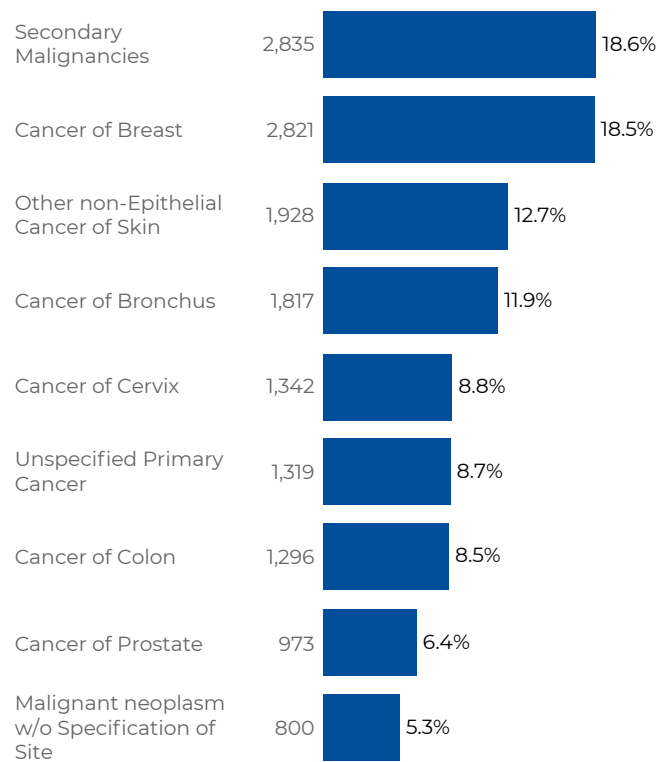
Among the 33 different types of cancer, defined by the *International Classification of Diseases, 10th Revision*, the most common types of cancer were secondary malignancies and breast cancer, other non-epithelium cancer of skin, and cancer of bronchus. Approximately one in five members with cancer (18.5%) were diagnosed with breast cancer.

Cancer Prevalence Rates  
SFY2011 - SFY2020



## Top 9 Most Frequent Cancer Diagnoses

Showing top 9 cancer diagnoses by number of members; Members may be diagnosed with more than one cancer type.



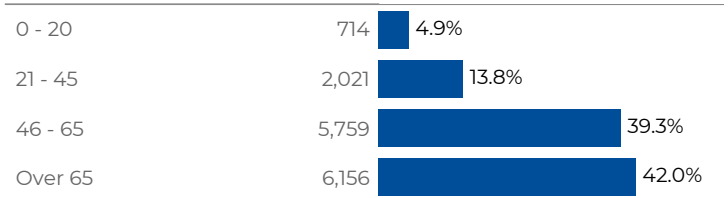
**82.6%**  
of all members with cancer had one or more of the top nine most frequent cancer types

In SFY2020 there were


**14,650**

members with cancer, or 1.5% of all SoonerCare members

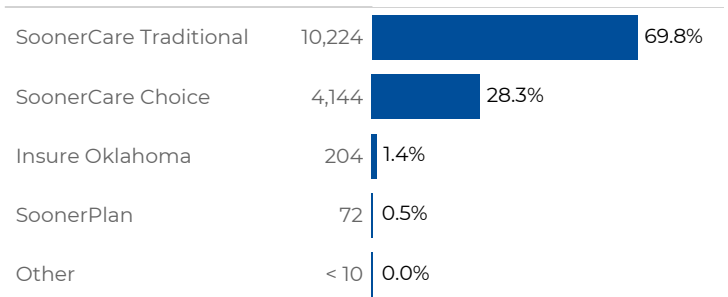
Members with Cancer by Age Group SFY2020



Members with Cancer by Eligibility Type SFY2020



Members with Cancer by Delivery System SFY2020



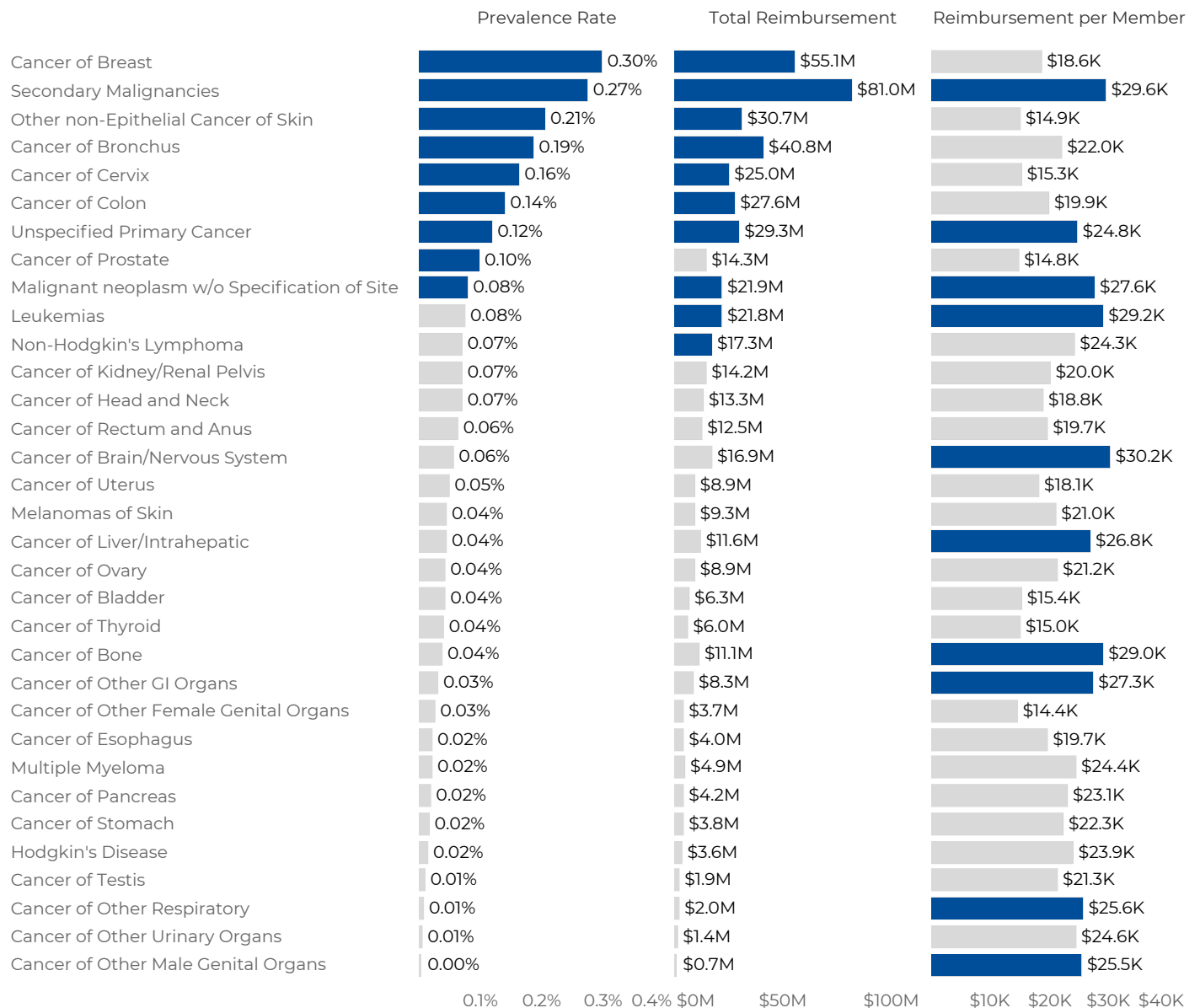
# ANALYSIS OF Cancer in Oklahoma's SoonerCare Program



**Secondary malignancies, malignant neoplasm** and **leukemias** were among the most prevalent types of cancer and had the highest reimbursement rates in SFY2020.

The total reimbursement for members with a **secondary malignancy** made up **27.6%** of the total reimbursements for members with cancer.

Cancer Prevalence Rate, Total Reimbursement, and Reimbursement per Member - Top 9 for Each Measure



# ANALYSIS OF Cancer in Oklahoma's SoonerCare Program

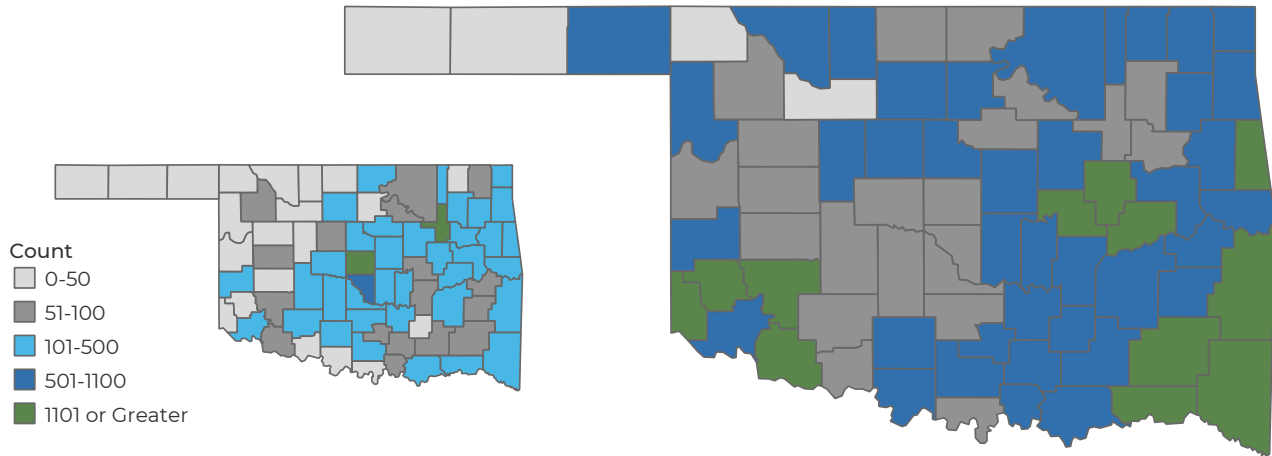


## Prevalence Rates

### Prevalence



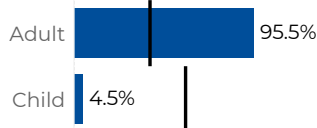
Greer (2.7%) and McIntosh (2.6%) counties had the highest prevalence of cancer. Twelve counties had rates >2%, while the majority had rates around 1%. There is reason to believe cancer rates depend on location, with the eastern half of the state generally higher in rates.



## SoonerCare Members with Cancer

In SFY2020, cancer was more prevalent among adults, females, and Caucasians than would be expected based on the demographic composition of all SoonerCare members. See details below. The black line represents the percent of total SoonerCare members.

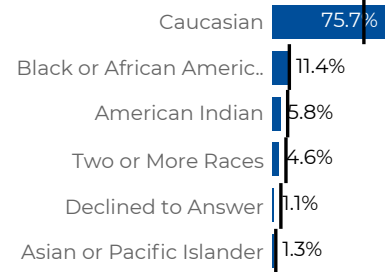
**95.5%**  
were adults  
13,997 members



**65.3%**  
were female  
9,560 members



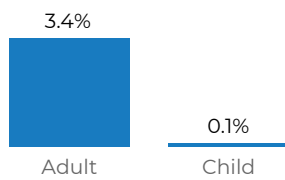
**75.7%**  
were Caucasian  
11,091 members



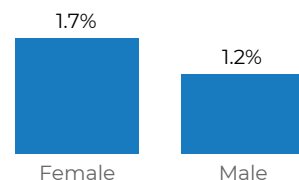
Demographics

## Prevalence Rates Among SoonerCare Members

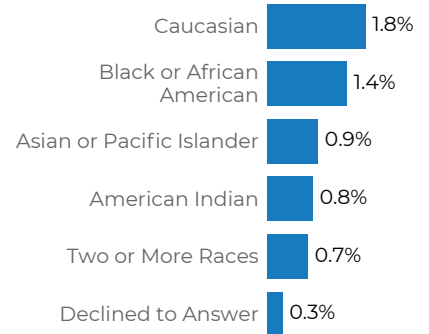
**3.4%**  
of all adult members  
had cancer



**1.7%**  
of all female members  
had cancer



**1.8%**  
of all Caucasian  
members had  
cancer



# ANALYSIS OF Cancer in Oklahoma's SoonerCare Program

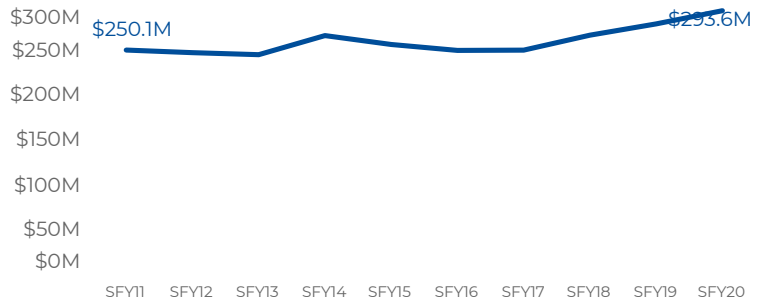


## Reimbursement Cost

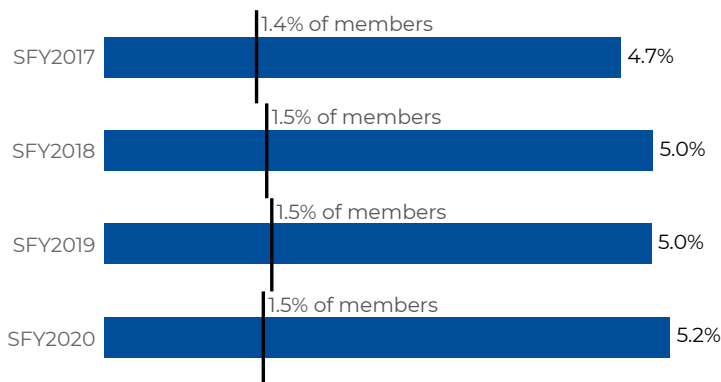
While only 1.5% of SoonerCare members had cancer in SFY2020, the total reimbursement associated with their services made up 5.2% of all SoonerCare reimbursements paid in SFY2020. The cost of providing care to members with cancer is disproportionately higher than the prevalence of cancer among SoonerCare members. The total reimbursement for members with cancer increased by 5.2% from \$279,007,061 in SFY2019 to \$293,605,712 in SFY2020.

The average reimbursement for child members with cancer (\$29,138) was 48.5% higher than the average reimbursement for adult members with cancer (\$19,617).

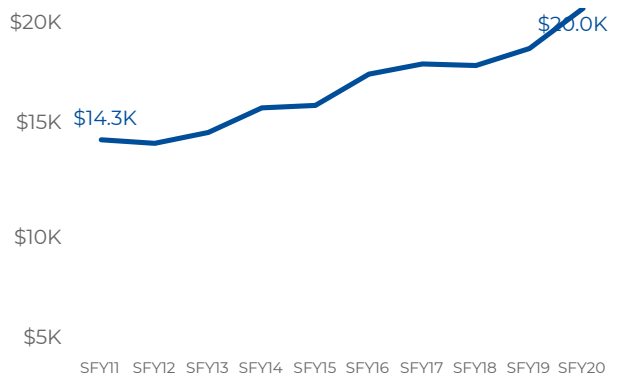
Annual Reimbursement for Members with Cancer SFY2011 - SFY2020



SoonerCare Members with Cancer: Percent of Total Reimbursement Compared to Percent of SoonerCare Enrollment



Average Reimbursement per Member with Cancer SFY2011 - SFY2020



**\$293,605,712**

Total reimbursement for members with cancer

**\$20,041**

Average reimbursement for members with cancer

	Total Reimbursement	% of Total Reimbursement	Reimbursement per Member
Dual Eligible	\$107,599,407	36.6%	\$12,802
Non-Dual Eligible	\$186,006,306	63.4%	\$29,785
Adult	\$274,578,736	93.5%	\$19,617
Child	\$19,026,976	6.5%	\$29,138
Female	\$182,838,604	62.3%	\$19,125
Male	\$110,767,108	37.7%	\$21,762