

ANALYSIS OF

Autism Spectrum Disorder in Oklahoma's SoonerCare Program



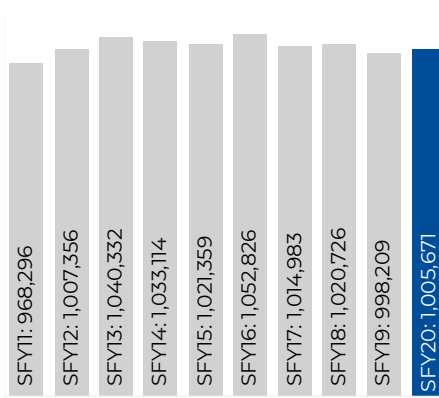
OKLAHOMA
Health Care Authority

SoonerCare Members

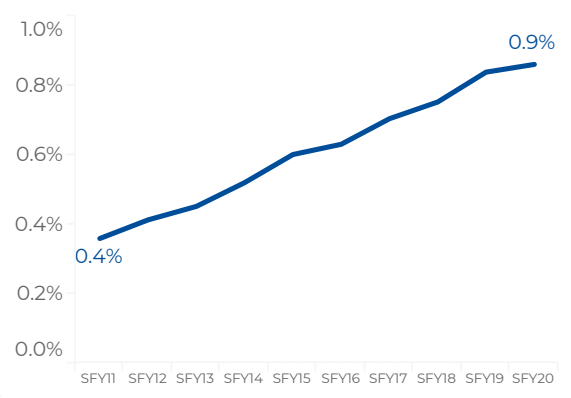
The prevalence of ASD continued to rise in SFY2020 alongside total SoonerCare enrollment. The rate of increase was probably suppressed by COVID-19, which likely interfered with the clinical interactions necessary for diagnosis.

There is reason to expect that the slower rate of growth this year will not hold in SFY2021, and that we will reach or exceed 1.0% prevalence soon.

Total SoonerCare Enrollment
SFY2011 - SFY2020



Autism Spectrum Disorder Prevalence Rates
SFY2011 - SFY2020

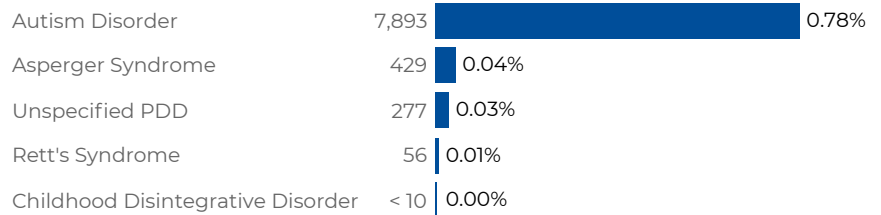


In SFY2020 there were

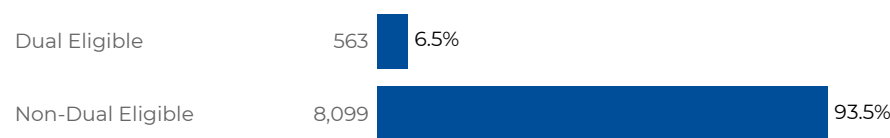
8,662

members with autism spectrum disorder, or **0.9% of all members**

Total Prevalence Rate of Autism Spectrum Disorder Type Among SoonerCare Members SFY2020



Members with Autism Spectrum Disorder by Eligibility Type
SFY2020

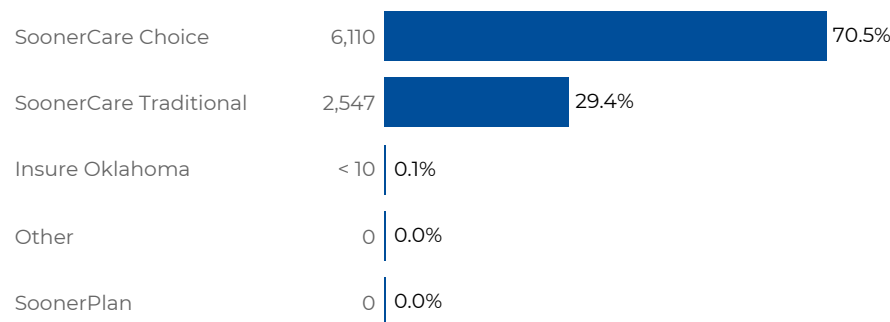


93.5%

were Non-Dual Eligible*
8,099 members

**Dual Eligible: members enrolled in both Medicaid and Medicare*

Members with Autism Spectrum Disorder by Delivery System
SFY2020



70.5%

were enrolled in
SoonerCare Choice
6,110 members

ANALYSIS OF

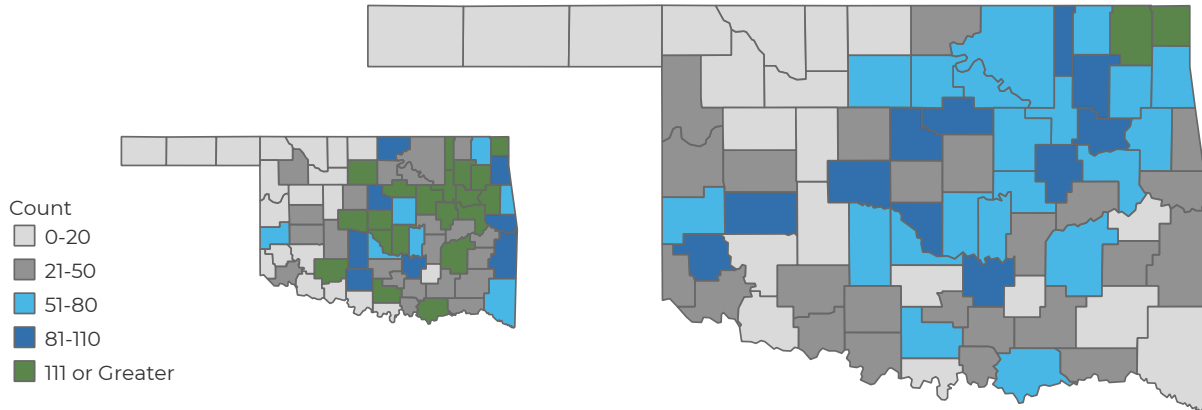
Autism Spectrum Disorder in Oklahoma's SoonerCare Program



Prevalence Rates



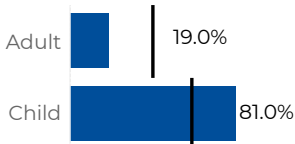
Approximately one in four counties in Oklahoma (25.9%) had a prevalence rate for ASD of 0.59% or less. Ottawa (1.39%) and Craig (1.28%) counties had the highest prevalence rate of ASD.



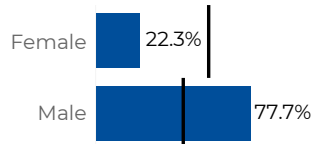
SoonerCare Members with Autism Spectrum Disorder

In SFY2020, ASD was more prevalent among children, males, and Caucasians than would be expected based on the demographic composition of all SoonerCare members. See details below. The black line represents the percent of total SoonerCare members.

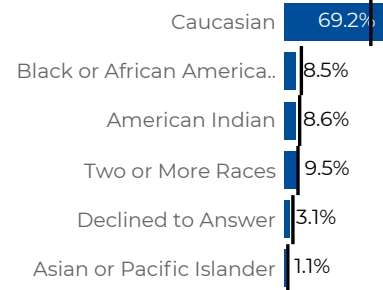
81.0%
were children
7,017 members



77.7%
were male
6,728 members



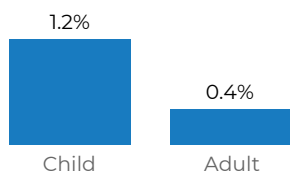
69.2%
were Caucasian
5,991 members



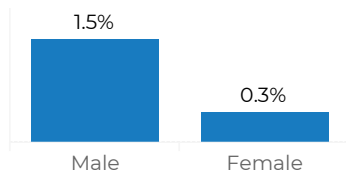
Demographics

Prevalence Rates Among SoonerCare Members

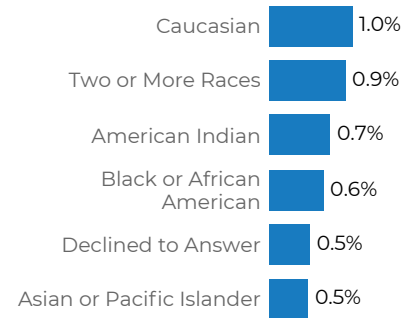
1.2%
of all child members had ASD



1.5%
of all male members had ASD



1.0%
of all Caucasian members had ASD



ANALYSIS OF

Autism Spectrum Disorder in Oklahoma's SoonerCare Program



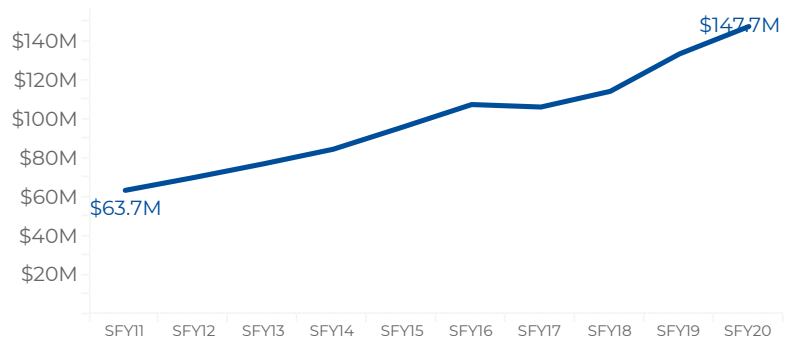
OKLAHOMA
Health Care Authority

Reimbursement Cost

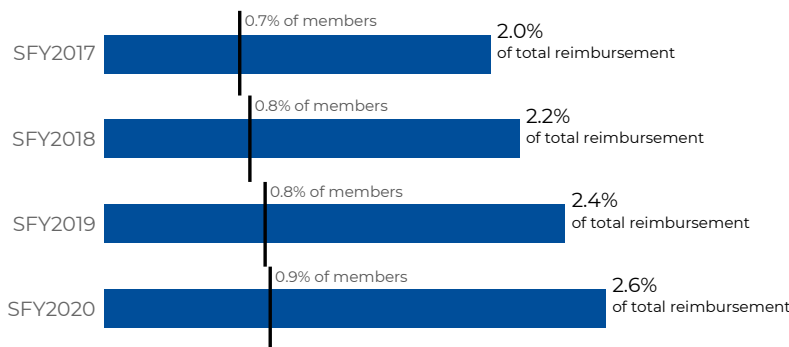
Members with ASD comprised 0.9% of all SoonerCare members in SFY2020. However, the total reimbursement associated with services rendered for members with ASD made up 2.6% of all reimbursements paid in SFY2020. This is further illustrated in the graph below. The total reimbursement for members with ASD increased by 10.4% from \$133,624,567 in SFY2019 to \$147,651,699 in SFY2020.

The average reimbursement for adult members with ASD was significantly higher than child members with ASD in SFY2020. The average reimbursement for adult members with ASD (\$39,855) was 241% higher than the average reimbursement for child members with ASD (\$11,699).

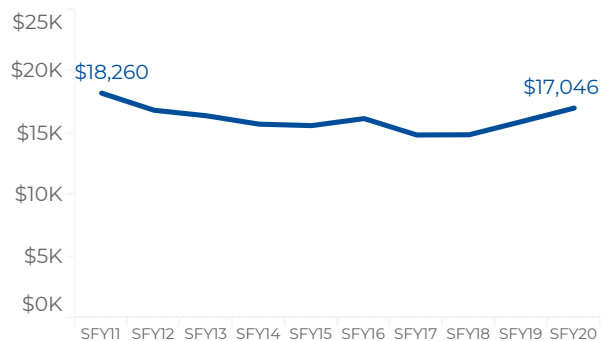
Annual Reimbursement for Members with Autism Spectrum Disorder
SFY2011 - SFY2020



SoonerCare Members with Autism Spectrum Disorder: **Percent of Total Reimbursement** Compared to Percent of Total SoonerCare Enrollment



Average Reimbursement per Member with Autism Spectrum Disorder
SFY2011 - SFY2020



\$147,651,699

Total reimbursement for members with autism spectrum disorder

\$17,046

Average reimbursement for members with autism spectrum disorder

	Total Reimbursement	% of Total Reimbursement	Reimbursement per Member
Dual Eligible	\$27,925,335	18.9%	\$49,601
Non-Dual Eligible	\$119,726,363	81.1%	\$14,783
Adult	\$65,561,918	44.4%	\$39,855
Child	\$82,089,781	55.6%	\$11,699
Female	\$37,334,079	25.3%	\$19,304
Male	\$110,317,620	74.7%	\$16,397