

Pay for Performance Fast Facts JANUARY-MARCH 2024



OKLAHOMA
Health Care Authority

The Pay for Performance program, centers around 4 CMS long stay measures with predetermined benchmarks.

N031.03 Percentage of long stay residents who received an anti-psychotic medication.

N015.03 Percentage of long stay residents with high risk/unstageable pressure ulcers. *(This metric is currently inactive; CMS will implement a replacement; TBD).*

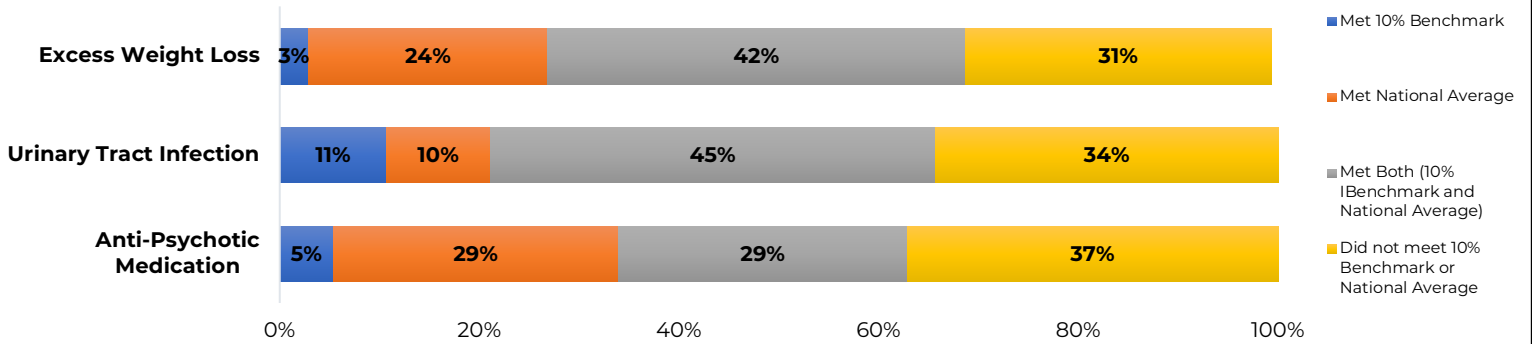
N024.02 Percentage of long stay residents with urinary tract infection.

N029.02 Percentage of long stay residents who lose to much weight.

The program allows facilities to center on member care, the ability to achieve above and beyond the standard level of care and personalize their relationships with those they serve. OHCA works in collaboration with our Oklahoma state agencies, community partners and stakeholder organizations to ensure program standards and practices are effective in fostering ongoing quality.

MEMBERS SERVED	PROGRAM PARTICIPATION	SURVEY TAGS	SURVEY TAGS IJ OR GREATER	COMPLAINT TAGS	COMPLAINT TAGS IJ OR GREATER
16,419 Avg Resident Census	280 Long Term Care Facilities	125	2	70	3

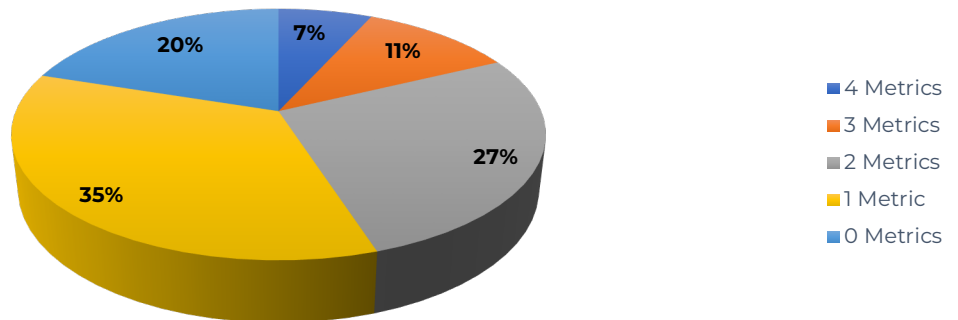
OKLAHOMA 5% AND NATIONAL AVERAGE FACILITY ACHIEVEMENT JAN-MAR 2024



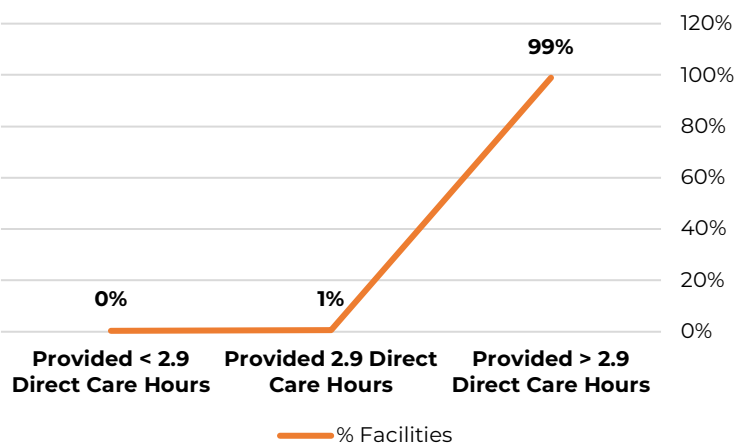
CMS Long Stay Measures	National Average	Average Variation	Oklahoma Average
Anti-Psychotic Medication	14.6	-.5	14.1
Urinary Tract Infection	2.3	1.4	3.7
Lose Too Much Weight	6.1	-1.7	4.4

JAN-MAR 2024	Anti-Psychotic Medication Use	Urinary Tract Infection	Lose Too Much Weight
2024 Baseline	14.6	2.3	6.1
Jan-Mar 2024 Performance	15.1	2.9	4.7
Quarter Percentile Change	3.33%	27.91%	-22.83%

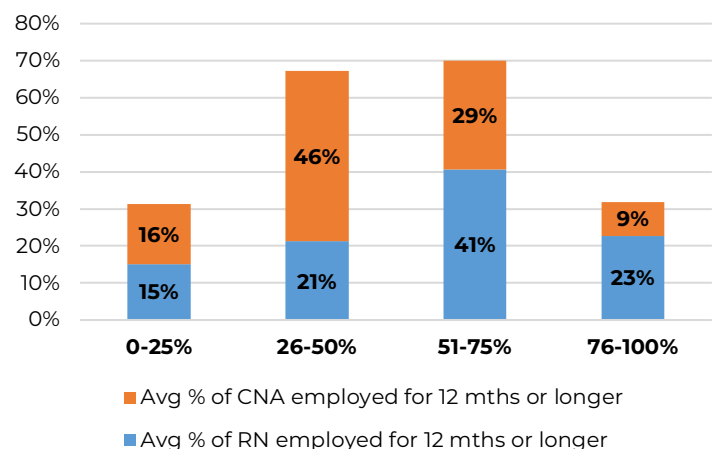
Metrics Met by Facilities JAN-MAR 2024



Direct Care Hours Reported JAN-MAR 2024



CNA/RN Retention Reported JAN-MAR 2024



*All data and statistical analysis originated from the Long-Term Care Financial Management in Finance Department of Oklahoma Health Care Authority for reporting period October-December 2023 last updated 8/20/2024.