

The Oklahoma Department of Human Services is committed to improving the safety, permanency, and well-being of children served by the child welfare system. The Pinnacle Plan is the roadmap, but public reporting is critical to ensuring transparency and accountability. The Metrics Agreement outlines how outcomes are measured and reported. [OKDHS Metrics, Baselines, and Targets Agreement -3/7/13](#) Monthly, quarterly, and bi-annual reports will be posted. Beginning July 2013, monthly updates will be posted by the 20th day of each month or the following business day.

Oklahoma is committed to good faith effort and positive trending towards the goals outlined in the plan. Each monthly report will include four performance areas, which are comprised of 10 specific metric elements. These are: 1.1 Foster Care Safety, Counts for New Foster Homes, Shelter Usage, and Worker Contacts. In addition to metrics public reporting, OKDHS posts quarterly progress reports providing valuable information regarding plan initiatives. [Pinnacle Plan - Quarterly Updates](#)

Demographics of children are included in monthly and semi-annual reports as context data. This information is helpful to understand the population being served by the child welfare system.

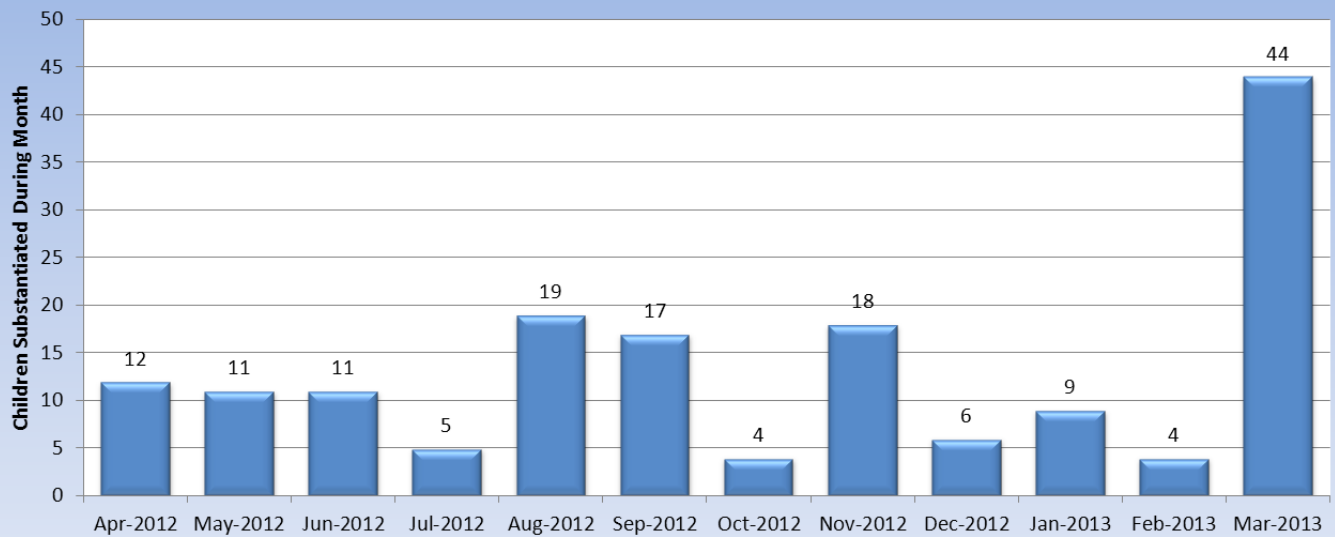
OKDHS was the first state agency to have a federally approved statewide automated child welfare information system (KIDS System) and continues to strive for high quality data. **The data in this report is subject to change due to ongoing data entry, changes in definitions, and/or data quality issues that may be discovered through the process.**

To review specific measures, click on the link. This link will lead to bar graphs and charts with detailed information for each measure. [To view a printable version of the monthly reports, please click here.](#)

If you have questions or feedback regarding the Pinnacle Plan, please email us at dhs.childwelfareplan@okdhs.org.

Pinnacle Measure		Pinnacle Plan Measures - Monthly Summary Report - July 2013					
		Name	Description	Period Ending	Jun-2013		
Monthly Count					Total Served / # Not Victims	# of Victims - March	
Foster Care Safety	1.1	Maltreatment by Resource Caregivers	Of all children in foster care during the reporting period, what number and percent were not victims of substantiated or indicated maltreatment (abuse and/or neglect) by foster parent or facility staff member.	3/31/2013			10,154
					10,110		
	1.2	Maltreatment by Parents in Custody	Of all children in the legal custody of OKDHS during the reporting period, what number and percent were not victims of substantiated or indicated maltreatment (abuse and/or neglect) by a parent.	3/31/2013	10,154	24 Children	
					10,130		
					June Total	SFY TOTAL to Date	
Resource Homes	2.1	Foster Homes	Newly approved foster homes	6/30/2013	65 Homes	796 homes	
	2.3	Therapeutic Foster Homes	Newly approved therapeutic foster homes.	6/30/2013	5 Homes	86 homes	
					Contacts Made	Contacts Required	% Contacts Made
Worker Contacts	3.1	Frequency of Contacts	The percentage of the total minimum number of required monthly face-to-face contacts that took place during the reporting period between case workers and children in foster care for at least 1 calendar month during the reporting period.	6/30/2013	9,072	9,580	94.7%
	3.2	Frequency of Primary Worker Contacts	The percentage of the total minimum number of required monthly face-to-face contacts that took place during the reporting period between primary caseworkers and children in foster care for at least 1 calendar month during the reporting period.	6/30/2013	6,929	9,580	72.3%
					June Total	6 Month Total - NIGHTS	
Shelter Use	5.1	Shelter Use Under 2	The number of child-nights during the past six months involving children under age 2 years.	6/30/2013	150 Nights 17 Children	272 Nights	
	5.2	Shelter Use 2 to 5	The number of child-nights during the past six months involving children age 2 years to 5 years.	6/30/2013	747 Nights 85 Children	4356 Nights	
	5.3	Shelter Use 6 to 12	The number of child-nights during the past six months involving children age 6 years to 12 years.	6/30/2013	3403 Nights 235 Children	21292 Nights	
	5.4	Shelter Use Over 12	The number of child-nights during the past six months involving children age 13 years or older.	6/30/2013	3870 Nights 258 Children	22179 Nights	
Context Data		Demographical Information on Children In Care, including age and race			NOTE:** This is not a Pinnacle Plan Measure. Demographical Data Only		

1.1: Maltreatment in Care by Resource Caregivers - March 2013



Data Source: KIDS Data via <http://FosteringCourtImprovement.org/>

Measure 1.1	12-Apr	12-May	12-Jun	12-Jul	12-Aug	12-Sep	12-Oct	12-Nov	12-Dec	13-Jan	13-Feb	13-Mar
# of Children Served	9037	9234	9407	9419	9651	9498	9554	9662	9702	9714	9874	10154
# of Children without abuse	9025	9223	9396	9414	9632	9481	9550	9644	9696	9705	9870	10110
# of Children with abuse	12	11	11	5	19	17	4	18	6	9	4	44

Data: The Maltreatment in Care Measure by Resource Caregiver incorporates a 90 day lag time in order to allow for the Appeal/Program review process to complete. The data reflects substantiations in the month that the investigation was completed and not necessarily in the month that the abuse or neglect occurred. This measure includes all children placed in foster care homes and kinship homes (which are relative placements). Oklahoma began including children substantiated of maltreatment by the Office of Client Advocacy in institutional settings in March 2013.

Comments:

July 2013: March 2013 was the first month to include OCA investigations in the number of children who were victims of maltreatment in care.

1.2: Maltreatment In Care by Parents - March 2013



Data Source: KIDS Data via <http://FosteringCourtImprovement.org/>

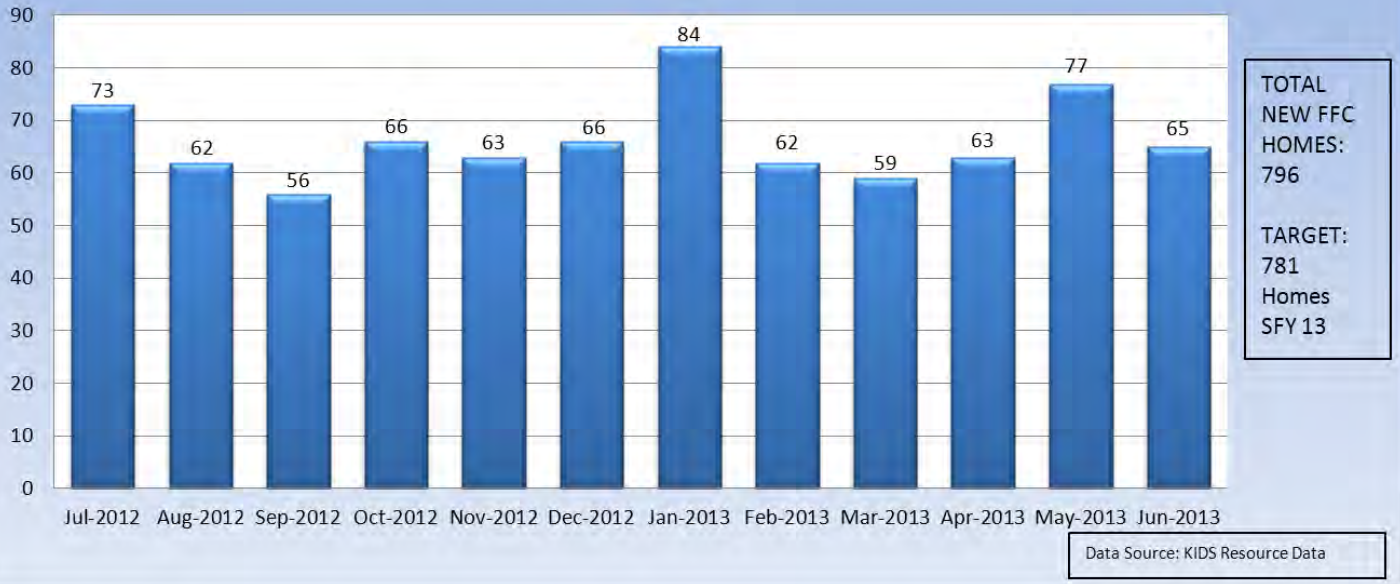
Measure 1.2	12-Apr	12-May	12-Jun	12-Jul	12-Aug	12-Sep	12-Oct	12-Nov	12-Dec	13-Jan	13-Feb	13-Mar
# of Children Served	9037	9234	9407	9419	9651	9498	9554	9662	9702	9714	9874	10154
# of Children without abuse	9029	9212	9389	9401	9637	9477	9529	9639	9699	9686	9852	10130
# of Children with abuse	8	22	18	18	14	21	25	23	3	28	22	24

Data: The Maltreatment in Care by Parents measure incorporates a 90 day lag for reporting. The data reflects substantiations in the month that the investigation was completed and not necessarily in the month that the abuse or neglect occurred.

Comments:

July 2013: The Federal government requires that we report on all children in DHS custody, regardless of when the abuse or neglect occurred. Of the 24 reported children in March, 12 children were reporting on abuse that occurred prior to coming into DHS custody.

2.1: New Family Foster Care Homes - June 2013



Month	12-Jul	12-Aug	12-Sep	12-Oct	12-Nov	12-Dec	13-Jan	13-Feb	13-Mar	13-Apr	13-May	13-Jun	Total
# of New FFC Homes	73	62	56	66	63	66	84	62	59	63	77	65	796

Data: Total Count of New Foster Homes includes all Contracted Foster Care Homes, Foster Family Homes, Emergency Foster Care Homes, Shelter Host Homes, and Supported Foster Homes by month that they were opened using the agreed upon criteria. (This does not include Kinship or Tribal Homes.)

Comments:

July 2013: 65 New foster homes were opened in June 2013, which brought the total for SFY13 to 796.

2.3: New Therapeutic Foster Care Homes - June 2013



TOTAL
NEW TFC
HOMES:
86

Target:
150
Homes
SFY 13

Data Source: KIDS Resource Data

Month	12-Jul	12-Aug	12-Sep	12-Oct	12-Nov	12-Dec	13-Jan	13-Feb	13-Mar	13-Apr	13-May	13-Jun	Total
# of New TFC Homes	8	8	9	6	7	5	8	8	6	7	9	5	86

Data: Total Count of New Therapeutic Foster Homes includes all new TFC Homes, by month that they were opened using the agreed upon criteria.

Comments:

July 2013: 5 new TFC homes were opened in June 2013, which brought the total to 86 for SFY 13.

3.1: Frequency of Contacts, All Workers % of Required Visits Made - June 2013



	12-Jul	12-Aug	12-Sep	12-Oct	12-Nov	12-Dec	13-Jan	13-Feb	13-Mar	13-Apr	13-May	13-Jun
Contacts Made	8156	8099	8136	8314	8411	8327	8489	8559	8716	8996	9136	9072
Contacts Required	8593	8535	8587	8687	8820	8709	8829	9007	9105	9400	9559	9580
% Made	94.9%	94.9%	94.7%	95.7%	95.4%	95.6%	96.1%	95.0%	95.7%	95.7%	95.6%	94.7%

Data: The Data reflects the total number of required visits due to children in out of home care and the number of total required visits made for a given month. Only one visit per month is counted even though multiple visits may have been made during the month.

Comments:

July 2013: The visitation rate for all worker visits in June 2013 was 94.7%.

3.2: Frequency of Contacts, Primary Worker % of Required Visits Made - June 2013



Data Source: KIDS Data via <http://FosteringCourtImprovement.org/>

	12-Jul	12-Aug	12-Sep	12-Oct	12-Nov	12-Dec	13-Jan	13-Feb	13-Mar	13-Apr	13-May	13-Jun
Contacts Made	3611	3539	3619	3944	3974	3979	4723	5138	5598	6149	6542	6929
Contacts Required	8593	8535	8587	8687	8820	8709	8829	9007	9105	9400	9559	9580
% Made	42.0%	41.5%	42.1%	45.4%	45.1%	45.7%	53.5%	57.0%	61.5%	65.4%	68.4%	72.3%

Data: The Data reflects the total number of required visits due to children in out of home care and the number of total required visits made by the primary assigned worker for a given month. Only one visit per month by the primary worker is counted even though multiple visits may have been made by multiple workers during the month.

Comments:

July 2013: The worker visitation rate for primary workers in June 2013 was 72.3%.

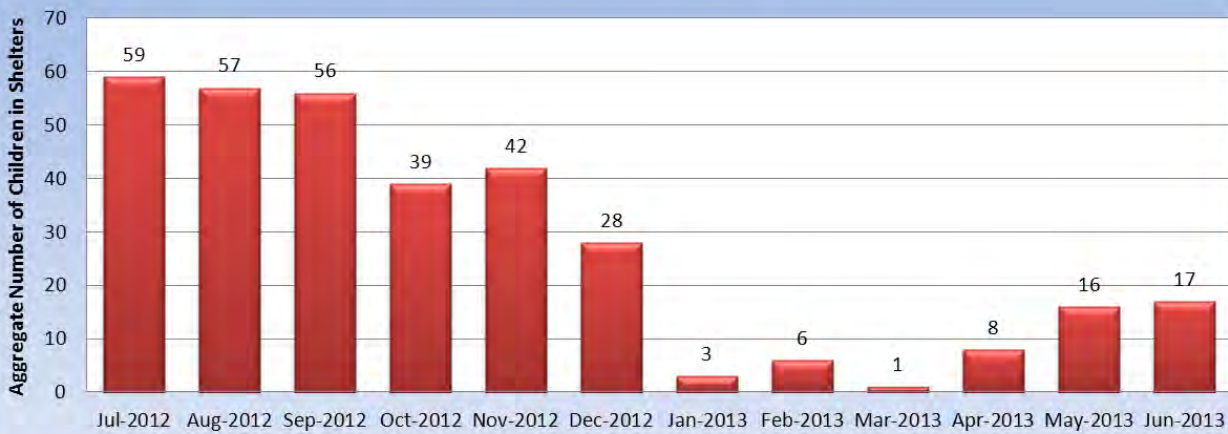
5.1: Monthly Shelter-Nights, Age 0-1 - June 2013



Data Source: KIDS Data via <http://FosteringCourtImprovement.org/>

	12-Jul	12-Aug	12-Sep	12-Oct	12-Nov	12-Dec	13-Jan	13-Feb	13-Mar	13-Apr	13-May	13-Jun
# of Nights	295	316	349	175	233	147	8	25	7	29	53	150

5.1: Monthly Children in Shelter, Age 0-1 - June 2013



Data Source: KIDS Data via <http://FosteringCourtImprovement.org/>

	12-Jul	12-Aug	12-Sep	12-Oct	12-Nov	12-Dec	13-Jan	13-Feb	13-Mar	13-Apr	13-May	13-Jun
# of Children	59	57	56	39	42	28	3	6	1	8	16	17

Data: Data shown for the number of children will count some children more than once if their shelter stay extended from one month into the next. This measure was implemented 12/31/12. Automatic exceptions will be made for children age 0-1 in the following circumstances: Part of a sibling set of 4 or more, newborns placed with a minor parent who is also in DHS custody, and medically fragile children requiring 24 hour care.

Comments:

July 2013: Of the 47 children in the shelter between 1/1/13 and 6/30/13: 11 were part of a sibling set of 2 or 3, and 20 met the automatic exception criteria including, 18 who were part of a sibling set of 4 or more, one newborn placed with a minor parent in custody, and one medically fragile child.

5.2: Monthly Shelter-Nights, Age 2-5 - June 2013



Data Source: KIDS Data via <http://FosteringCourtImprovement.org>

	12-Jul	12-Aug	12-Sep	12-Oct	12-Nov	12-Dec	13-Jan	13-Feb	13-Mar	13-Apr	13-May	13-Jun
# of Children	1490	196	1283	1291	1109	892	907	634	493	758	817	747

5.2: Monthly Children in Shelter, Age 2-5 - June 2013



Data Source: KIDS Data via <http://FosteringCourtImprovement.org>

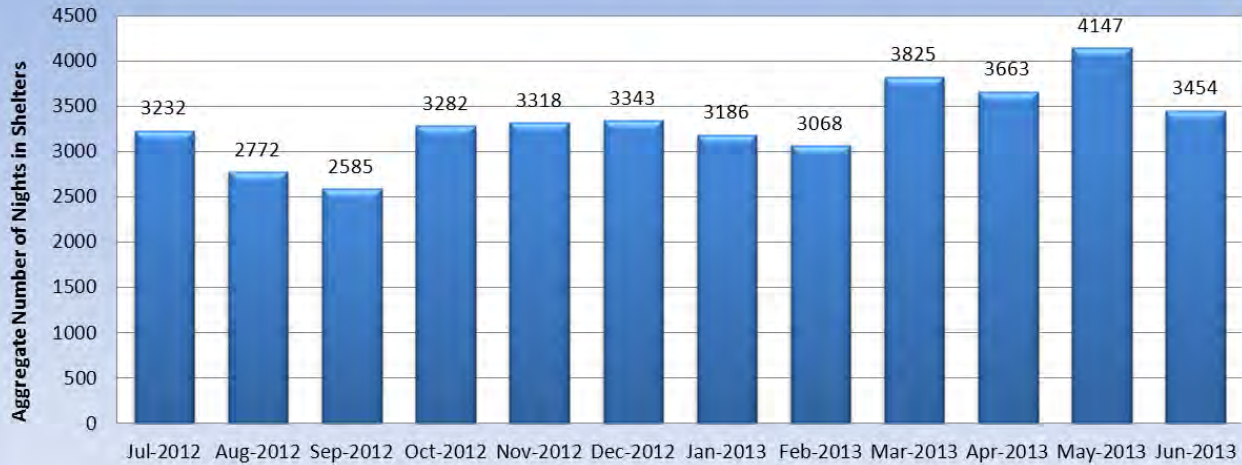
	12-Jul	12-Aug	12-Sep	12-Oct	12-Nov	12-Dec	13-Jan	13-Feb	13-Mar	13-Apr	13-May	13-Jun
# of Children	147	149	105	115	107	99	81	66	51	69	77	85

Data: Data shown for the number of children will count some children more than once if their shelter stay extended from one month into the next. The Pinnacle Plan commitment is to stop the use of shelters for children age 2-5 years beginning 7/1/13.

Comments:

July 2013: In June 2013, 85 children spent a total of 747 nights in the shelter.

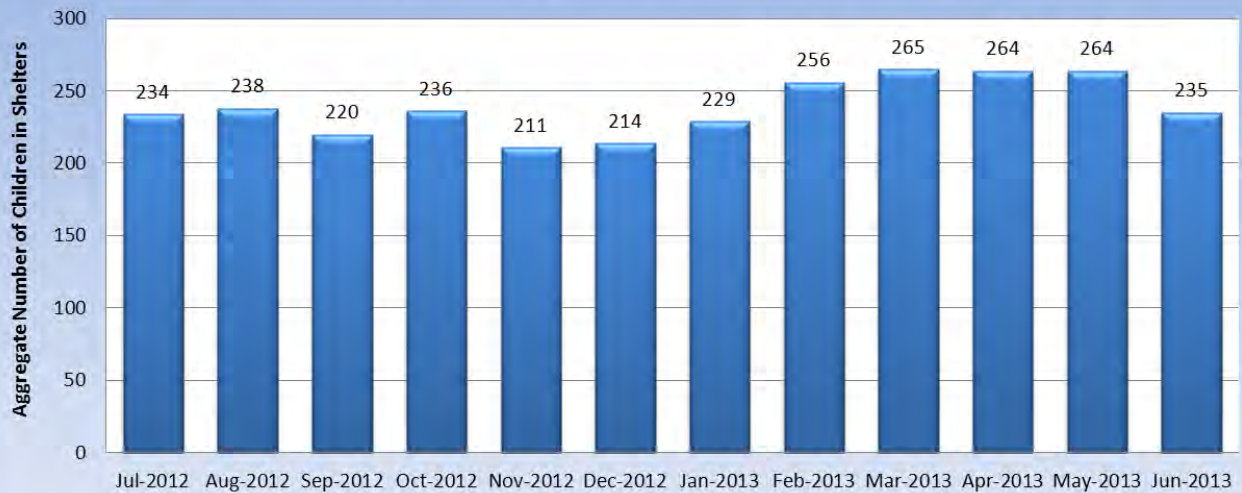
5.3: Monthly Shelter-Nights, Age 6-12 - June 2013



Data Source: KIDS Data via <http://FosteringCourtImprovemnt.org>

	12-Jul	12-Aug	12-Sep	12-Oct	12-Nov	12-Dec	13-Jan	13-Feb	13-Mar	13-Apr	13-May	13-Jun
# of Children	3232	2772	2585	3282	3318	3343	3186	3068	3825	3663	4147	3454

5.3: Monthly Children in Shelter, Age 6-12 - June 2013



Data Source: KIDS Data via <http://FosteringCourtImprovemnt.org>

	12-Jul	12-Aug	12-Sep	12-Oct	12-Nov	12-Dec	13-Jan	13-Feb	13-Mar	13-Apr	13-May	13-Jun
# of Children	234	238	220	236	211	214	229	256	265	264	264	235

Data: Data shown for the number of children will count some children more than once if their shelter stay extended from one month into the next. The Pinnacle Plan commitment is to stop the use of shelters for children age 6-12 years beginning 7/1/2014.

Comments:

July 2013: In June 2013, 235 children spent a total of 3454 nights in the shelter.

5.4: Monthly Shelter-Nights, Over 12 - June 2013



Data Source: KIDS Data via <http://FosteringCourtImprovement.org>

	12-Jul	12-Aug	12-Sep	12-Oct	12-Nov	12-Dec	13-Jan	13-Feb	13-Mar	13-Apr	13-May	13-Jun
# of Children	2930	3067	2801	3252	3070	3746	3482	3123	3652	4087	3965	3870

5.4: Monthly Children in Shelter, Over 12 - June 2013



Data Source: KIDS Data via <http://FosteringCourtImprovement.org>

	12-Jul	12-Aug	12-Sep	12-Oct	12-Nov	12-Dec	13-Jan	13-Feb	13-Mar	13-Apr	13-May	13-Jun
# of Children	147	149	105	115	107	99	81	66	51	69	77	85

Data: Data shown for the number of children will count some children more than once if their shelter stay extended from one month into the next.

Comments:

July 2013: In June 2013, 258 children spent a total of 3870 nights in the shelter.

Context Information – June 2013

Context Data - June 2013		
Total Number in of Children in Out of Home Care June 2013 - 10,530 Children		
Age	# of Children	% of Total
Age - 0-1	1864	17.70%
Age - 2-5	2593	24.62%
Age - 6-12	3584	34.04%
Age - Over 13	2489	23.64%
Race	# of Children	% of Total
White	5008	47.56%
African American	1171	11.12%
Multi Race	3475	33.00%
Native american	856	8.13%
Pacific Islander	4	0.04%
Asian	16	0.15%

