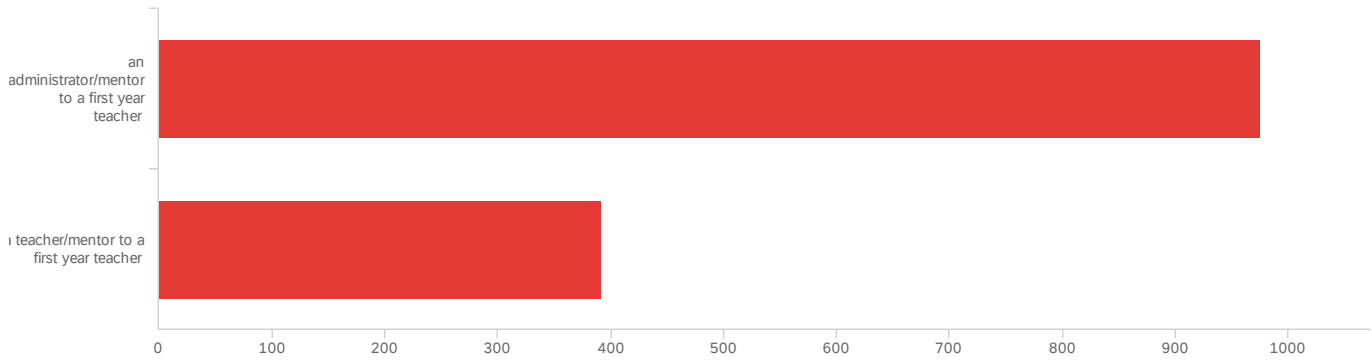


Full Sample FYT Mentor Report 2020

OEQA Mentor/Administrator Survey 2020

June 21, 2020 9:32 AM CDT

Q5 - The person completing this survey is:



#	Field	Minimum	Maximum	Mean	Std Deviation	Variance	Count
1	The person completing this survey is:	1.00	2.00	1.29	0.45	0.20	1,368

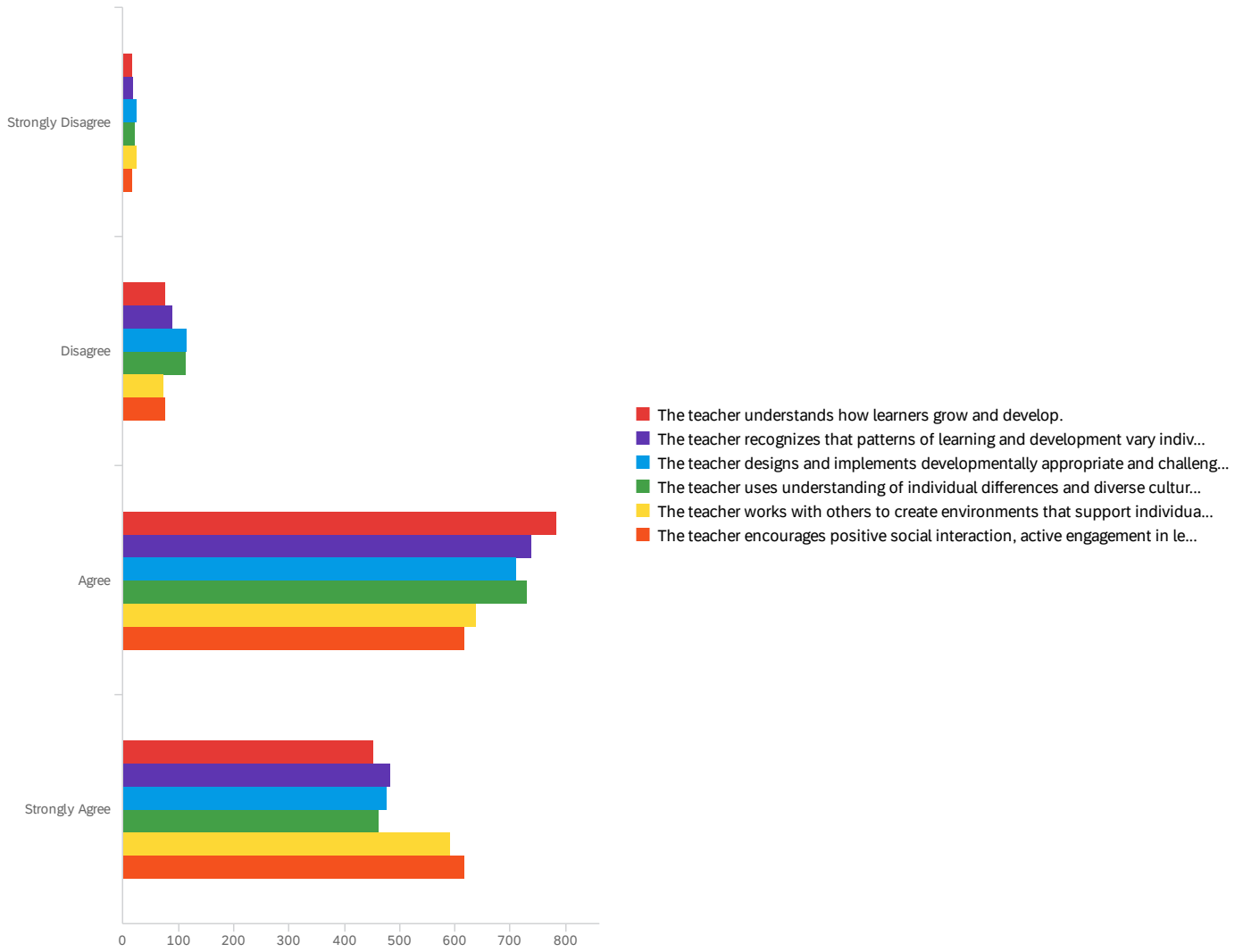
#	Field	Choice Count
1	an administrator/mentor to a first year teacher.	71.35% 976
2	a teacher/mentor to a first year teacher.	28.65% 392

1368

Showing rows 1 - 3 of 3

Q1 - The Learner and Learning Please rate the extent to which you agree that each

statement is true of [ExternalDataReference].



#	Field	Minimum	Maximum	Mean	Std Deviation	Variance	Count
1	The teacher understands how learners grow and develop.	1.00	4.00	3.26	0.62	0.38	1,330
2	The teacher recognizes that patterns of learning and development vary individually within and across the cognitive, linguistic, social, emotional, and physical areas.	1.00	4.00	3.27	0.64	0.41	1,329
3	The teacher designs and implements developmentally appropriate and challenging learning experiences.	1.00	4.00	3.23	0.68	0.47	1,329
4	The teacher uses understanding of individual differences and diverse cultures and communities to ensure inclusive learning environments that enable each learner to meet high standards.	1.00	4.00	3.23	0.67	0.45	1,329

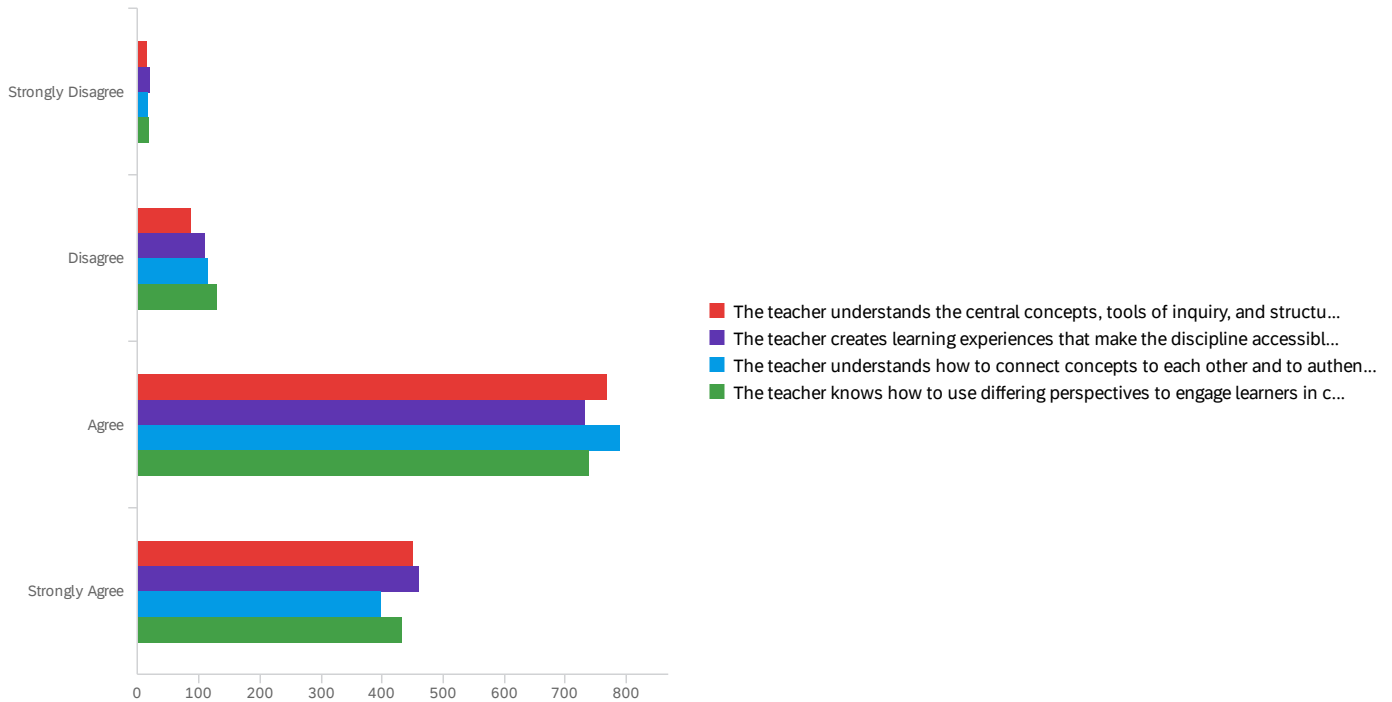
#	Field	Minimum	Maximum	Mean	Std Deviation	Variance	Count
5	The teacher works with others to create environments that support individual and collaborative learning.	1.00	4.00	3.35	0.67	0.45	1,329
6	The teacher encourages positive social interaction, active engagement in learning, and self-motivation.	1.00	4.00	3.38	0.65	0.43	1,329

#	Field	Strongly Disagree	Disagree	Agree	Strongly Agree	Total
1	The teacher understands how learners grow and develop.	1.28% 17	5.71% 76	58.95% 784	34.06% 453	1330
2	The teacher recognizes that patterns of learning and development vary individually within and across the cognitive, linguistic, social, emotional, and physical areas.	1.35% 18	6.70% 89	55.61% 739	36.34% 483	1329
3	The teacher designs and implements developmentally appropriate and challenging learning experiences.	1.88% 25	8.73% 116	53.50% 711	35.89% 477	1329
4	The teacher uses understanding of individual differences and diverse cultures and communities to ensure inclusive learning environments that enable each learner to meet high standards.	1.66% 22	8.58% 114	54.93% 730	34.84% 463	1329
5	The teacher works with others to create environments that support individual and collaborative learning.	1.88% 25	5.49% 73	48.08% 639	44.54% 592	1329
6	The teacher encourages positive social interaction, active engagement in learning, and self-motivation.	1.28% 17	5.72% 76	46.50% 618	46.50% 618	1329

Showing rows 1 - 6 of 6

Q2 - Content Please rate the extent to which you agree that each statement is true of

[ExternalDataReference].



#	Field	Minimum	Maximum	Mean	Std Deviation	Variance	Count
1	The teacher understands the central concepts, tools of inquiry, and structures of the discipline(s) he or she teaches.	1.00	4.00	3.25	0.62	0.39	1,324
2	The teacher creates learning experiences that make the discipline accessible and meaningful for learners to assure mastery of the content.	1.00	4.00	3.23	0.66	0.44	1,324
3	The teacher understands how to connect concepts to each other and to authentic local and global issues.	1.00	4.00	3.19	0.64	0.41	1,323
4	The teacher knows how to use differing perspectives to engage learners in critical thinking, creativity, and collaborative problem solving.	1.00	4.00	3.20	0.67	0.44	1,324

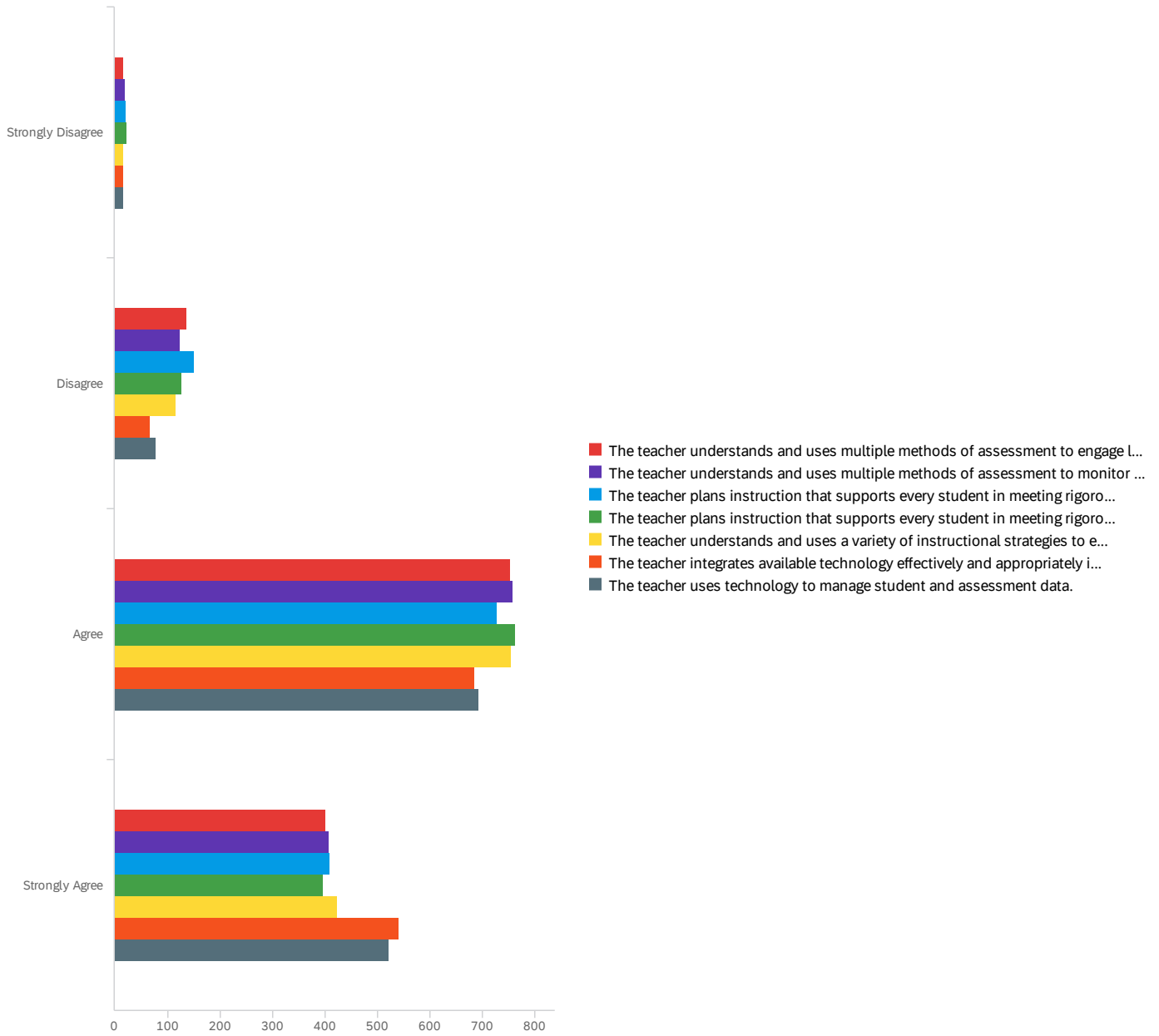
#	Field	Strongly Disagree	Disagree	Agree	Strongly Agree	Total
1	The teacher understands the central concepts, tools of inquiry, and structures of the discipline(s) he or she teaches.	1.13% 15	6.65% 88	58.08% 769	34.14% 452	1324

#	Field	Strongly Disagree	Disagree	Agree	Strongly Agree	Total
2	The teacher creates learning experiences that make the discipline accessible and meaningful for learners to assure mastery of the content.	1.51% 20	8.31% 110	55.36% 733	34.82% 461	1324
3	The teacher understands how to connect concepts to each other and to authentic local and global issues.	1.28% 17	8.77% 116	59.79% 791	30.16% 399	1323
4	The teacher knows how to use differing perspectives to engage learners in critical thinking, creativity, and collaborative problem solving.	1.44% 19	9.89% 131	55.89% 740	32.78% 434	1324

Showing rows 1 - 4 of 4

Q3 - Instructional Practice Please rate the extent to which you agree that each statement

is true of [ExternalDataReference].



#	Field	Minimum	Maximum	Mean	Std Deviation	Variance	Count
1	The teacher understands and uses multiple methods of assessment to engage learners in their own growth and guide learners' decision making.	1.00	4.00	3.18	0.66	0.43	1,313
2	The teacher understands and uses multiple methods of assessment to monitor learner progress and to guide his/her decision making.	1.00	4.00	3.19	0.66	0.43	1,313

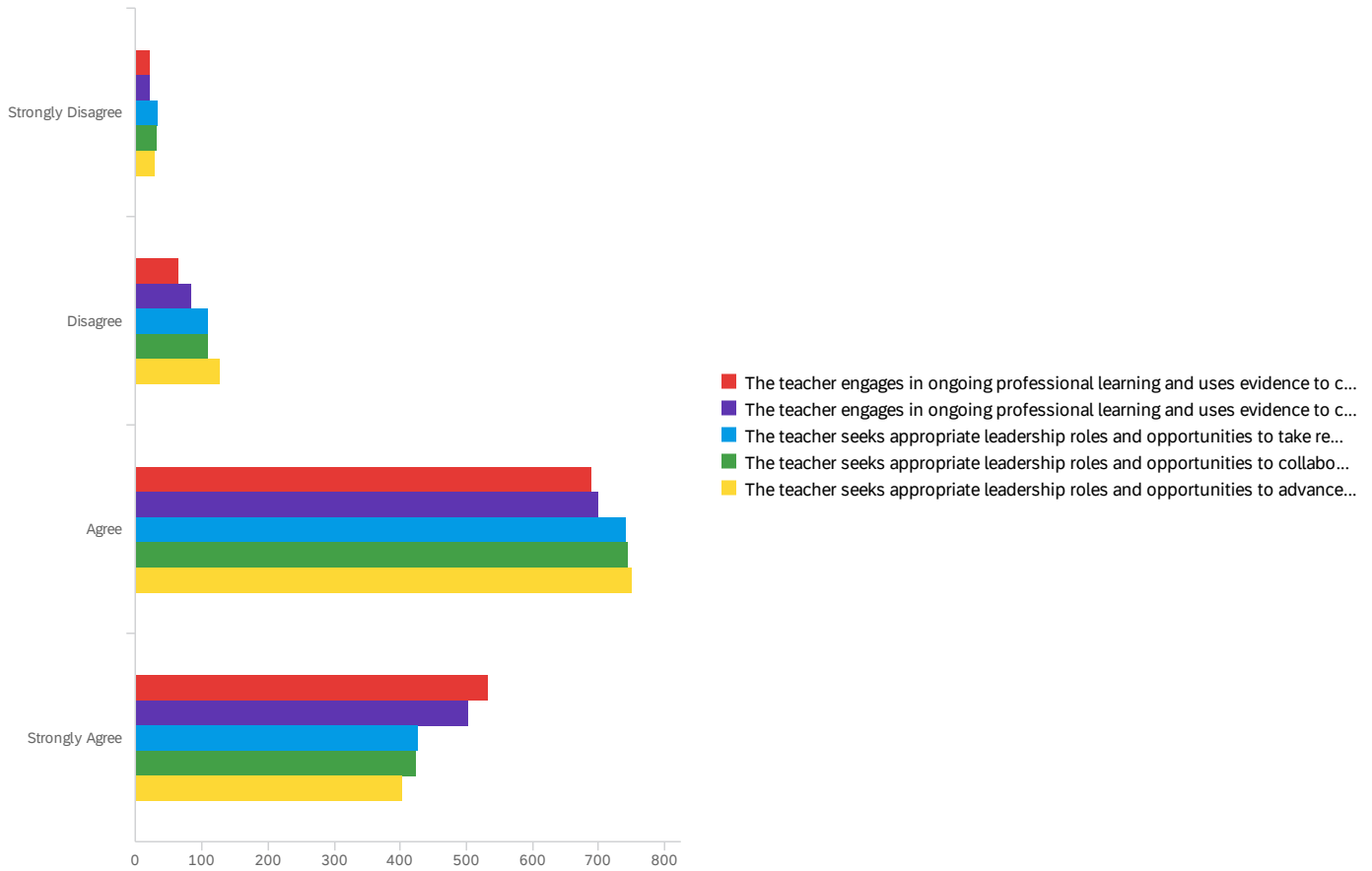
#	Field	Minimum	Maximum	Mean	Std Deviation	Variance	Count
3	The teacher plans instruction that supports every student in meeting rigorous learning goals by drawing upon knowledge of content areas, curriculum, cross-disciplinary skills, and pedagogy.	1.00	4.00	3.16	0.68	0.47	1,313
4	The teacher plans instruction that supports every student in meeting rigorous learning goals by drawing upon knowledge of learners and the community context.	1.00	4.00	3.17	0.66	0.44	1,313
5	The teacher understands and uses a variety of instructional strategies to encourage learners to develop deep understanding of content areas and their connections, and to build skills to apply knowledge in meaningful ways.	1.00	4.00	3.21	0.65	0.42	1,313
6	The teacher integrates available technology effectively and appropriately into instruction.	1.00	4.00	3.34	0.63	0.40	1,313
7	The teacher uses technology to manage student and assessment data.	1.00	4.00	3.31	0.64	0.41	1,313

#	Field	Strongly Disagree	Disagree	Agree	Strongly Agree	Total
1	The teacher understands and uses multiple methods of assessment to engage learners in their own growth and guide learners' decision making.	1.29% 17	10.51% 138	57.50% 755	30.69% 403	1313
2	The teacher understands and uses multiple methods of assessment to monitor learner progress and to guide his/her decision making.	1.52% 20	9.52% 125	57.88% 760	31.07% 408	1313
3	The teacher plans instruction that supports every student in meeting rigorous learning goals by drawing upon knowledge of content areas, curriculum, cross-disciplinary skills, and pedagogy.	1.68% 22	11.58% 152	55.52% 729	31.23% 410	1313
4	The teacher plans instruction that supports every student in meeting rigorous learning goals by drawing upon knowledge of learners and the community context.	1.75% 23	9.75% 128	58.19% 764	30.31% 398	1313
5	The teacher understands and uses a variety of instructional strategies to encourage learners to develop deep understanding of content areas and their connections, and to build skills to apply knowledge in meaningful ways.	1.29% 17	8.83% 116	57.58% 756	32.29% 424	1313
6	The teacher integrates available technology effectively and appropriately into instruction.	1.29% 17	5.10% 67	52.32% 687	41.28% 542	1313
7	The teacher uses technology to manage student and assessment data.	1.29% 17	5.94% 78	52.93% 695	39.83% 523	1313

Showing rows 1 - 7 of 7

Q4 - Professional Responsibility Please rate the extent to which you agree that each

statement is true of [ExternalDataReference].



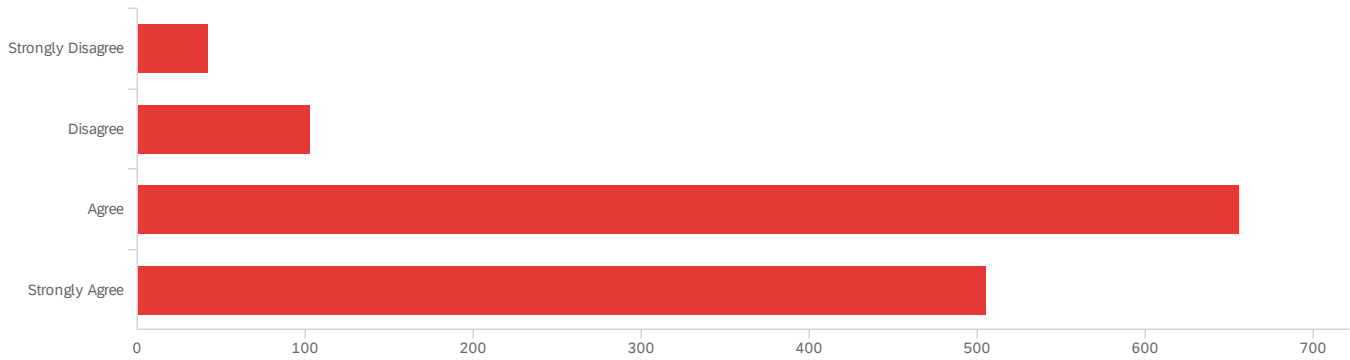
#	Field	Minimum	Maximum	Mean	Std Deviation	Variance	Count
1	The teacher engages in ongoing professional learning and uses evidence to continually evaluate his/her practice, particularly the effects of his/her choices and actions on others (learners, families, other professionals, and the community).	1.00	4.00	3.32	0.65	0.42	1,311
2	The teacher engages in ongoing professional learning and uses evidence to continually adapt practice to meet the needs of each learner.	1.00	4.00	3.29	0.66	0.43	1,311
3	The teacher seeks appropriate leadership roles and opportunities to take responsibility for student learning.	1.00	4.00	3.19	0.69	0.47	1,311
4	The teacher seeks appropriate leadership roles and opportunities to collaborate with learners, families, colleagues, other school professionals, and community members to ensure learner growth.	1.00	4.00	3.19	0.68	0.47	1,311
5	The teacher seeks appropriate leadership roles and opportunities to advance the profession.	1.00	4.00	3.17	0.68	0.47	1,311

#	Field	Strongly Disagree	Disagree	Agree	Strongly Agree	Total
1	The teacher engages in ongoing professional learning and uses evidence to continually evaluate his/her practice, particularly the effects of his/her choices and actions on others (learners, families, other professionals, and the community).	1.68% 22	4.96% 65	52.71% 691	40.66% 533	1311
2	The teacher engages in ongoing professional learning and uses evidence to continually adapt practice to meet the needs of each learner.	1.68% 22	6.41% 84	53.47% 701	38.44% 504	1311
3	The teacher seeks appropriate leadership roles and opportunities to take responsibility for student learning.	2.52% 33	8.31% 109	56.60% 742	32.57% 427	1311
4	The teacher seeks appropriate leadership roles and opportunities to collaborate with learners, families, colleagues, other school professionals, and community members to ensure learner growth.	2.44% 32	8.31% 109	56.83% 745	32.42% 425	1311
5	The teacher seeks appropriate leadership roles and opportunities to advance the profession.	2.21% 29	9.76% 128	57.28% 751	30.74% 403	1311

Showing rows 1 - 5 of 5

Q16 - Overall, [ExternalDataReference]'s preparation/route to certification effectively

prepared him/her to have a positive impact on P12 student learning and development.



#	Field	Minimum	Maximum	Mean	Std Deviation	Variance	Count
1	Overall, [ExternalDataReference]'s preparation/route to certification effectively prepared him/her to have a positive impact on P12 student learning and development.	1.00	4.00	3.24	0.73	0.53	1,306

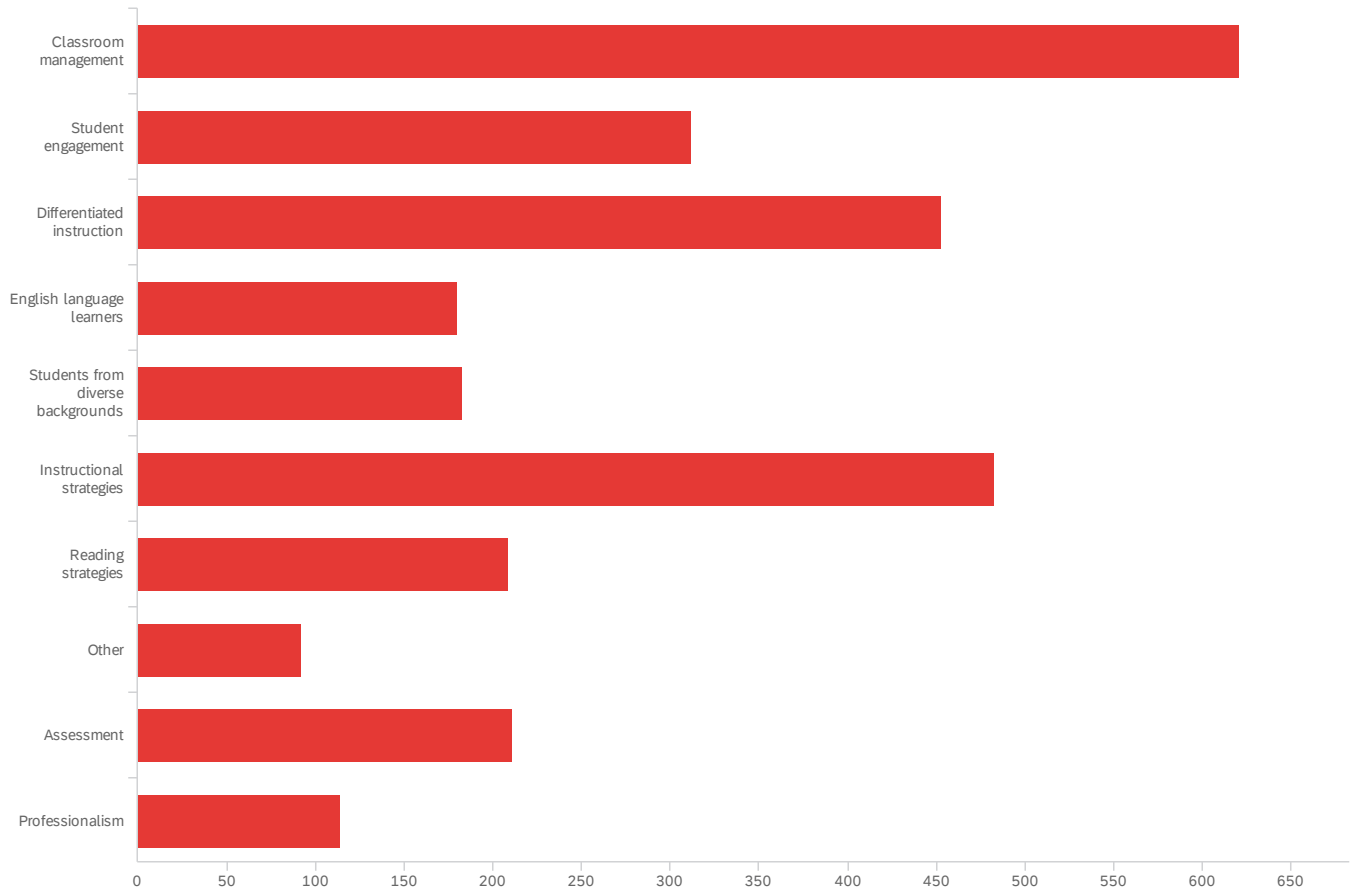
#	Field	Choice Count
1	Strongly Disagree	3.22% 42
2	Disagree	7.89% 103
3	Agree	50.23% 656
4	Strongly Agree	38.67% 505

1306

Showing rows 1 - 5 of 5

Q7 - Considering [ExternalDataReference]'s preparation in light of the needs of your

school, what are your recommendations for strengthening the teacher's preparation?



#	Field	Choice Count
1	Classroom management	21.73% 621
2	Student engagement	10.92% 312
3	Differentiated instruction	15.85% 453
4	English language learners	6.30% 180
5	Students from diverse backgrounds	6.40% 183
6	Instructional strategies	16.90% 483
7	Reading strategies	7.31% 209
8	Other	3.22% 92
9	Assessment	7.38% 211
10	Professionalism	3.99% 114

Showing rows 1 - 11 of 11

Q7_8_TEXT - Other

Other

Teacher is awesome

██████████ is one of the best teachers I've ever worked with. She is a model teacher.

students with learning disabilities

she is an excellent teacher

Countied collaboration

Develop a commitment to students and the profession.

Positive Reinforcement

Student Relationships

██████ does a fantastic job.

She is the best special ed teacher I have seen in 25 years

School Culture, specifically, Great Expectations and relating it to classroom instruction/management

Professional interactions...How to deal with all types of people that you work with.

Building positive relationships with students and families.

Knowledge of State Standards

One of the best prepared entry level teacher i have seen in 40 years of education.

Classroom management outside of the gym setting.

Honestly, ██████ does very well in all these areas.

NONE AT THIS TIME

Dealing with parents, and not taking concerns to heart!

na

Other

Math and reading strategies for struggling learners.

Completion of items that are given to her to complete for her students, and being receptive to help when it is given by veteran educators.

██████ has strong abilities in all areas

expeceriace

Student Understanding

Trauma Informed Practices

Continue to grow as an educator pperpetually

Bring solutions to the problem when you can.

I have no concerns

dealing with various special education challenges

██████ is a great teacher, I just wish she was better prepared to pass her subject area test.

I feel like she has done a great job serving the many levels of abilities of her students. I think helping new teachers handle frustration with various facets of education.

INcredible teacher - only fine tuning needed

██████ does really well in all areas.

Ed Plan

Technology

Make sure you always have assignments for students to do in the learning management system when you have to be gone for livestock shows, etc., and hold students accountable to have it done when you return.

Place with stronger teachers for student teaching experience.

Implementation of suggestions given throughout the year.

Technology and classroom management in the classroom

not prepared to handle the work load of teaching

child development, content understanding

Attendance

Other

Experience is all she needs

early childhood transitions and management

Early Childhood transitions and management techniques

creating classroom culture

She is alternatively certified, so she will continue to grow and change with more experience and knowledge base. She is doing a great job!

Effective and efficient lesson planning that leads into being prepared from the beginning to end of class.

██████ did not finish the school year as a teacher.

Appropriate parent communication skills

More use of technology!

collaborative planning within a large team

Content Expertise

N/A

Teacher has the knowledge to be an effective teacher, just is not able to prioritize and follow through.

Don't be afraid to jump in and offer something different from the rest of the department for upcoming teacher plans and lessons. Your input, skills, knowledge is valued.

Some things you just have to learn as you go and she is doing that. I feel she is doing a good job and will become increasing better with experience.

██████ is doing an amazing job.

None at this time

More mentorship and knowledge on how to integrate the concepts through all subject areas and learn more about inquiry.

dealing with extreme behavior in individual students

dealing with extreme behavior of individual students

██████ does a very good job conveying instructions and establishing leadership. Typical 1st year though, learn from mistakes and get better. Overall zero complaints.

██████████████ came to us with 23 years of teaching experience. We need to do a better job of accepting out of state resources so we can attract and keep qualified teachers moving into the state

Continue to focus on our ████████ high Reliability learning goals and scales.

Other

I honestly can't think of what [REDACTED] needs to work on. He's a great instructor, and role model for our students, and other teachers in the building.

Analyzing assessment data and adjusting appropriately. She is doing this already but could continue to grow in this area. She could also begin to take more of a leadership role.

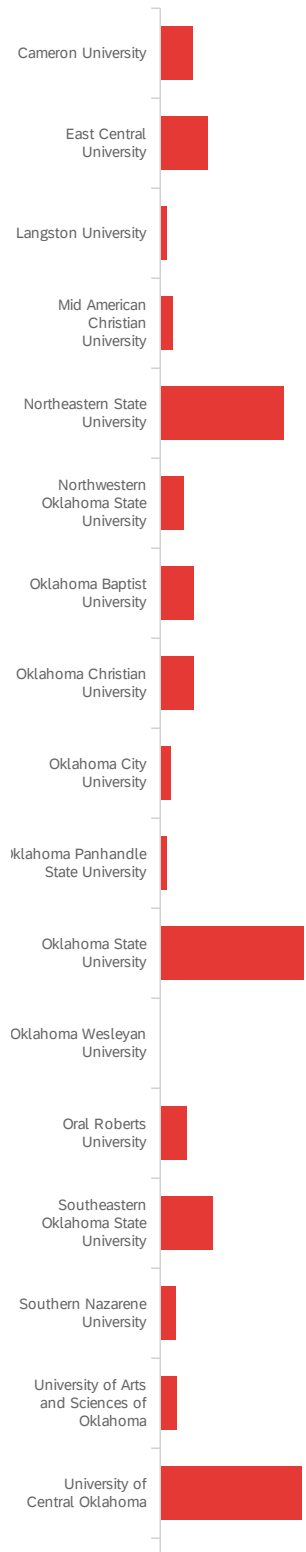
remain in profession

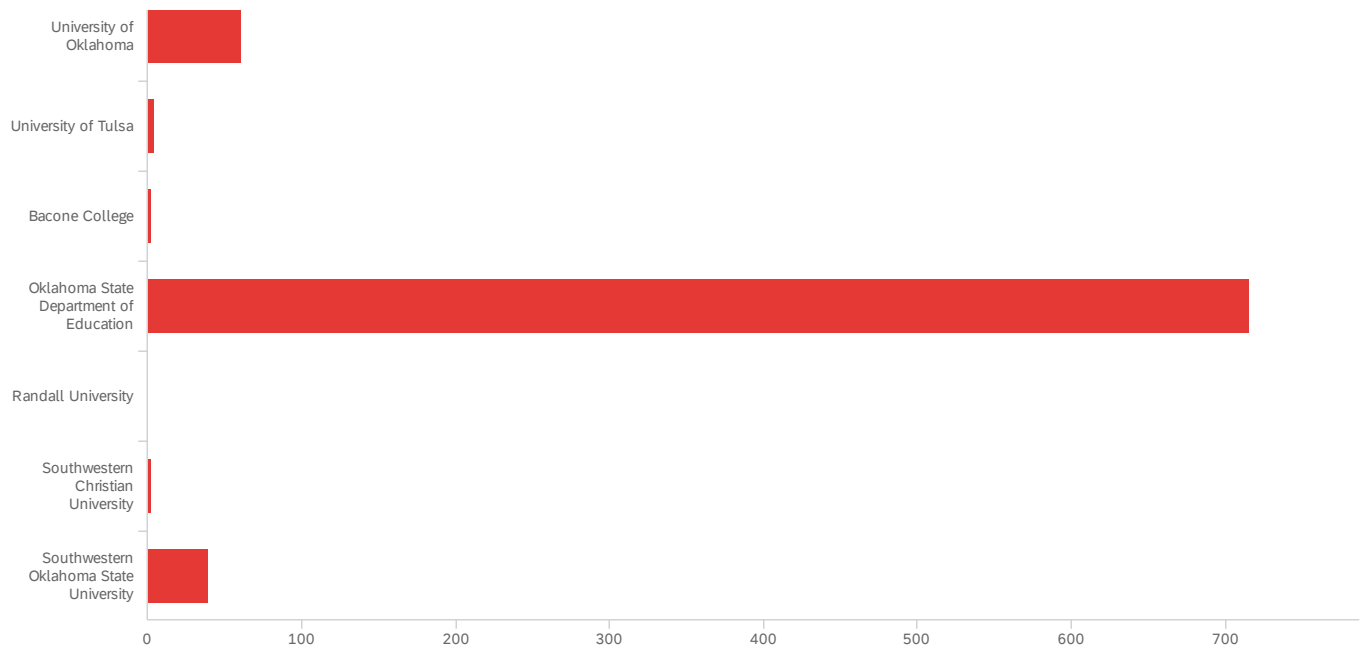
Time management

additional collaboration time with other teachers

Lesson planning, planning for the day and thinking ahead are a few areas that need improvement. More experience in the profession will help this.

Q8 - [ExternalDataReference] received his/her preparation at which of the following institutions? If the teacher has an alternative or emergency certificate, please select Oklahoma State Department of Education.





#	Field	Minimum	Maximum	Mean	Std Deviation	Variance	Count
1	[ExternalDataReference] received his/her preparation at which of the following institutions? If the teacher has an alternative or emergency certificate, please select Oklahoma State Department of Education.	1.00	25.00	17.86	6.33	40.09	1,295

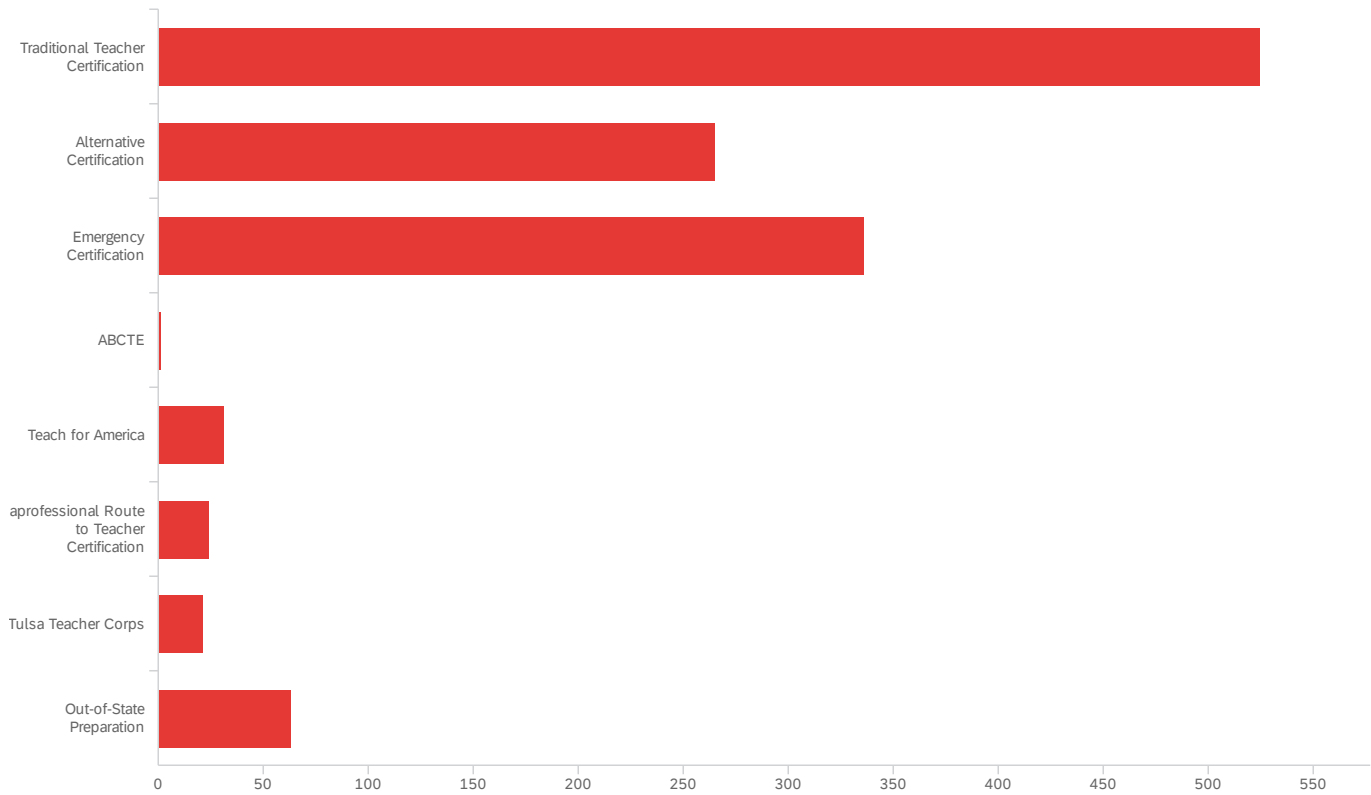
#	Field	Choice Count
1	Cameron University	1.62% 21
2	East Central University	2.39% 31
3	Langston University	0.31% 4
4	Mid American Christian University	0.62% 8
6	Northeastern State University	6.18% 80
7	Northwestern Oklahoma State University	1.16% 15
8	Oklahoma Baptist University	1.70% 22
9	Oklahoma Christian University	1.70% 22
10	Oklahoma City University	0.54% 7
11	Oklahoma Panhandle State University	0.31% 4
12	Oklahoma State University	7.18% 93
13	Oklahoma Wesleyan University	0.00% 0
14	Oral Roberts University	1.31% 17

#	Field	Choice Count
15	Southeastern Oklahoma State University	2.63% 34
16	Southern Nazarene University	0.77% 10
17	University of Arts and Sciences of Oklahoma	0.85% 11
18	University of Central Oklahoma	7.10% 92
19	University of Oklahoma	4.71% 61
20	University of Tulsa	0.31% 4
21	Bacone College	0.15% 2
22	Oklahoma State Department of Education	55.29% 716
23	Randall University	0.00% 0
24	Southwestern Christian University	0.15% 2
25	Southwestern Oklahoma State University	3.01% 39

1295

Showing rows 1 - 25 of 25

Q9 - [ExternalDataReference] received his/her license via:

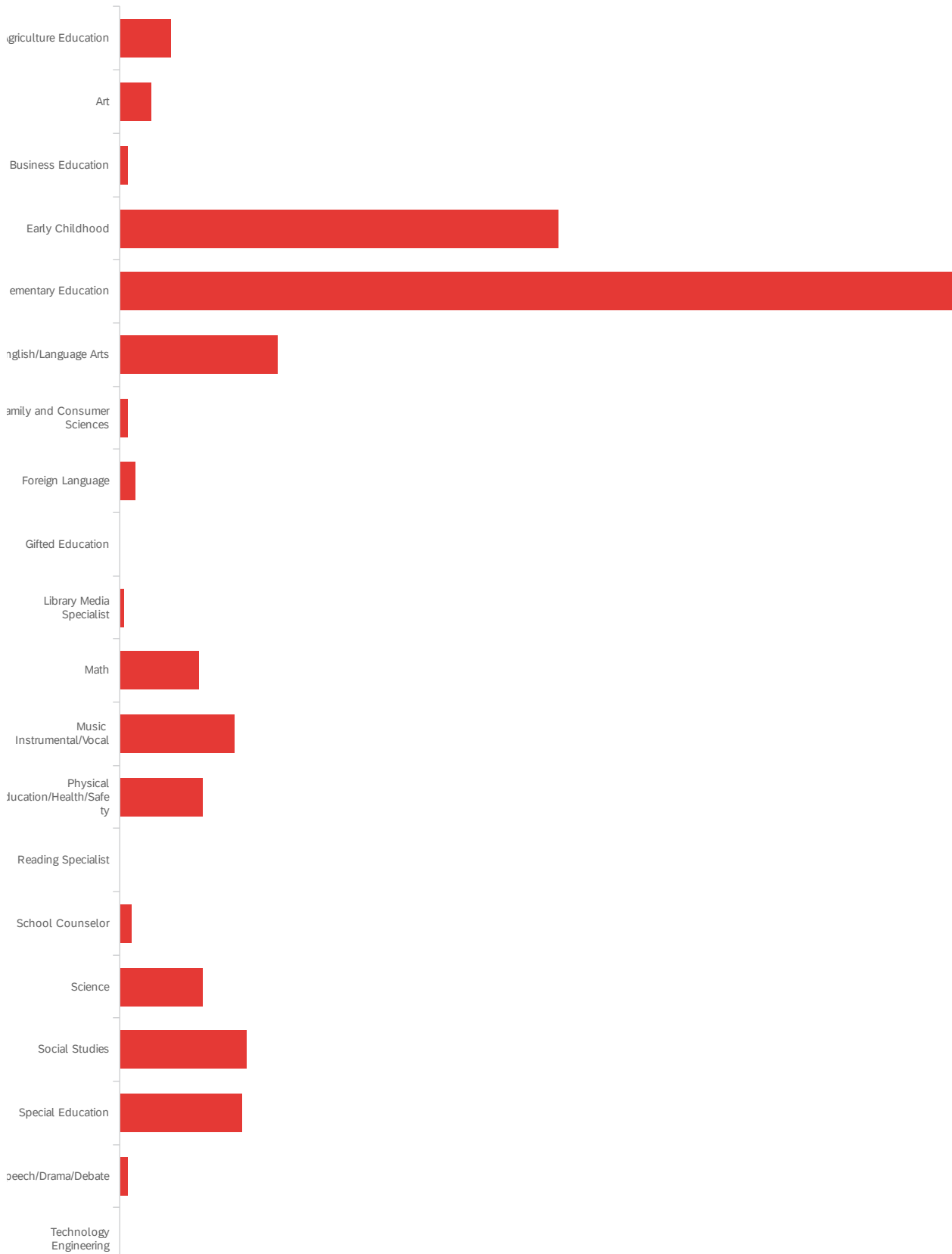


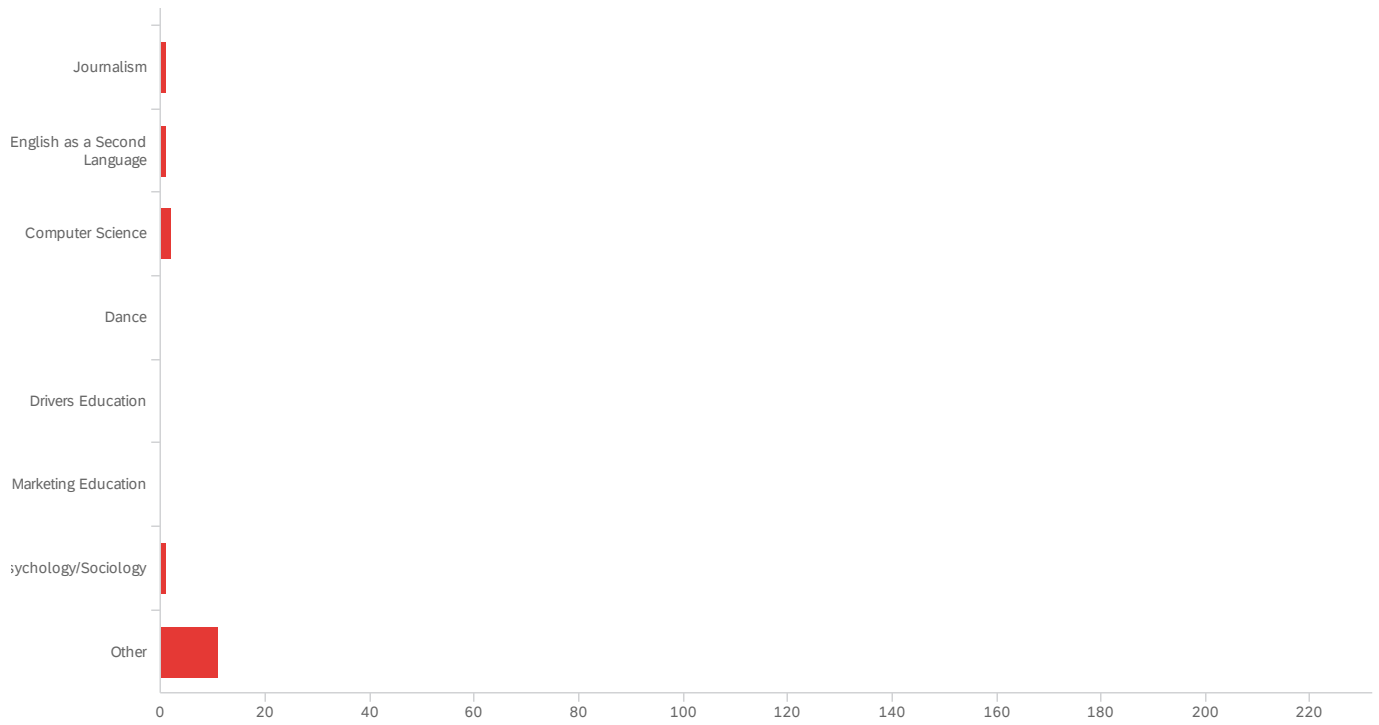
#	Field	Minimum	Maximum	Mean	Std Deviation	Variance	Count
1	[ExternalDataReference] received his/her license via:	1.00	8.00	2.38	1.81	3.27	1,266

#	Field	Choice Count
1	Traditional Teacher Certification	41.47% 525
2	Alternative Certification	20.93% 265
3	Emergency Certification	26.54% 336
4	ABCTE	0.08% 1
5	Teach for America	2.45% 31
6	Paraprofessional Route to Teacher Certification	1.90% 24
7	Tulsa Teacher Corps	1.66% 21
8	Out-of-State Preparation	4.98% 63

Showing rows 1 - 9 of 9

Q10 - In what area was [ExternalDataReference] initially certified? (Please check all that apply)





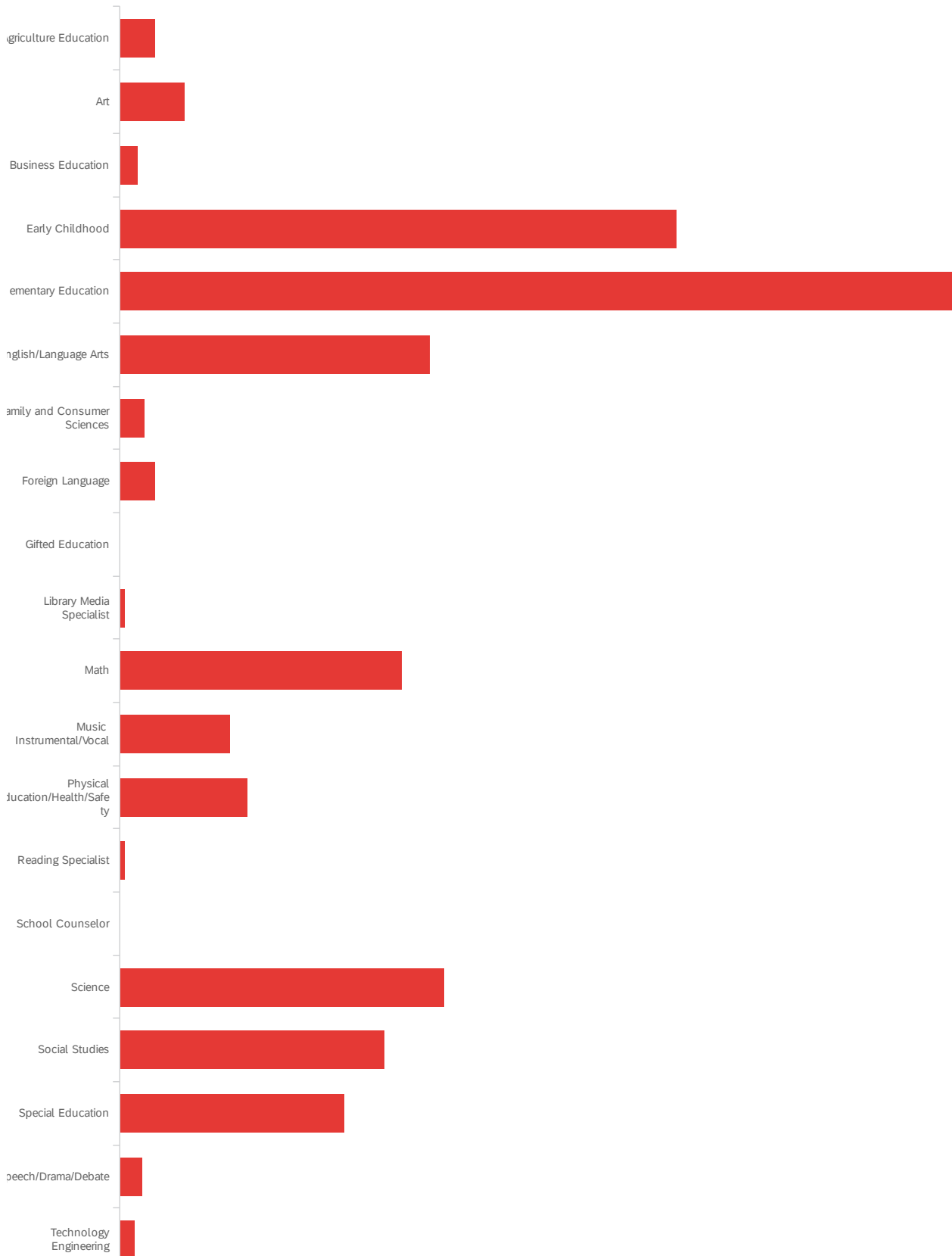
#	Field	Choice Count
1	Agriculture Education	2.29% 13
2	Art	1.41% 8
3	Business Education	0.35% 2
4	Early Childhood	19.58% 111
5	Elementary Education	37.21% 211
6	English/Language Arts	7.05% 40
7	Family and Consumer Sciences	0.35% 2
8	Foreign Language	0.71% 4
9	Gifted Education	0.00% 0
10	Library Media Specialist	0.18% 1
11	Math	3.53% 20
12	Music: Instrumental/Vocal	5.11% 29
13	Physical Education/Health/Safety	3.70% 21
14	Reading Specialist	0.00% 0
15	School Counselor	0.53% 3
16	Science	3.70% 21
17	Social Studies	5.64% 32

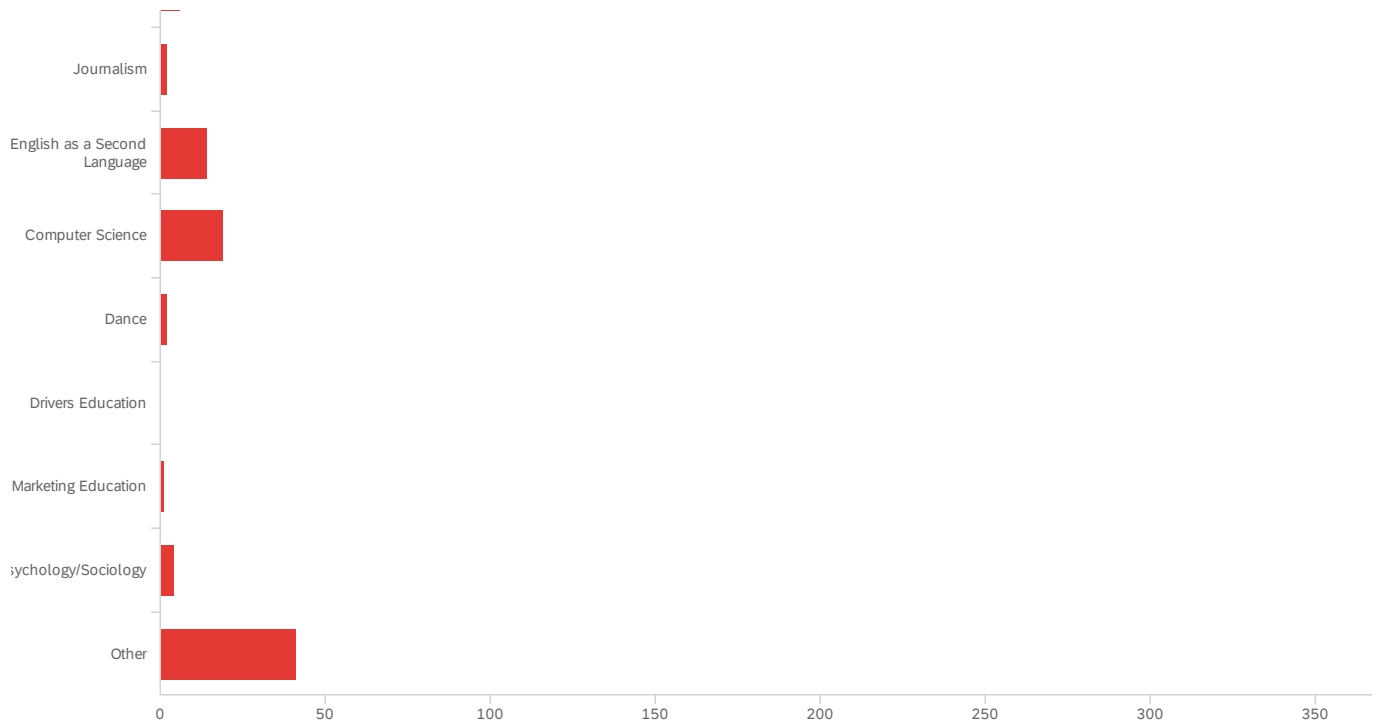
#	Field	Choice Count
18	Special Education	5.47% 31
19	Speech/Drama/Debate	0.35% 2
20	Technology Engineering	0.00% 0
21	Journalism	0.18% 1
22	English as a Second Language	0.18% 1
23	Computer Science	0.35% 2
24	Dance	0.00% 0
25	Drivers Education	0.00% 0
26	Marketing Education	0.00% 0
27	Psychology/Sociology	0.18% 1
35	Other	1.94% 11

567

Showing rows 1 - 29 of 29

Q11 - What is [ExternalDataReference]'s primary teaching assignment? (Please check all that apply)





#	Field	Choice Count
1	Agriculture Education	1.01% 14
2	Art	1.87% 26
3	Business Education	0.50% 7
4	Early Childhood	16.07% 223
5	Elementary Education	24.06% 334
6	English/Language Arts	8.93% 124
7	Family and Consumer Sciences	0.72% 10
8	Foreign Language	1.01% 14
9	Gifted Education	0.00% 0
10	Library Media Specialist	0.14% 2
11	Math	8.14% 113
12	Music: Instrumental/Vocal	3.17% 44
13	Physical Education/Health/Safety	3.67% 51
14	Reading Specialist	0.14% 2
15	School Counselor	0.00% 0
16	Science	9.37% 130
17	Social Studies	7.64% 106

#	Field	Choice Count
18	Special Education	6.48% 90
19	Speech/Drama/Debate	0.65% 9
20	Technology Engineering	0.43% 6
21	Journalism	0.14% 2
22	English as a Second Language	1.01% 14
23	Computer Science	1.37% 19
24	Dance	0.14% 2
25	Drivers Education	0.00% 0
26	Marketing Education	0.07% 1
27	Psychology/Sociology	0.29% 4
35	Other	2.95% 41

1388

Showing rows 1 - 29 of 29

End of Report