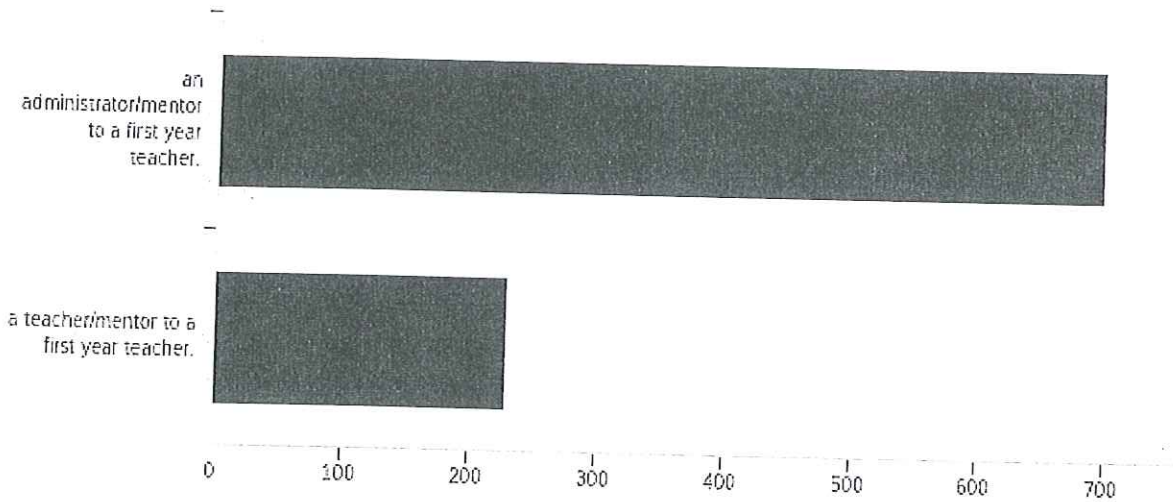


OEQA FYT MENTOR 2021 Report all participants with written responses

OEQA Mentor/Administrator Survey 2021

June 26th 2021, 5:36 pm CDT

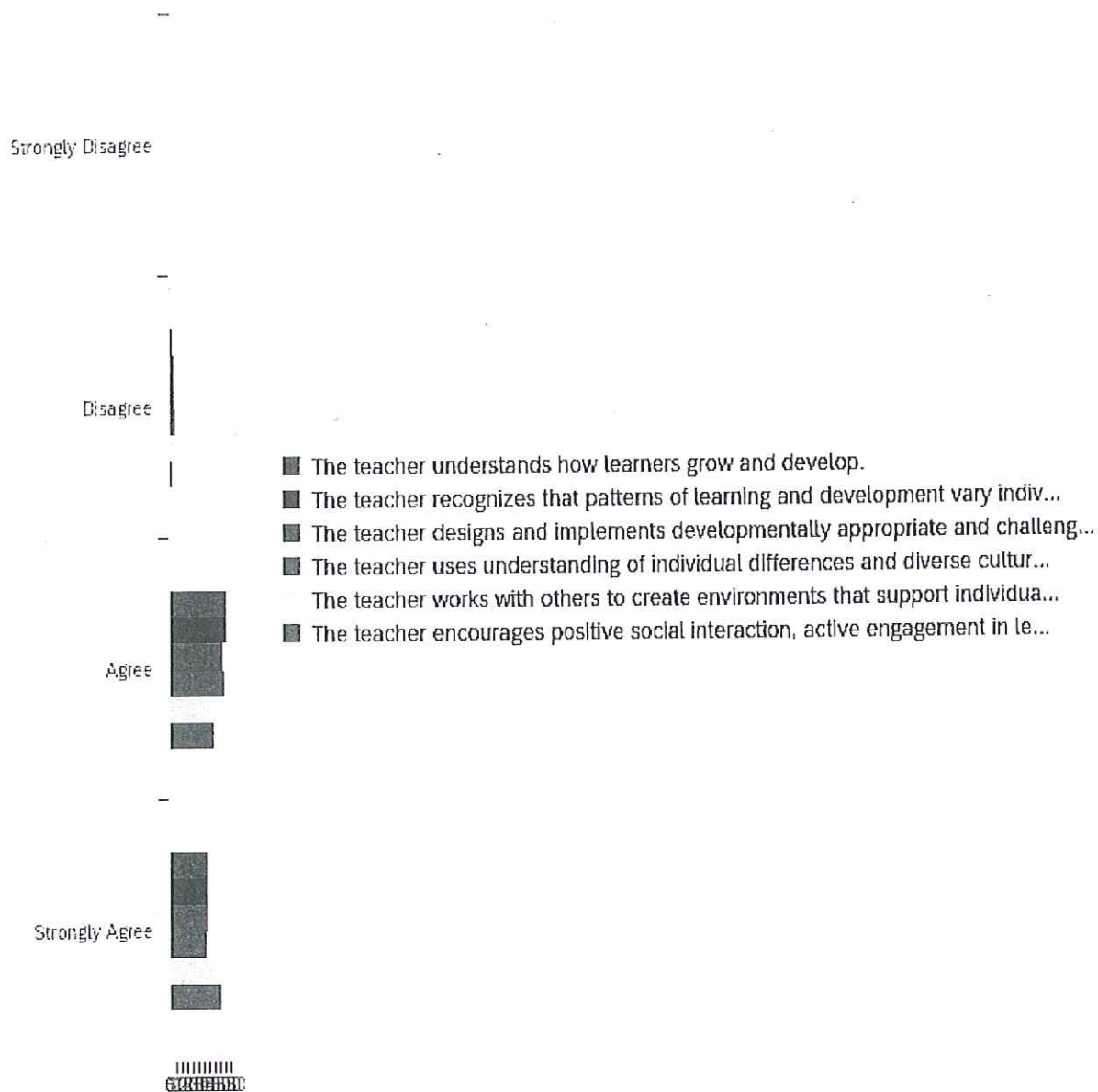
Q5 - The person completing this survey is:



#	Field	Minimum	Maximum	Mean	Std Deviation	Variance	Count
1	The person completing this survey is:	1.00	2.00	1.25	0.43	0.19	928

#	Answer	%	Count
1	an administrator/mentor to a first year teacher.	75.22%	698
2	a teacher/mentor to a first year teacher.	24.78%	230
	Total	100%	928

Q1 - The Learner and Learning Please rate the extent to which you agree that each statement is true of [ExternalDataReference].

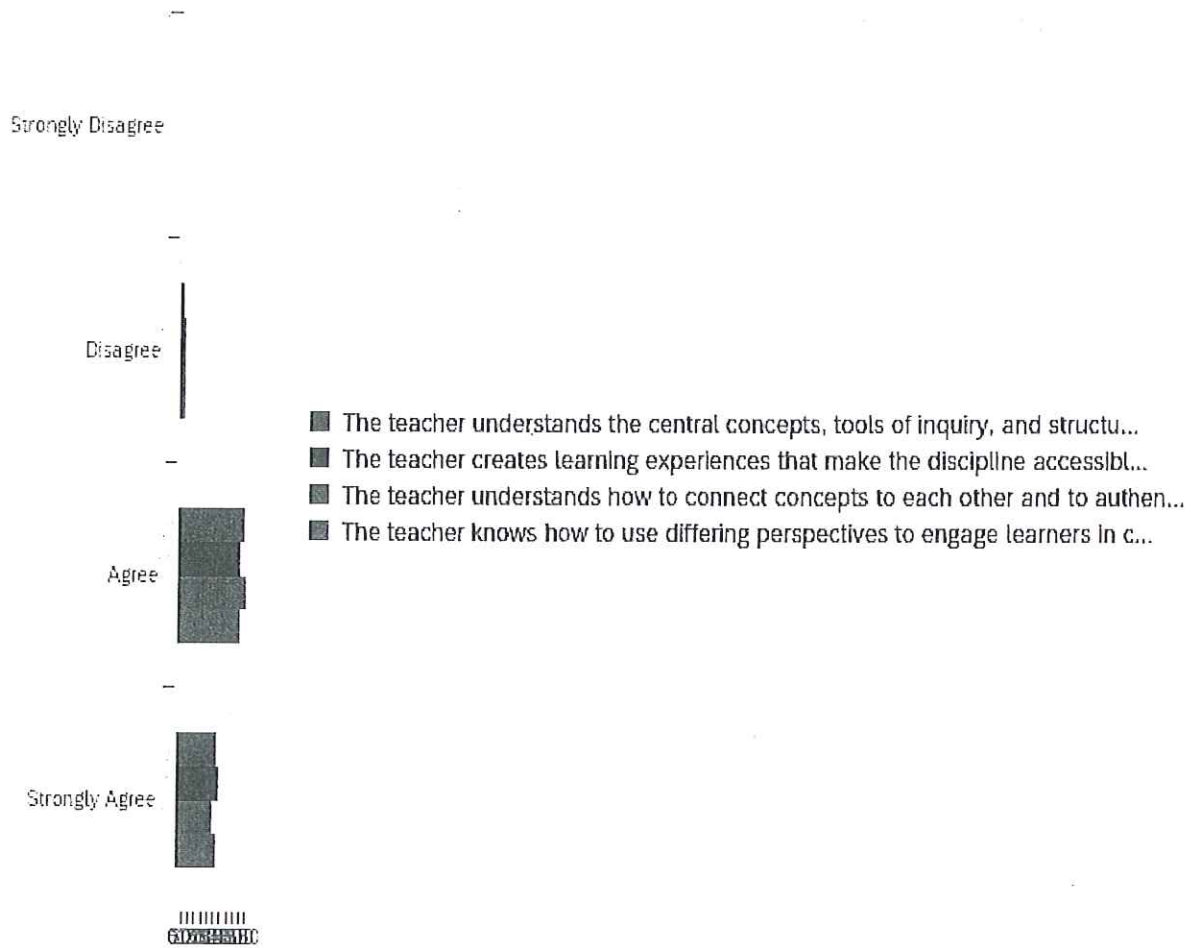


#	Field	Minimum	Maximum	Mean	Std Deviation	Variance	Count
1	The teacher understands how learners grow and develop.	1.00	4.00	3.34	0.57	0.32	901
2	The teacher recognizes that patterns of learning and development vary individually within and across the cognitive, linguistic, social, emotional, and physical areas.	1.00	4.00	3.35	0.57	0.32	901

3	The teacher designs and implements developmentally appropriate and challenging learning experiences.	1.00	4.00	3.32	0.62	0.38	901
4	The teacher uses understanding of individual differences and diverse cultures and communities to ensure inclusive learning environments that enable each learner to meet high standards.	1.00	4.00	3.30	0.61	0.37	901
5	The teacher works with others to create environments that support individual and collaborative learning.	1.00	4.00	3.44	0.60	0.37	901
6	The teacher encourages positive social interaction, active engagement in learning, and self-motivation.	1.00	4.00	3.48	0.58	0.34	901

#	Question	Strongly Disagree	Disagree	Agree	Strongly Agree	Total
1	The teacher understands how learners grow and develop.	0.55% 5	3.33% 30	57.60% 519	38.51% 347	901
2	The teacher recognizes that patterns of learning and development vary individually within and across the cognitive, linguistic, social, emotional, and physical areas.	0.33% 3	3.66% 33	56.71% 511	39.29% 354	901
3	The teacher designs and implements developmentally appropriate and challenging learning experiences.	1.00% 9	5.22% 47	54.27% 489	39.51% 356	901
4	The teacher uses understanding of individual differences and diverse cultures and communities to ensure inclusive learning environments that enable each learner to meet high standards.	0.78% 7	5.77% 52	55.94% 504	37.51% 338	901
5	The teacher works with others to create environments that support individual and collaborative learning.	0.78% 7	3.66% 33	46.61% 420	48.95% 441	901
6	The teacher encourages positive social interaction, active engagement in learning, and self-motivation.	0.67% 6	2.55% 23	45.39% 409	51.39% 463	901

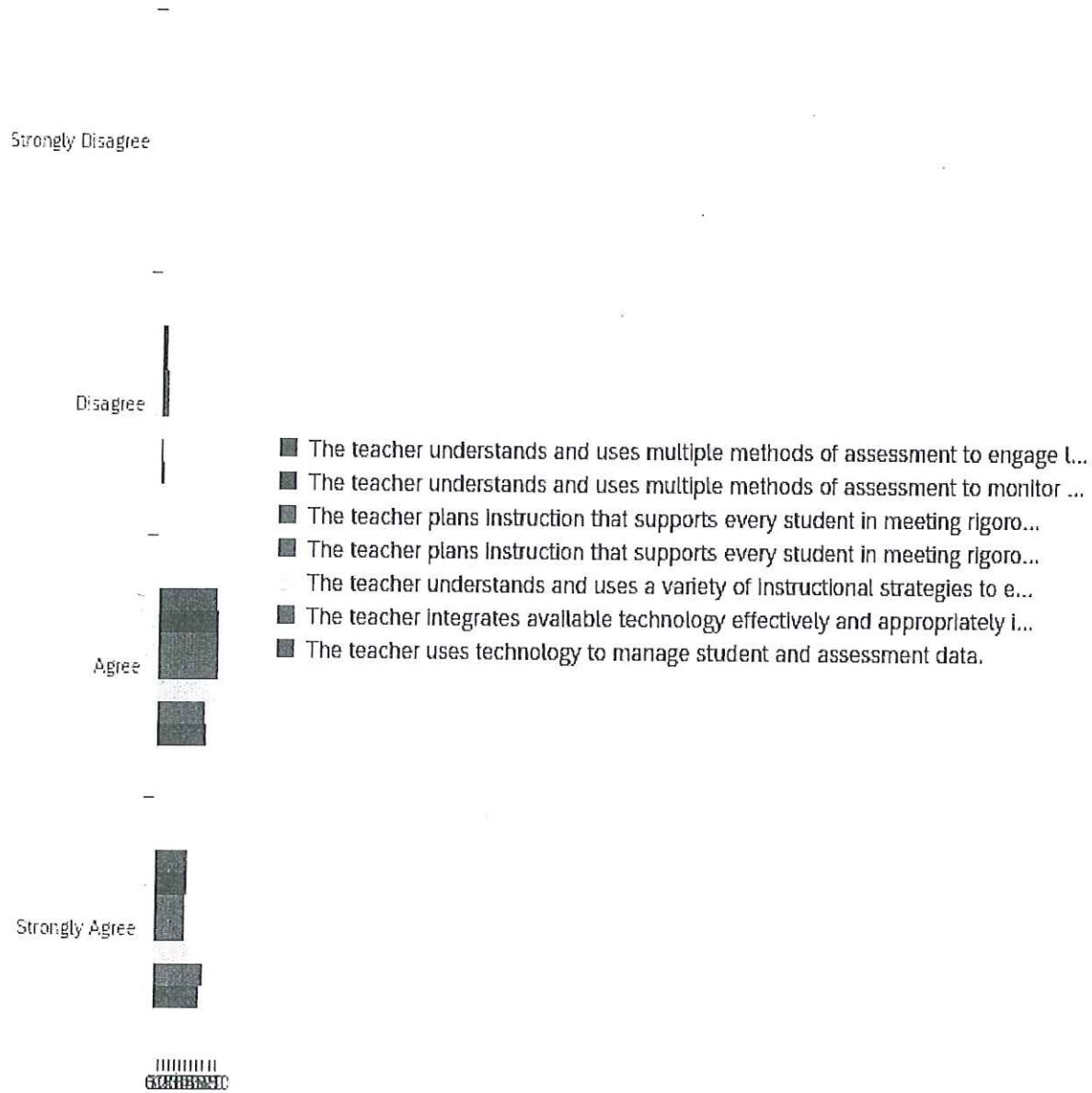
Q2 - Content Please rate the extent to which you agree that each statement is true of [ExternalDataReference].



#	Field	Minimum	Maximum	Mean	Std Deviation	Variance	Count
1	The teacher understands the central concepts, tools of inquiry, and structures of the discipline(s) he or she teaches.	1.00	4.00	3.31	0.57	0.33	898
2	The teacher creates learning experiences that make the discipline accessible and meaningful for learners to assure mastery of the content.	1.00	4.00	3.32	0.60	0.35	898
3	The teacher understands how to connect concepts to each other and to authentic local and global issues.	1.00	4.00	3.27	0.58	0.34	897
4	The teacher knows how to use differing perspectives to engage learners in critical thinking, creativity, and collaborative problem solving.	1.00	4.00	3.29	0.62	0.38	897

#	Question	Strongly Disagree	Disagree	Agree	Strongly Agree	Total
1	The teacher understands the central concepts, tools of inquiry, and structures of the discipline(s) he or she teaches.	0.45% 4	4.45% 40	58.57% 526	36.53% 328	898
2	The teacher creates learning experiences that make the discipline accessible and meaningful for learners to assure mastery of the content.	0.56% 5	5.12% 46	55.68% 500	38.64% 347	898
3	The teacher understands how to connect concepts to each other and to authentic local and global issues.	0.45% 4	5.57% 50	60.20% 540	33.78% 303	897
4	The teacher knows how to use differing perspectives to engage learners in critical thinking, creativity, and collaborative problem solving.	0.67% 6	6.69% 60	55.96% 502	36.68% 329	897

Q3 - Instructional Practice Please rate the extent to which you agree that each statement is true of [ExternalDataReference].



#	Field	Minimum	Maximum	Mean	Std Deviation	Variance	Count
1	The teacher understands and uses multiple methods of assessment to engage learners in their own growth and guide learners' decision making.	1.00	4.00	3.27	0.59	0.35	894
2	The teacher understands and uses multiple methods of assessment to monitor learner progress and to guide his/her decision making.	1.00	4.00	3.26	0.59	0.34	892

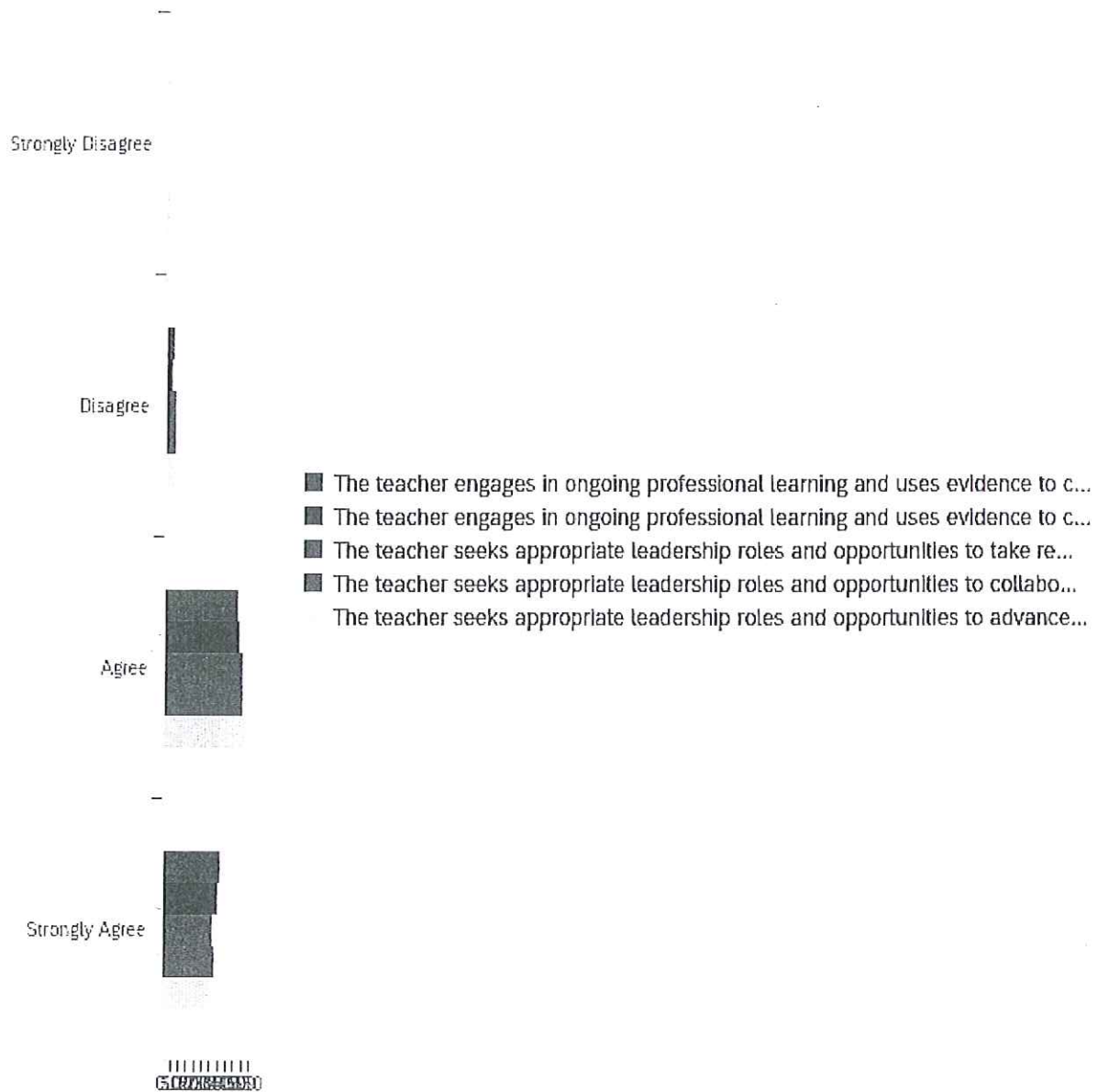
3	The teacher plans instruction that supports every student in meeting rigorous learning goals by drawing upon knowledge of content areas, curriculum, cross-disciplinary skills, and pedagogy.	1.00	4.00	3.23	0.60	0.36	893
4	The teacher plans instruction that supports every student in meeting rigorous learning goals by drawing upon knowledge of learners and the community context.	1.00	4.00	3.23	0.59	0.35	893
5	The teacher understands and uses a variety of instructional strategies to encourage learners to develop deep understanding of content areas and their connections, and to build skills to apply knowledge in meaningful ways.	1.00	4.00	3.28	0.60	0.36	891
6	The teacher integrates available technology effectively and appropriately into instruction.	1.00	4.00	3.47	0.57	0.33	894
7	The teacher uses technology to manage student and assessment data.	1.00	4.00	3.42	0.58	0.33	892

#	Question	Strongly Disagree	Disagree	Agree	Strongly Agree	Total
1	The teacher understands and uses multiple methods of assessment to engage learners in their own growth and guide learners' decision making.	0.34% 3	6.60% 59	59.06% 528	34.00% 304	894
2	The teacher understands and uses multiple methods of assessment to monitor learner progress and to guide his/her decision making.	0.56% 5	5.72% 51	60.43% 539	33.30% 297	892
3	The teacher plans instruction that supports every student in meeting rigorous learning goals by drawing upon knowledge of content areas, curriculum, cross-disciplinary skills, and pedagogy.	0.56% 5	7.39% 66	60.92% 544	31.13% 278	893
4	The teacher plans instruction that supports every student in meeting rigorous learning goals by drawing upon knowledge of learners and the community context.	0.34% 3	7.61% 68	60.69% 542	31.35% 280	893
5	The teacher understands and uses a variety of instructional strategies to encourage learners to develop deep understanding of content areas and their connections, and to build skills	0.56% 5	6.29% 56	57.69% 514	35.47% 316	891

to apply knowledge in meaningful ways.

6	The teacher integrates available technology effectively and appropriately into instruction.	0.45%	4	2.46%	22	46.98%	420	50.11%	448	894
7	The teacher uses technology to manage student and assessment data.	0.11%	1	4.15%	37	49.44%	441	46.30%	413	892

Q4 - Professional Responsibility Please rate the extent to which you agree that each statement is true of [ExternalDataReference].

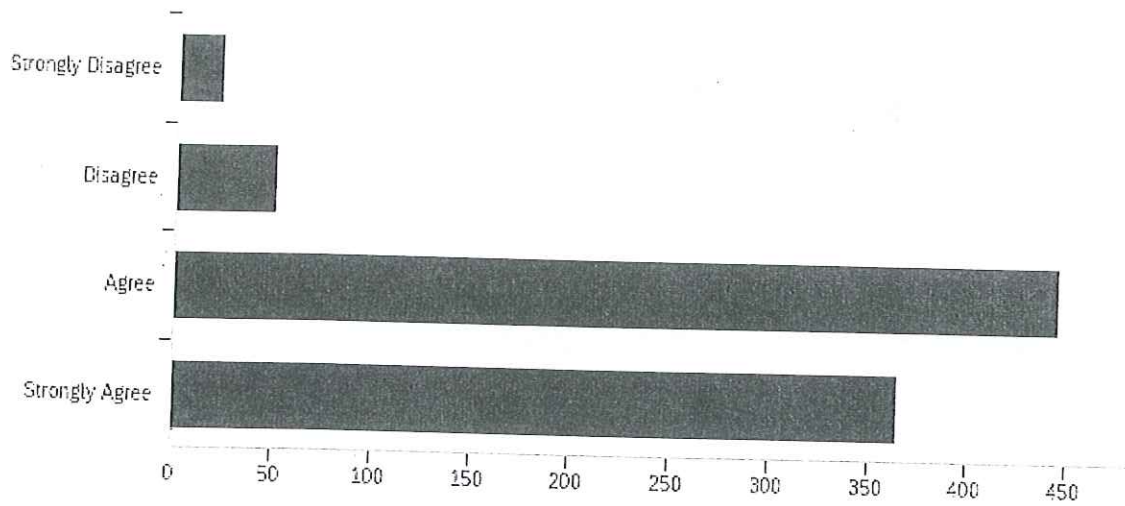


#	Field	Minimum	Maximum	Mean	Std Deviation	Variance	Count
1	The teacher engages in ongoing professional learning and uses evidence to continually evaluate his/her practice, particularly the effects of his/her choices and actions on others (learners, families, other professionals, and the community).	1.00	4.00	3.35	0.60	0.36	890
2	The teacher engages in ongoing professional learning and uses evidence to continually	1.00	4.00	3.34	0.59	0.35	890

	adapt practice to meet the needs of each learner.								
3	The teacher seeks appropriate leadership roles and opportunities to take responsibility for student learning.	1.00	4.00	3.27	0.62	0.38	889		
4	The teacher seeks appropriate leadership roles and opportunities to collaborate with learners, families, colleagues, other school professionals, and community members to ensure learner growth.	1.00	4.00	3.29	0.61	0.38	890		
5	The teacher seeks appropriate leadership roles and opportunities to advance the profession.	1.00	4.00	3.23	0.62	0.38	890		

#	Question	Strongly Disagree	Disagree	Agree	Strongly Agree	Total
1	The teacher engages in ongoing professional learning and uses evidence to continually evaluate his/her practice, particularly the effects of his/her choices and actions on others (learners, families, other professionals, and the community).	0.45% 4	5.39% 48	52.70% 469	41.46% 369	890
2	The teacher engages in ongoing professional learning and uses evidence to continually adapt practice to meet the needs of each learner.	0.45% 4	5.06% 45	54.61% 486	39.89% 355	890
3	The teacher seeks appropriate leadership roles and opportunities to take responsibility for student learning.	0.45% 4	7.65% 68	56.02% 498	35.88% 319	889
4	The teacher seeks appropriate leadership roles and opportunities to collaborate with learners, families, colleagues, other school professionals, and community members to ensure learner growth.	0.56% 5	6.85% 61	55.96% 498	36.63% 326	890
5	The teacher seeks appropriate leadership roles and opportunities to advance the profession.	0.56% 5	8.43% 75	57.98% 516	33.03% 294	890


Q16 - Overall, [ExternalDataReference]'s preparation/route to certification effectively prepared him/her to have a positive impact on P12 student learning and development.



#	Field	Minimum	Maximum	Mean	Std Deviation	Variance	Count
1	Overall, [ExternalDataReference]'s preparation/route to certification effectively prepared him/her to have a positive impact on P12 student learning and development.	1.00	4.00	3.30	0.69	0.48	885

#	Answer	%	Count
1	Strongly Disagree	2.60%	23
2	Disagree	5.76%	51
3	Agree	50.40%	446
4	Strongly Agree	41.24%	365
	Total	100%	885

Q7 - Considering [ExternalDataReference]'s preparation in light of the needs of your school, what are your recommendations for strengthening the teacher's preparation?



#	Answer	%	Count
1	Classroom management	19.07%	354
2	Student engagement	9.48%	176
3	Differentiated instruction	17.35%	322
4	English language learners	8.62%	160

5	Students from diverse backgrounds	6.20%	115
6	Instructional strategies	16.92%	314
7	Reading strategies	7.27%	135
8	Other	3.18%	59
9	Assessment	8.03%	149
10	Professionalism	3.88%	72
	Total	100%	1856

Q7_8_TEXT - Other

Other - Text

Special Education/Testing

Area specific lesson ideas

Additional experience

██████ is a master teacher. She appears to be one that has taught at a model level for several years, even though she hasn't.

na

Content Knowledge

Social Studies Content

N/A

More online strategies for remote learners. Not just being taught how to teach in a brick and mortar classroom.

Collaborating and communicating with colleagues

Use of data for instruction

She is a very hard worker and is well prepared

I would encourage her to not take too much extra work on. She is extremely dedicated to her students in and out of the classroom and does very well juggling many jobs. As I say that, I see that she does not get enough of "me time" and that will require her saying no to some extra duties.

██████ is learning she has a lot to offer our staff. Being the youngest member, she lacks confidence to speak out among her peers when she has something to share.

Work Stress

Stress Management

Stress Management

Continue growth as an educator

None

She is phenomenal

██████████ is off to a super start in her teaching career.

None

None

Leadership Role on campus

How to become part of the staff. She is so very shy and reserved that she never reaches out to anyone other than her mentor teacher.

Training specific to early childhood: hands on, active, student led, fine motor development

Social Emotional Learning

I don't have any criticism regarding ██████████ preparation at this time.

Preparing future teachers for realistic administrative tasks related to teaching. ie: All of the things that teachers are responsible for IN ADDITION TO teaching.

██████████ is an amazing teacher and mentor to his students. He is well on his way to becoming one of our best teachers! Experience and time is all he needs.

Communication with parents. I don't feel any program addresses this issue adequately.

NA

Self confidence

Leadership within her team

Technology

NA

██████████ excels in all areas! No recommendations based on her performance.

planning appropriate lessons for the targeted age group, lessons have been designed for older kids instead of the PreK students she teaches

Team teacher collaboration

She had a full Education career in another state. This doesn't apply to her.

Grading I believe ██████████ has had a hard time figuring out how to grade things and what strategy works best. In my opinion there should be more guidance in this area.

None at this time. He does a phenomenal job!

None

██████████ does an incredible job with our students and staff.

She does an excellent job in her classroom and with all of the things that we had to deal with this year. She has a positive attitude and is a great teacher.

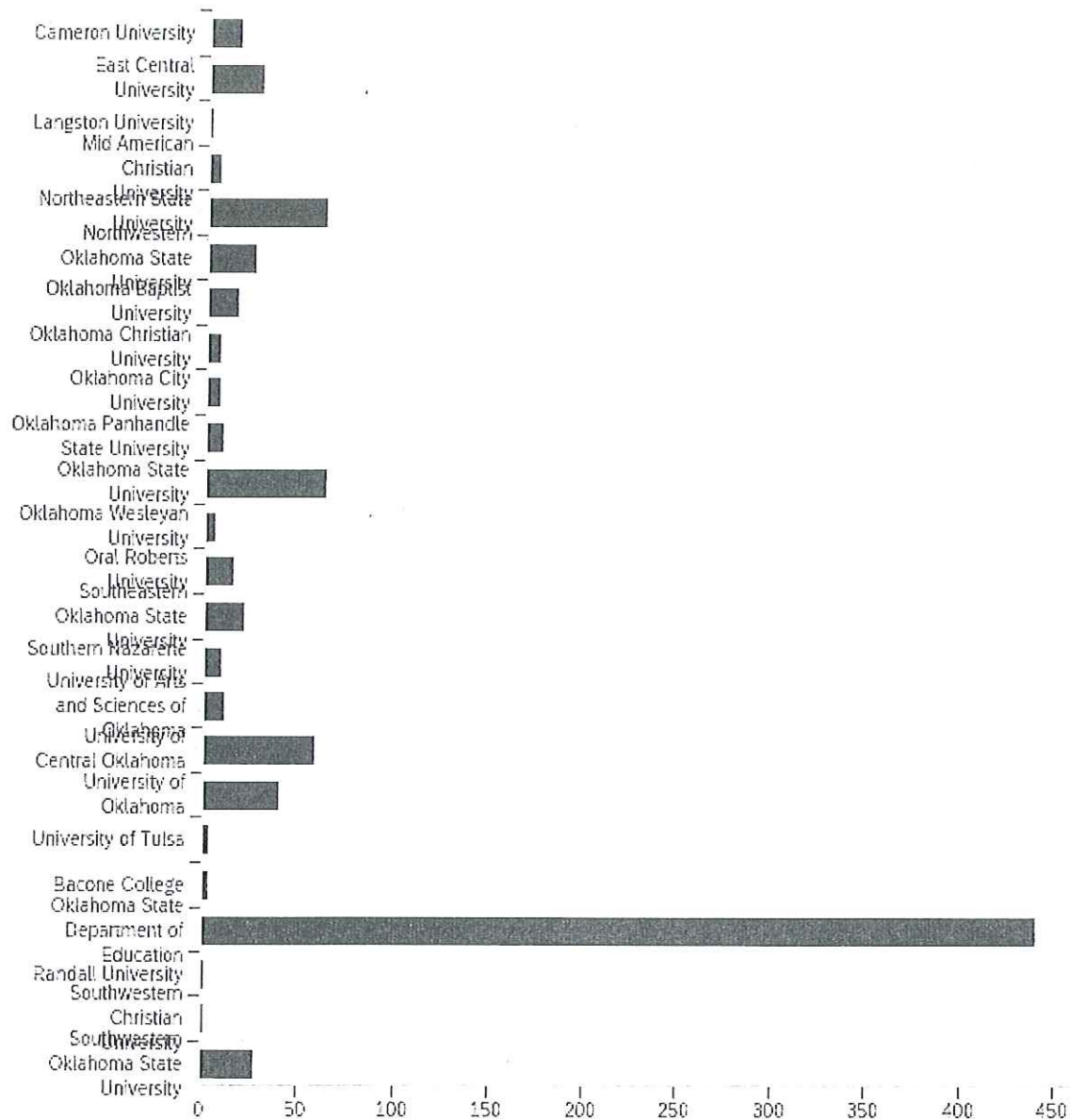
Family involvement

Well Prepared

She was well prepared

Technology tools and systems

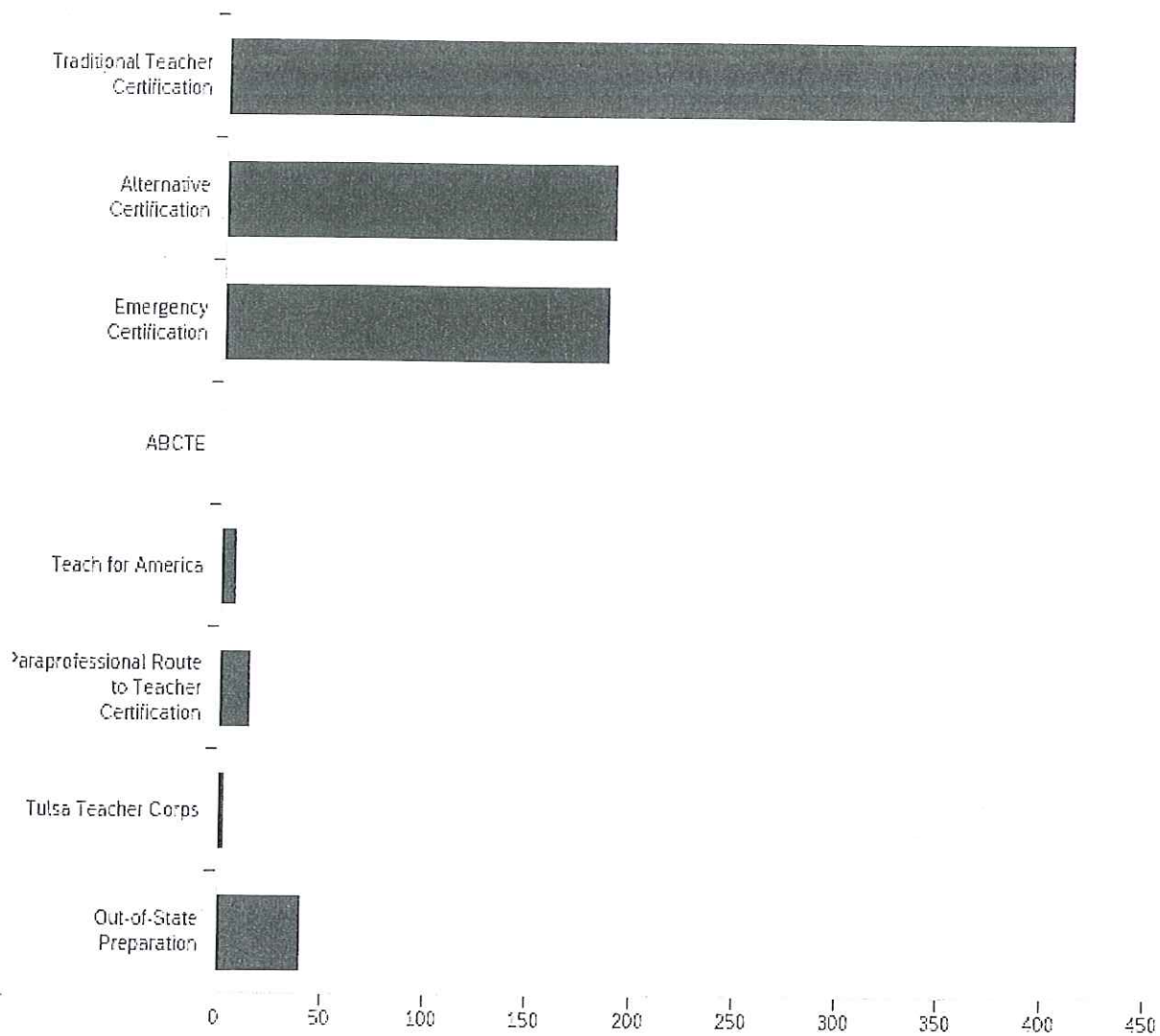
Q8 - [ExternalDataReference] received his/her preparation at which of the following institutions? If the teacher has an alternative or emergency certificate, please select Oklahoma State Department of Education.



#	Field	Minimum	Maximum	Mean	Std Deviation	Variance	Count
1	[ExternalDataReference] received his/her preparation at which of the following institutions? If the teacher has an alternative or emergency certificate, please select Oklahoma State Department of Education.	1.00	25.00	17.17	6.68	44.62	879

#	Answer	%	Count
1	Cameron University	1.82%	16
2	East Central University	3.19%	28
3	Langston University	0.11%	1
4	Mid American Christian University	0.68%	6
6	Northeastern State University	7.17%	63
7	Northwestern Oklahoma State University	2.84%	25
8	Oklahoma Baptist University	1.82%	16
9	Oklahoma Christian University	0.80%	7
10	Oklahoma City University	0.80%	7
11	Oklahoma Panhandle State University	1.02%	9
12	Oklahoma State University	7.28%	64
13	Oklahoma Wesleyan University	0.57%	5
14	Oral Roberts University	1.71%	15
15	Southeastern Oklahoma State University	2.39%	21
16	Southern Nazarene University	1.02%	9
17	University of Arts and Sciences of Oklahoma	1.25%	11
18	University of Central Oklahoma	6.71%	59
19	University of Oklahoma	4.55%	40
20	University of Tulsa	0.34%	3
21	Bacone College	0.34%	3
22	Oklahoma State Department of Education	50.17%	441
23	Randall University	0.11%	1
24	Southwestern Christian University	0.11%	1
25	Southwestern Oklahoma State University	3.19%	28
	Total	100%	879

Q9 - [ExternalDataReference] received his/her license via:

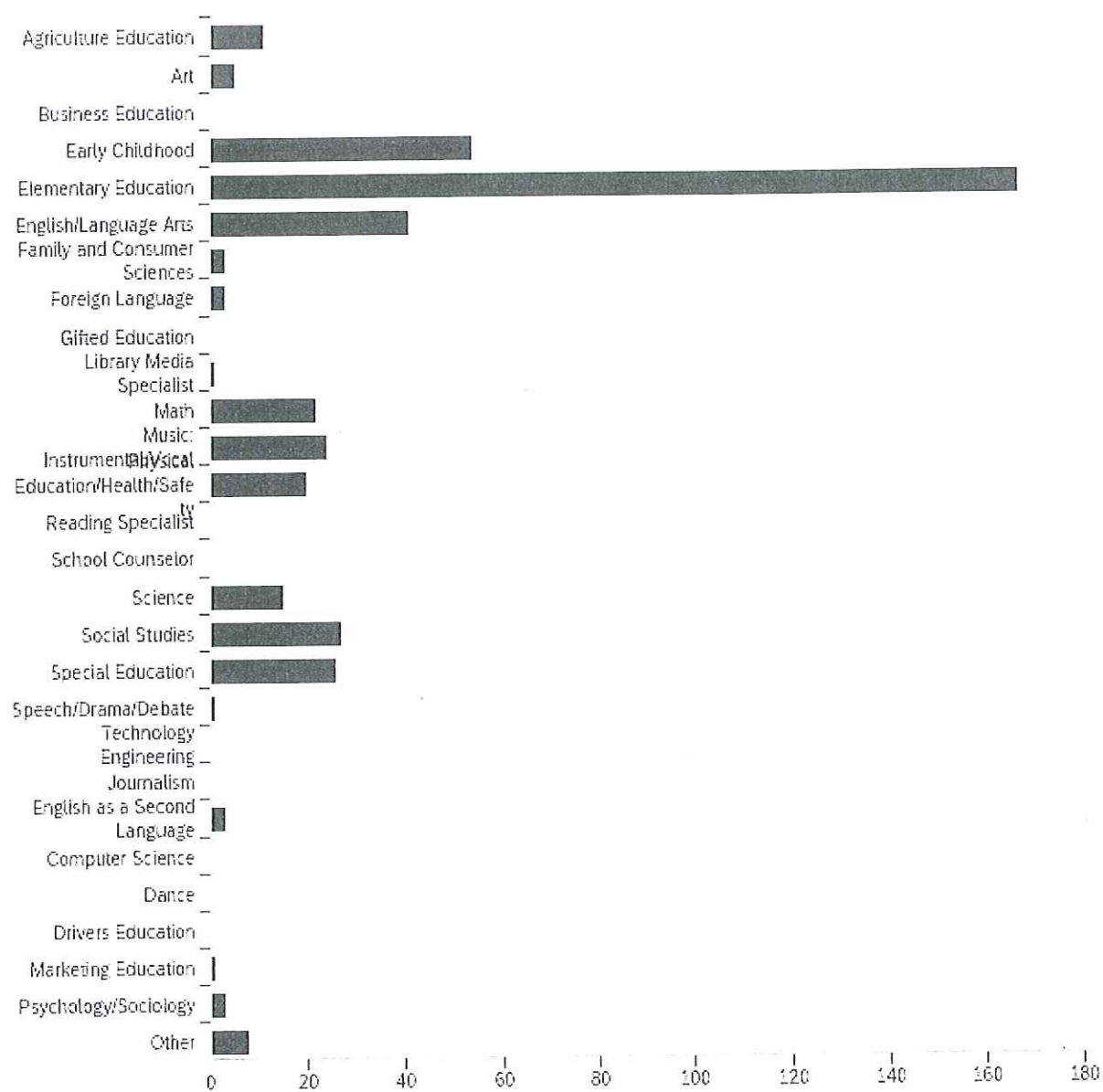


#	Field	Minimum	Maximum	Mean	Std Deviation	Variance	Count
1	[ExternalDataReference] received his/her license via:	1.00	8.00	2.14	1.69	2.86	856

#	Answer	%	Count
1	Traditional Teacher Certification	48.13%	412
2	Alternative Certification	22.20%	190

3	Emergency Certification	21.85%	187
4	ABCTE	0.00%	0
5	Teach for America	0.93%	8
6	Paraprofessional Route to Teacher Certification	1.75%	15
7	Tulsa Teacher Corps	0.35%	3
8	Out-of-State Preparation	4.79%	41
	Total	100%	856

Q10 - In what area was [ExternalDataReference] initially certified? (Please check all that apply)



#	Answer	%	Count
1	Agriculture Education	2.53%	11
2	Art	1.15%	5
3	Business Education	0.00%	0
4	Early Childhood	12.41%	54

5	Elementary Education	38.39%	167
6	English/Language Arts	9.43%	41
7	Family and Consumer Sciences	0.69%	3
8	Foreign Language	0.69%	3
9	Gifted Education	0.00%	0
10	Library Media Specialist	0.23%	1
11	Math	5.06%	22
12	Music: Instrumental/Vocal	5.52%	24
13	Physical Education/Health/Safety	4.60%	20
14	Reading Specialist	0.00%	0
15	School Counselor	0.00%	0
16	Science	3.45%	15
17	Social Studies	6.21%	27
18	Special Education	5.98%	26
19	Speech/Drama/Debate	0.23%	1
20	Technology Engineering	0.00%	0
21	Journalism	0.00%	0
22	English as a Second Language	0.69%	3
23	Computer Science	0.00%	0
24	Dance	0.00%	0
25	Drivers Education	0.00%	0
26	Marketing Education	0.23%	1
27	Psychology/Sociology	0.69%	3
35	Other	1.84%	8
	Total	100%	435

Q10_35_TEXT - Other

Other - Text

Mild Moderate Disabilities

Not certified

Math interventionist

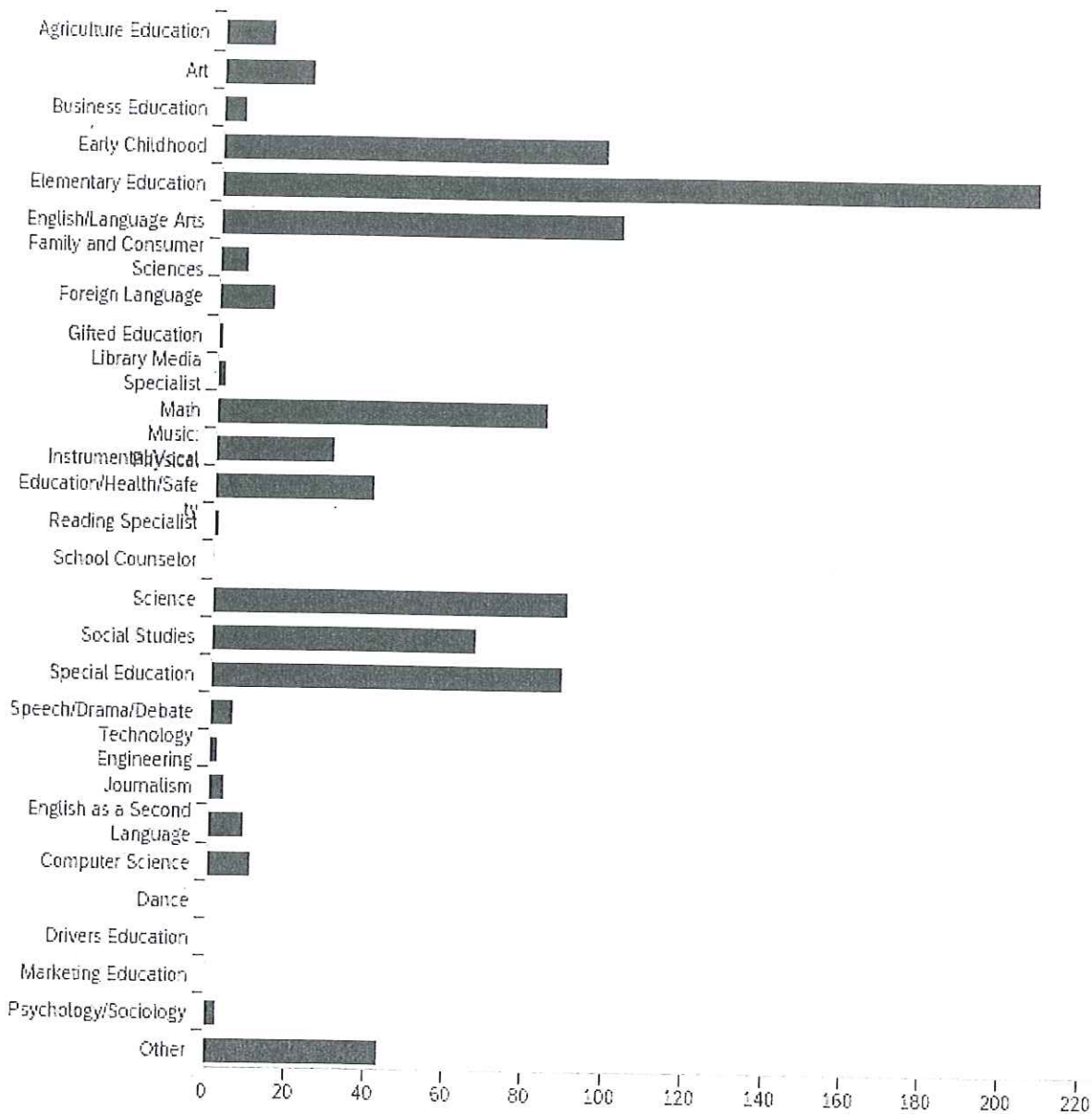
Social Studies

Secondary Education

US History

5th-12th JROTC

Q11 - What is [ExternalDataReference]'s primary teaching assignment? (Please check all that apply)



#	Answer	%	Count
1	Agriculture Education	1.36%	13
2	Art	2.41%	23
3	Business Education	0.63%	6
4	Early Childhood	10.28%	98

5	Elementary Education	21.72%	207
6	English/Language Arts	10.70%	102
7	Family and Consumer Sciences	0.73%	7
8	Foreign Language	1.47%	14
9	Gifted Education	0.10%	1
10	Library Media Specialist	0.21%	2
11	Math	8.81%	84
12	Music: Instrumental/Vocal	3.15%	30
13	Physical Education/Health/Safety	4.20%	40
14	Reading Specialist	0.10%	1
15	School Counselor	0.00%	0
16	Science	9.44%	90
17	Social Studies	7.03%	67
18	Special Education	9.34%	89
19	Speech/Drama/Debate	0.63%	6
20	Technology Engineering	0.21%	2
21	Journalism	0.42%	4
22	English as a Second Language	0.94%	9
23	Computer Science	1.15%	11
24	Dance	0.00%	0
25	Drivers Education	0.00%	0
26	Marketing Education	0.00%	0
27	Psychology/Sociology	0.31%	3
35	Other	4.62%	44
	Total	100%	953

Q11_35_TEXT - Other

Other - Text

Spanish, In school detention

Geography
Science
Auto Mechanics
Languages other than English
Social Studies
Spanish
Alternative Education
Coaching Duties
Skill Building for ELA and Math
Theater Technology & Management
Native American Studies/Language
Automotive
Self contained
Ecology
French
Music
Special Ed Co-teacher
Baseball Coach
Life Skills
Applied Leadership
Reconnecting Youth
Business/Computers
AFJROTC
STEAM
Title I
5th Grade Teacher
Academic Achievement
Spanish
Credit recovery
JROTC

Coaching